



SUMMARY OF 2022-2023 ILLINOIS DEER SEASONS

Peter E. Schlichting
Forest Wildlife Program, Illinois Department of Natural Resources



General Information

Season Dates:

Archery Season: Oct. 1, 2022 - Jan. 15, 2023; closed during firearm deer season in counties open to firearm deer hunting

Youth Season: Oct. 8 - 10, 2022 (hunting also allowed during 1st firearm season, Nov. 18 - 20, 2022)

Firearm Season: Nov. 18 - 20, 2022 and Dec. 1 - 4, 2022

Muzzleloader Season: Dec. 9 - 11, 2022 (hunting also allowed during 2nd firearm season, Dec. 1 - 4, 2022)

Late-Winter Antlerless Season/CWD Season: Dec. 29, 2022 – Jan. 1, 2023 and Jan. 13 - 15, 2023

Total Days of Deer Hunting: 107

Bag Limit: One deer per legal permit, with no set limit for total number of deer allowed. No more than 2 antlered deer during the year, except additional antlered deer may be taken during the special CWD season only.

Significant Changes: Starting January 1, 2023, new legislation allowed hunters to use single-shot centerfire rifles for deer hunting. For more information on legal centerfire rifles see:

(<https://www2.illinois.gov/dnr/hunting/Pages/Law-change-that-affects-hunting-season.aspx>)

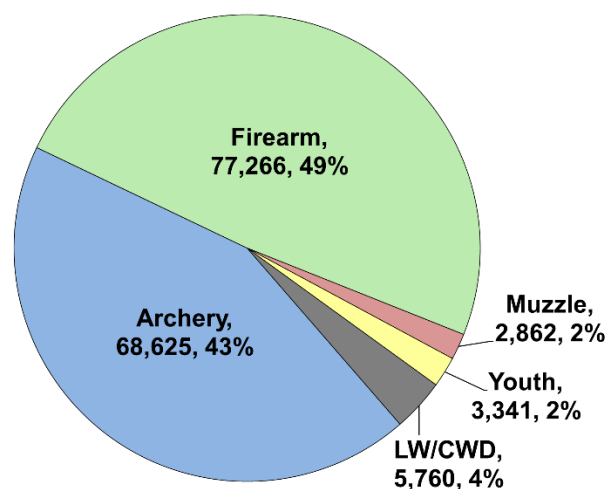
Harvest Reporting: Successful deer hunters in non-CWD counties were required to register their harvest by 10 p.m. on the same calendar day as the deer was taken by using an automated harvest reporting system (telephone or internet). CWD testing was available in these counties by taking the head to a participating vendor. For more information concerning CWD vendor locations see (<https://huntillinois.org/cwd-sampling/>). Mandatory check stations were in effect for the 15 northern Illinois counties where CWD occurs during the regular firearm season (Nov. 18 - 20, 2022 and Dec. 1 - 4, 2022).

Total Harvest (all seasons): 157,854

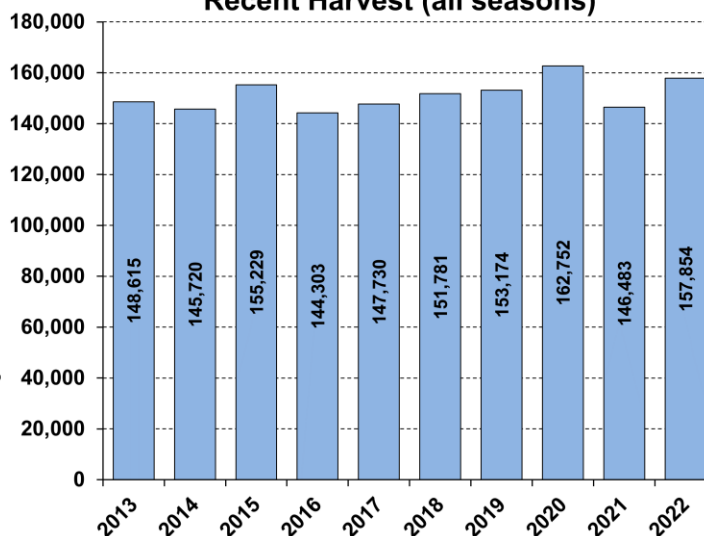
Record Harvest: 201,209 (2005)

Harvest Sex Ratio (all seasons): 55.0% male: 45.0% female; (46.4% antlered: 53.6% antlerless)

2022-2023 Harvest by Season



Recent Harvest (all seasons)



Permitting

IDNR's Permit Office issued 547,736 deer permits for all seasons, including both lottery-issued and over-the-counter permits. This represents an increase (0.51%) from the 544,938 permits issued for 2021. Increases occurred in archery (0.49%), firearm (0.14%), muzzleloader (2.17%), youth (2.85%), late winter (40.47%), and CWD antlerless seasons (21.87%).

Number and types of permits issued for the 2022-2023 deer seasons				
Archery	Number of Resident Permits	Number of Nonresident Permits	Total Permits	Percent Nonresident
Landowner POH Permit, Either-Sex ¹	32,227	1,447	33,674	4.30%
Landowner POH Permit, Antlerless-only ¹	32,227	1,447	33,674	4.30%
CWD Combination Surveillance Permit ²	42	0	42	0.00%
Single Either-Sex Permit	498	0	498	0.00%
Single Antlerless-Only Permit	5,726	3,605	9,331	38.63%
Combination OTC Permit (1 ES + 1 AO)	127,630	23,758	151,388	15.69%
TOTAL	198,350	30,257	228,607	11.28%
Firearm				
Landowner POH Permit, Either-Sex ¹	35,776	1,640	37,416	4.38%
Landowner POH Permit, Antlerless-only ¹	35,776	1,640	37,416	4.38%
CWD Combination Surveillance Permit ²	91	4	95	4.21%
Full-season Either-Sex Permit	128,389	10,382	138,771	7.48%
Full-season Antlerless-only Permit	56,388	5,927	62,315	9.51%
TOTAL	256,420	19,593	276,013	6.49%
Muzzleloader				
Either-Sex Permit	20,336	1,444	21,780	6.63%
Antlerless-only Permit	6,312	755	7,067	10.68%
TOTAL	26,648	2,199	28,847	7.00%
Other Seasons				
Late Winter Antlerless-only Permit	1,666	0	1,666	0.00%
CWD Antlerless-only Permit ³	992	0	992	0.00%
Youth Either-Sex Permit ³	11,611	0	11,611	0.00%
Total: All Seasons/Permit Types	495,687	52,049	547,736	9.50%

¹ POH = "property only hunting"; a landowner permit that is valid only on the property owned/leased by that landowner

² Free permits provided to hunters whose deer tests positive for CWD in the previous year

³ Permits for these seasons are issued without respect to residency status (i.e., the same permit is issued to both residents & non-residents)

2022-2023 Archery Deer Season Results

Length: 107 days (100 days in counties open to firearm deer hunting)

Number of Counties Open: 102

Special Regulations: Resident combination permits (one either-sex and one antlerless-only tag) were available over-the-counter (OTC) in unlimited quantities. Nonresident combination permits were limited to a quota of 25,000 and issued via lottery with any remaining permits available OTC. Single resident either-sex permits (limit 1 per hunter) were available by application to the Permit Office prior to September 1. Single antlerless-only permits were available to both resident and nonresident hunters OTC without limit, with a 2-tiered fee structure for non-residents dependent upon whether an either-sex archery permit was held. This was the sixth year in which crossbows were legal for all hunters for the entire archery season.

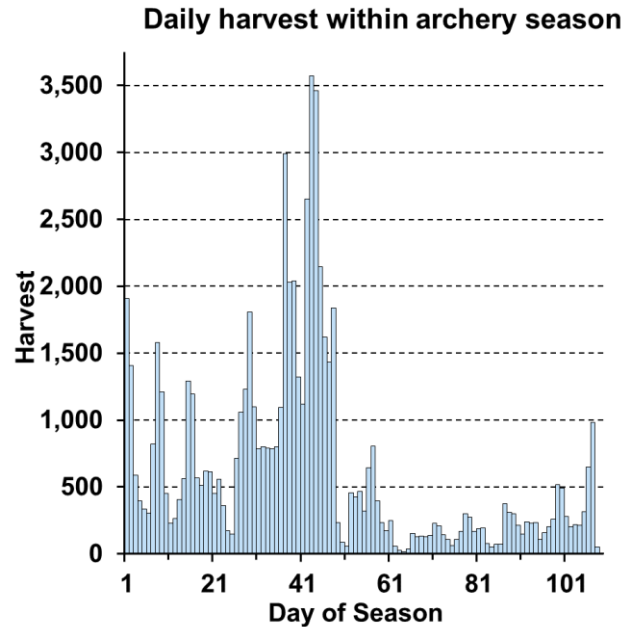
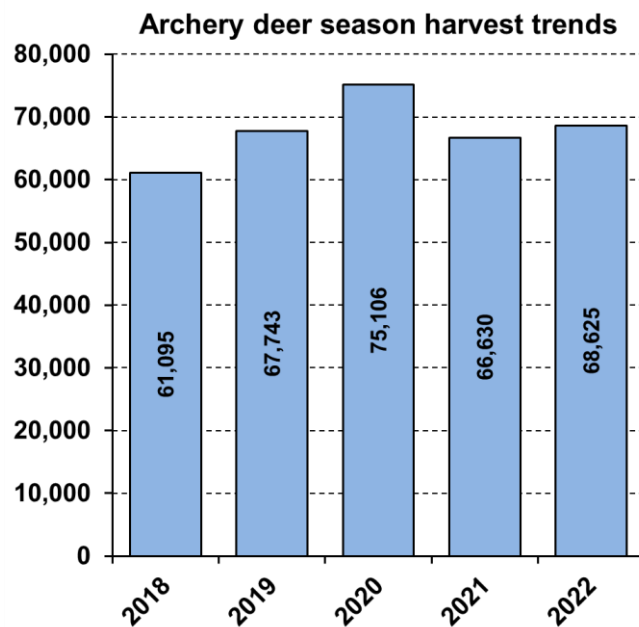
Harvest: 68,625

Harvest Record: 75,106 (2020)

Harvest Sex Ratio: 53.5% male: 46.5% female (46.2% antlered: 53.8% antlerless)

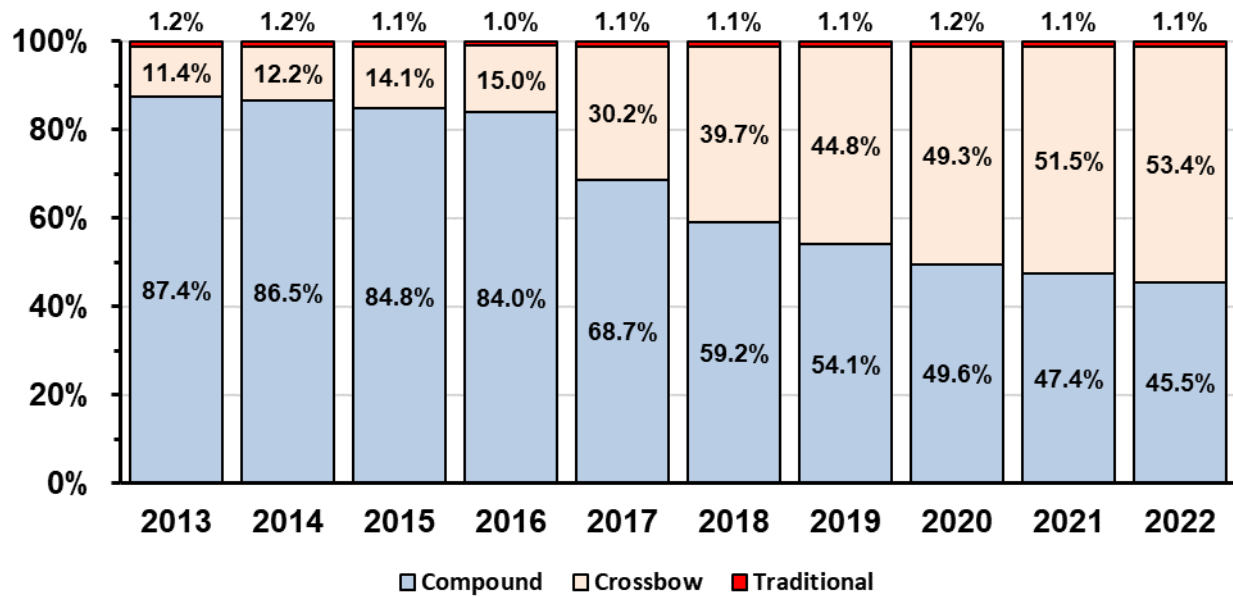
Top 5 Counties: Pike (2,231), Jefferson (1,932), Fulton (1,545), Williamson (1,470) Adams (1,406),

Harvest by Type of Bow: 45.5% compound, 53.4% crossbow, 1.1% traditional bows. Crossbow harvest continued to increase as a result of 2017 legislation that removed restrictions on crossbow use, treating the crossbow just like any other type of bow during hunting seasons (see included chart).



Trends in the number of archery deer season permits issued statewide					
Permit Type	2018	2019	2020	2021	2022
Landowner Property-Only Hunting Permit, Either-Sex	26,020	29,728	30,192	33,124	33,674
Landowner Property-Only Hunting Permit, Antlerless-Only	26,020	29,728	30,192	33,124	33,674
CWD Combination Surveillance Permit	-	-	-	-	42
Single Either-Sex Permit	477	437	512	490	498
Single Antlerless-Only Permit	7,594	8,634	10,196	9,072	9,331
Combination Over-the-Counter Permit (double permit)	138,346	141,764	156,226	151,993	151,388
TOTAL	198,457	210,291	229,936	227,803	228,607

Archery Deer Harvest by Bow Type, 2013-2022

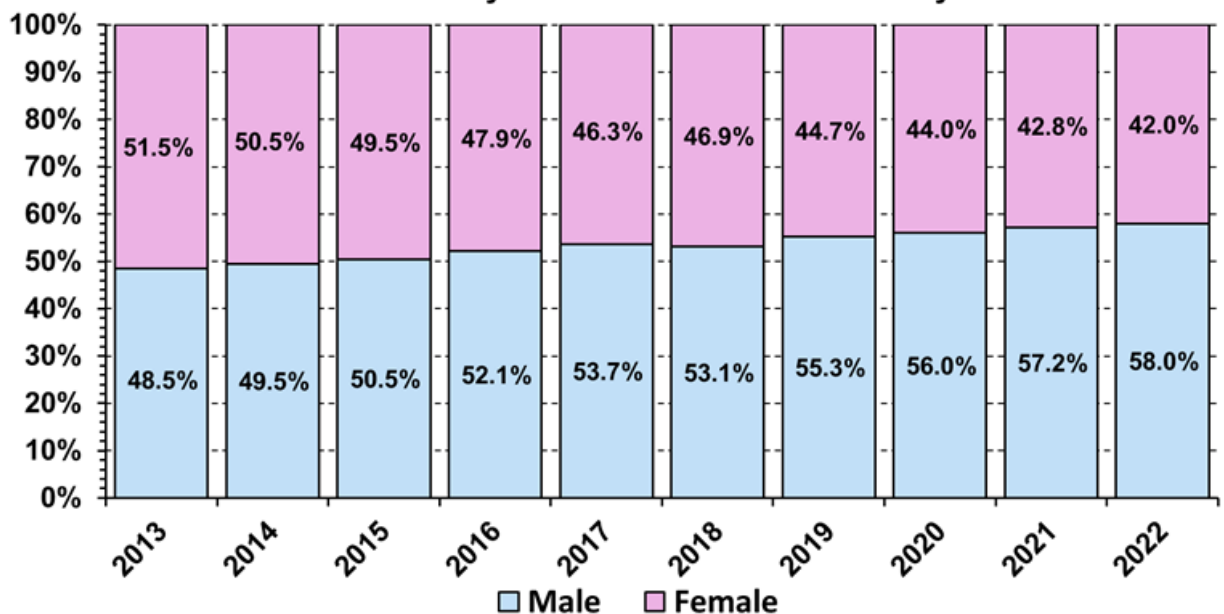


Harvest Results in the 5-County Restricted Archery Zone

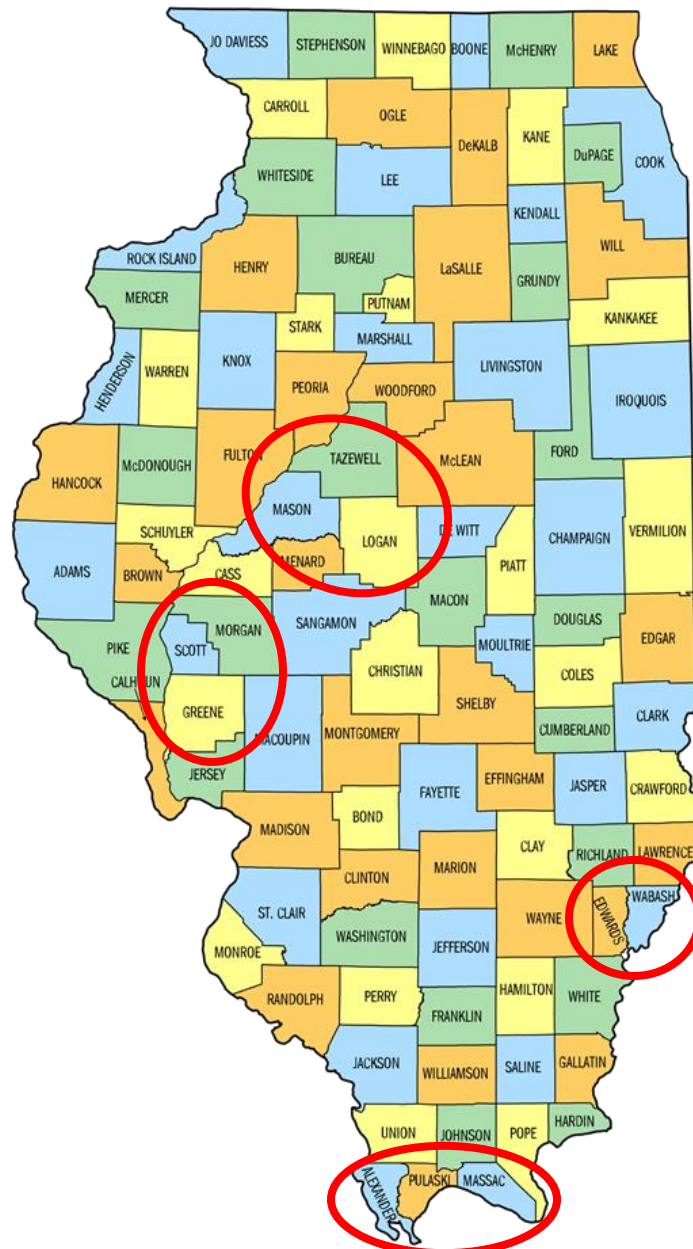
Special Regulations: In order to reduce doe harvest and help grow deer populations to their appropriate county goals, archery hunters in the counties of Champaign, Douglas, Macon, Moultrie, and Piatt were permitted to harvest only antlered deer during the first 15 days of the season (October 1-15). Previous use of this type of regulation was highly successful in east-central Illinois, with no compensatory increase in doe harvest after resumption of unrestricted regulations.

Results: The first 15 days of Illinois' archery season had above average temperatures and little precipitation within the 5-county restricted archery zone. Archery harvest of females in the restricted archery zone was 722 in 2022, down from 738 in 2021, and 877 in 2020. Aside from an increase in 2020, archery doe harvest in the restricted zone has been relatively stable since the institution of the 15-day restriction. However, the percentage of females in the archery harvest has been decreasing (see figure below) suggesting a shift towards a more male-biased archery harvest.

Sex ratio of archery harvest in Restricted Archery Zone



Outlook: The Illinois Department of Natural Resources is currently considering changes to the Restricted Archery Zone. Indices of relative deer abundance in the Restricted Archery Zone are stable to increasing, suggesting that these restrictions are a viable way to protect female deer during the archery season, even if these counties remain below their population goals. To continue population growth in the Restricted Archery Zone, the restriction may increase to a month-long prohibition on antlerless harvest. Additionally, other counties with deer populations below their objective, and in which firearm permit quotas have already been greatly reduced, may be considered for inclusion into the Restricted Archery Zone in coming years. Areas under consideration are circled below. Please check the IDNR website or Hunting and Trapping Digest after July 31 for information on the 2023-2024 season.



2022 Youth Deer Season Results

Length: 3 days

Number of Counties Open: 99 (closed in Cook, DuPage, and Lake)

Special Regulations: Participation limited to youths under the age of 18 (changed from 16 in 2016), and hunters must be accompanied by a responsible supervising adult. One either-sex permit (available OTC) or one special hunt area permit (issued via lottery) allowed per hunter. Unfilled youth permits were also valid during 1st segment of firearm deer season but are not included in harvest numbers for youth season. Due to changes brought about by Illinois Public Act 101-0444, beginning in 2021, youth deer permits became valid statewide and could be used in any open county. Prior to the 2021 youth deer season, permits were county-specific.

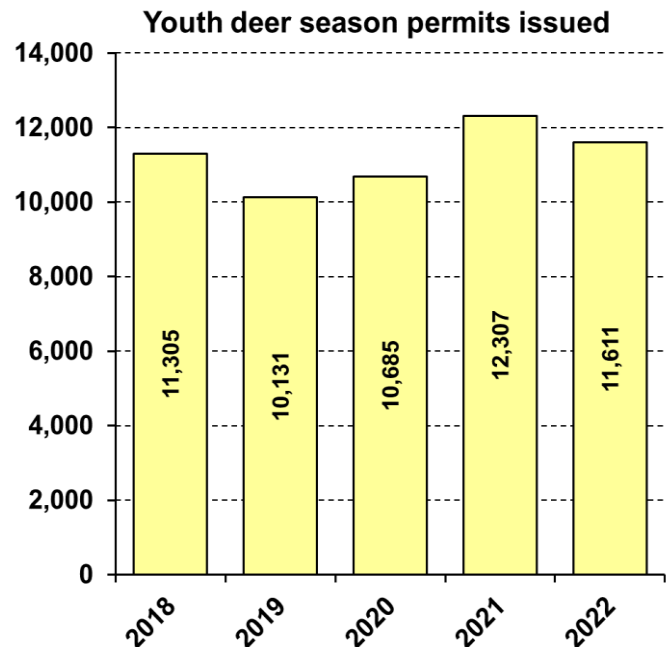
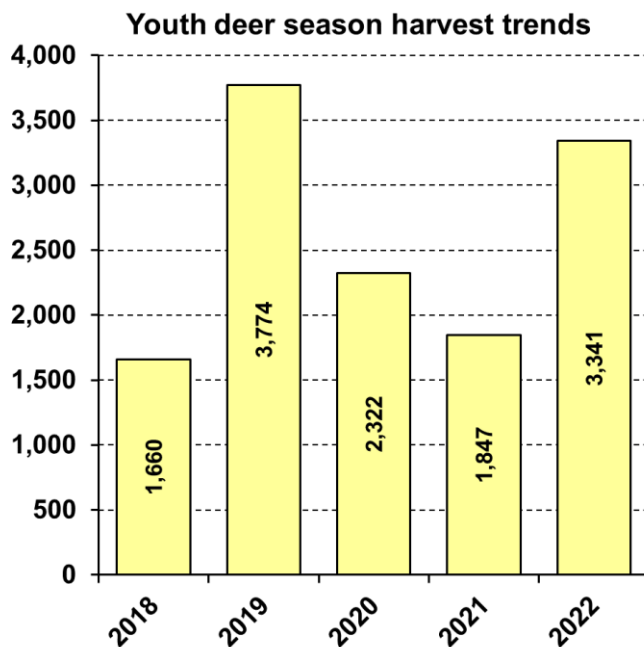
Harvest: 3,341

Record Harvest: 3,774 (2019)

Harvest Sex Ratio: 50.9% male: 49.1% female (41.2% antlered: 58.8% antlerless)

Hunter Success Rate: 28.8% (does not include deer taken during 1st regular firearm season)

Top 5 Counties: Randolph (184), Pike (128), Effingham (99), Fulton (90), Jefferson (89)



2022 Firearm Deer Season Results

Length: 7 days (split; one 3-day [Fri-Sun] + one 4-day [Thu-Sun] segment)

Number of Counties Open: 99 (closed in Cook, DuPage, Lake)

Special Regulations: County-specific (or special hunt area-specific) permits issued via lotteries; unallocated permits subsequently available OTC through end of season. Mandatory check stations were in effect for 15 northern Illinois counties (Boone, Carroll, DeKalb, Grundy, JoDaviess, Kane, Kendall, Kankakee, LaSalle, Livingston, McHenry, Ogle, Stephenson, Winnebago, and Will) for chronic wasting disease (CWD) surveillance; the remaining open counties used automated harvest reporting. Archery equipment remained legal for use during firearm deer season with a valid firearm permit on private land only.

Weather Conditions: Temperatures on opening weekend hovered around 32 degrees for a high throughout the state with limited precipitation. During second season, conditions were favorable with sunny skies for the majority of the weekend and higher temps on Friday.

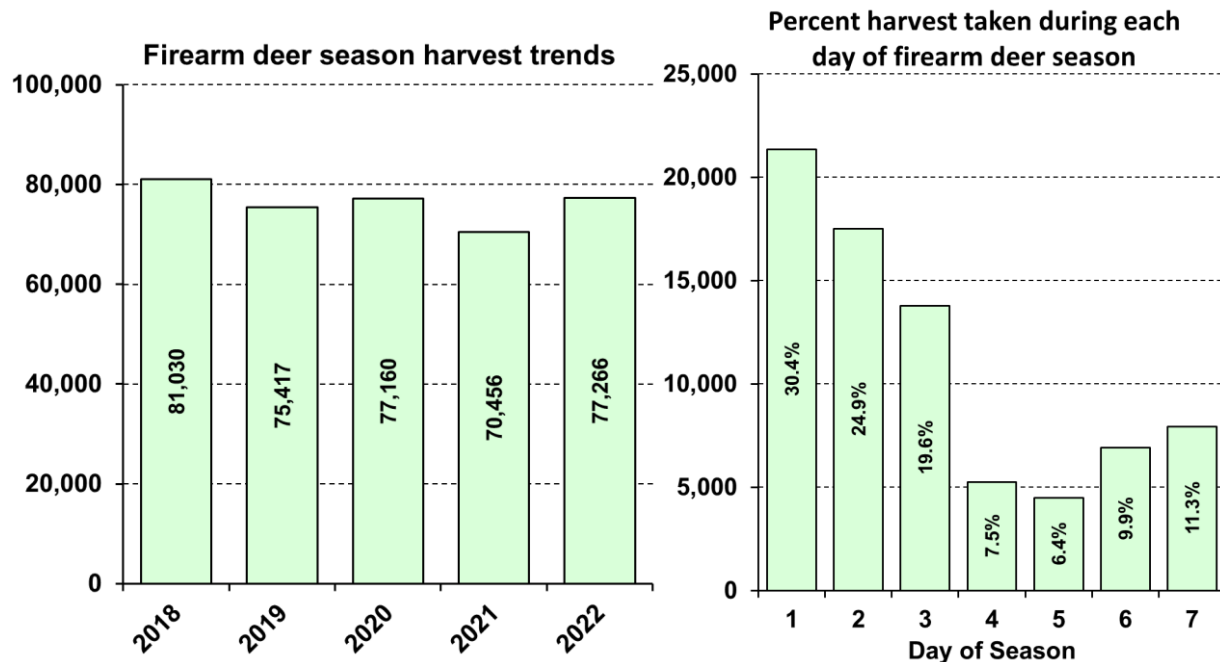
Corn Harvest: Statewide corn harvest was 97% complete in the week going into first season.

Deer Harvest: 77,266

Season Record: 123,792 (2005)

Harvest Sex Ratio: 59.2% male: 40.8% female (50.1% antlered: 49.9% antlerless)

Top 5 Counties: Randolph (2,212), Jackson (2,203), Adams (2,160), Williamson (1,969), Pike (1,853)



Trends in the number of firearm deer season permits issued statewide

Permit Type	2018	2019	2020	2021	2022
Landowner Property-Only Hunting Permit, Either-Sex	29,342	33,530	33,906	35,025	37,416
Landowner Property-Only Hunting Permit, Antlerless-Only	29,342	33,530	33,906	35,025	37,416
CWD Combination Surveillance Permit	-	-	-	-	95
Either-Sex Permit	143,340	141,190	141,947	140,766	138,771
Antlerless-Only Permit	70,248	68,387	68,269	64,795	62,315
TOTAL	272,272	276,637	281,028	275,611	276,013

2022 Muzzleloader Deer Season Results

Length: 3 days

Number of Counties Open: 99 (closed in Cook, DuPage, Lake)

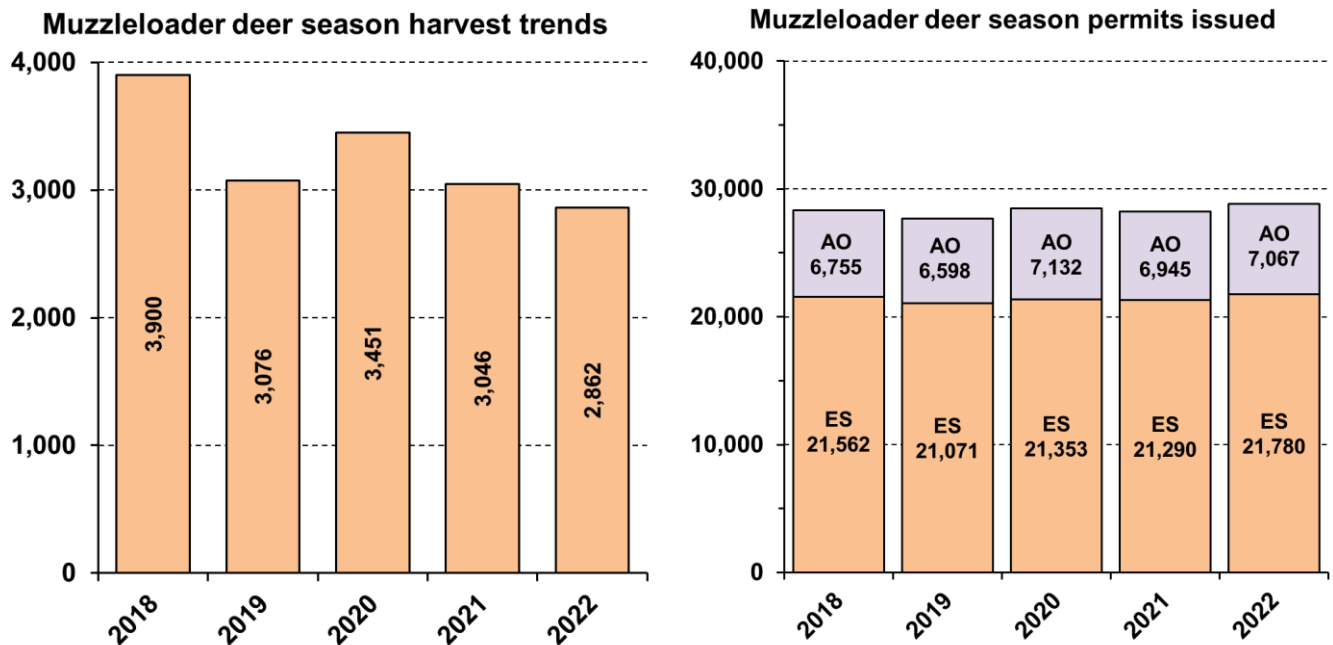
Special Regulations: County-specific (or special hunt area-specific) permits issued via lotteries; unallocated permits subsequently available OTC through end of season. Hunters with muzzleloader permits were also allowed to hunt with a muzzleloader during the 2nd Firearm Deer Season (4 days). Recipients of landowner permits (for their own property only) valid during the Firearm Deer Season could use those unfilled permits during the Muzzleloader Deer Season so long as they used a muzzleloading rifle.

Harvest: 2,862

Season Record: 5,973 (2006)

Harvest Sex Ratio: 44.0% male: 56.0% female (34.7% antlered: 65.3% antlerless)

Top 5 Counties: Pike (121), Adams (109), Hancock (80), Jefferson (76), Jackson (69)



2022-2023 Late-Winter Deer Season Results

Length: 7 days

Number of Counties Open: 23 (Brown, Clay, Coles, Crawford, Effingham, Fulton, Hamilton, Hancock, Henderson, Knox, Macoupin, Madison, Marion, McDonough, Mercer, Monroe, Perry, Putnam, Randolph, Rock Island, Saline, Schuyler, Shelby)

Special Regulations: Legal weapons were shotguns, muzzleloaders, centerfire rifles, or handguns. County-specific resident antlerless-only permits available OTC from license vendors (unlimited availability). Hunters with unfilled permits for the Firearm, Muzzleloader, or Youth deer seasons were allowed to hunt the Late-Winter Deer Season to harvest antlerless deer, so long as the permit was issued for an open county. Persons with an unfilled Muzzleloader Season permit must use a muzzleloading rifle.

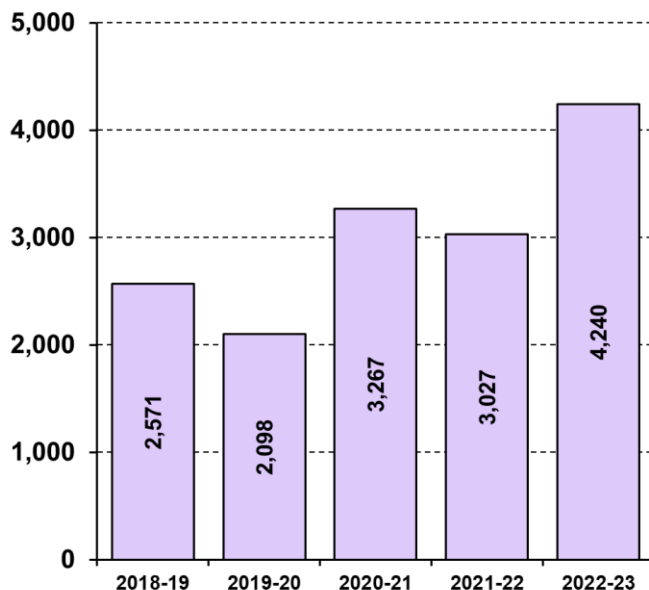
Harvest: 4,240

Season Record: 17,434 (2009-2010)

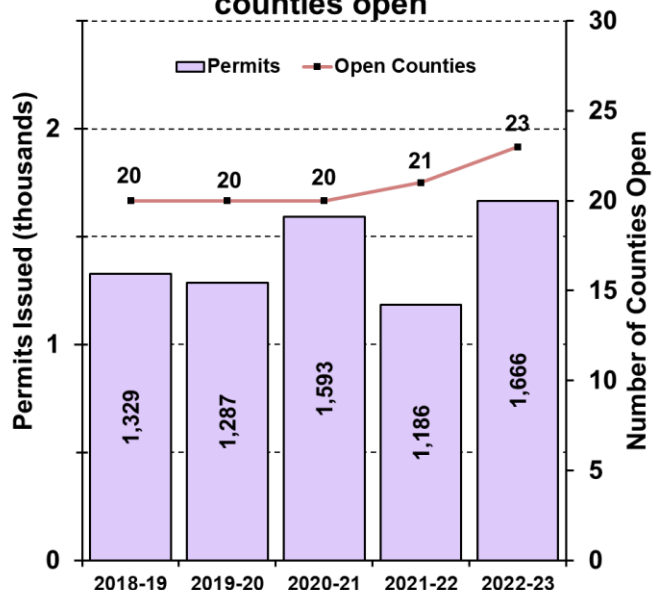
Harvest Sex Ratio: 17.0% male: 83.0% female

Top 5 Counties: Randolph (419), Fulton (341), Marion (326), Perry (326), Brown (266)

Late-Winter deer season harvest trends



Late-Winter season permits issued and counties open



2022-2023 Special CWD Deer Season Results

Length: 7 days (concurrent with Late-Winter Season)

Number of Counties Open: 16 (Boone, Carroll, DeKalb, Grundy, JoDaviess, Kane, Kankakee, Kendall, LaSalle, Lee, Livingston, McHenry, Ogle, Stephenson, Winnebago and Will)

Special Regulations: Legal weapons were shotguns, muzzleloaders, centerfire rifles, or handguns.

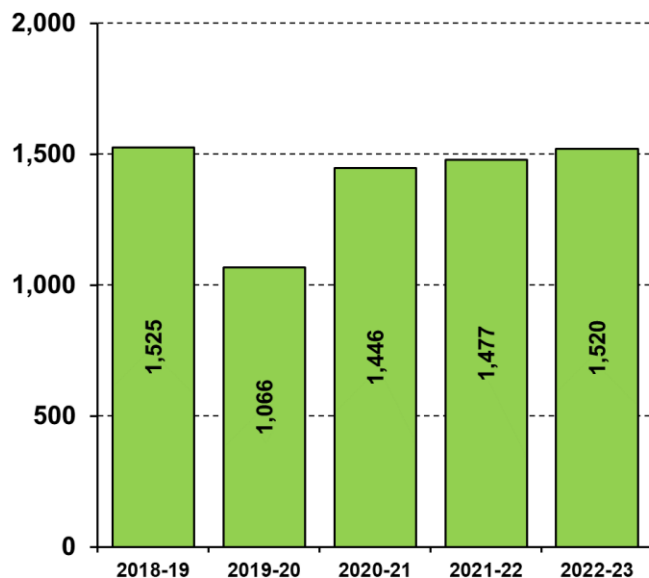
County-specific antlerless-only permits available OTC without limit to residents and nonresidents. Unfilled firearm, muzzleloader, and youth permits valid for open counties may be used during this season as long as the hunter uses only the weapon(s) allowed by that permit, and only harvests the sex of deer allowed by that permit. The limit of 2 antlered deer was waived during this season.

Harvest: 1,520

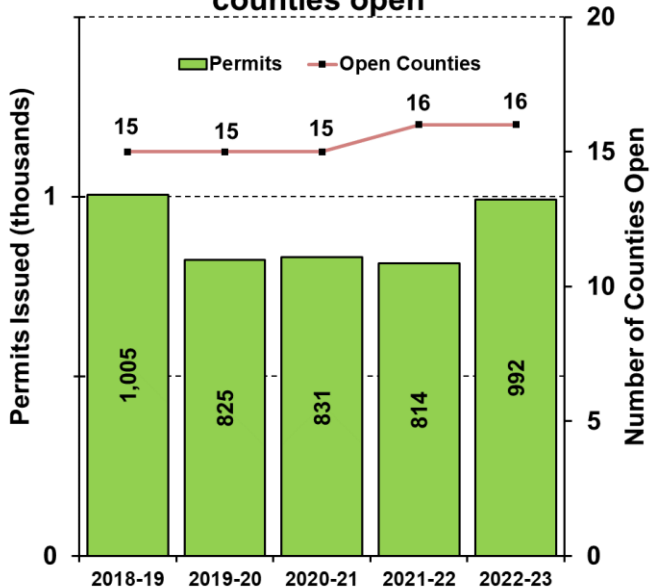
Previous Record: 1,825 (2014-2015)

Harvest Sex Ratio: 38.4% male: 61.6% female (26.1% antlered: 73.9% antlerless)

Special CWD deer season harvest trends



Special CWD season permits issued and counties open



Harvest Age/Sex Summary (All Seasons)

Deer reported via the automated harvest reporting system were placed into age classes based on morphological data reported by the hunter. Age classes were female adult (≥ 1.5 years), female fawn, male adult (≥ 2.5 years), male yearling (1.5 years), and male fawn.

2022 Illinois deer harvest composition by season by sex/age class ¹							
Sex/Age Class	Archery	Youth	Firearm	Muzzleloader	Late-Winter	CWD	All Seasons
Female adult	40.5%	42.2%	34.5%	48.6%	68.9%	52.4%	38.7%
Female fawn	5.9%	6.8%	6.3%	7.3%	14.1%	9.2%	6.4%
Male adult	29.7%	19.0%	32.8%	24.2%	0.8%	13.9%	29.9%
Male yearling	16.5%	22.2%	17.3%	10.5%	1.1%	12.2%	16.5%
Male fawn	7.3%	9.7%	9.1%	9.4%	15.0%	12.3%	8.5%
Total Harvest	68,625	3,341	77,266	2,862	4,240	1,520	157,854

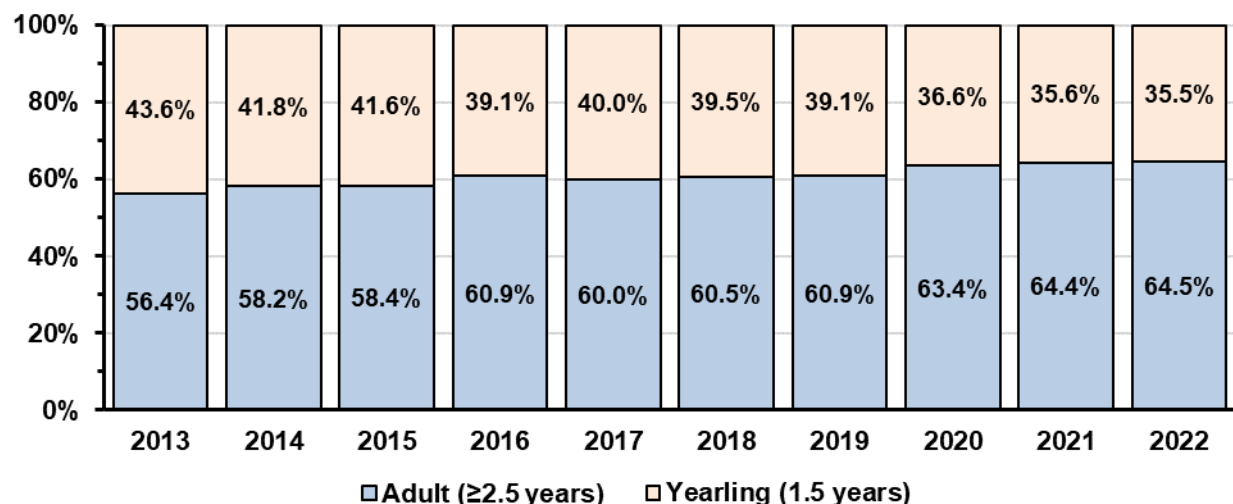
¹ Only harvested deer for which there was complete age/sex information were used in calculating percentages.

Age structure of antlered bucks in the 2022 Illinois deer harvest ¹			
	Archery Season	All Gun Seasons	All Harvest
Male yearling (1.5 years)	35.8%	35.3%	35.5%
Male adult (≥ 2.5 years)	64.2%	64.7%	64.5%

¹ Only harvested deer for which there was complete age/sex information were used in calculating percentages.

Proportion of antlered deer harvest by number of antler points								
	Number of Points							
	Spike	3-4	5-6	7-8	9-10	11-12	13-14	>14
Archery Season	3.6%	6.5%	9.4%	35.7%	31.0%	9.9%	2.8%	1.2%
All Gun Seasons	5.5%	9.1%	11.9%	38.7%	25.6%	6.9%	1.6%	0.7%
All Seasons	4.7%	7.9%	10.8%	37.4%	27.9%	8.2%	2.1%	0.9%

Trend in antlered buck age structure (all seasons), 2013-2022



2022 ILLINOIS COUNTY DEER HARVEST BY SEX FOR EACH SEASON (state sites included in county totals)

County	Youth			Muzzleloader			Late-Winter/CWD			Firearm			Archery			All Seasons		
	M	F	Total	M	F	Total	M	F	Total	M	F	Total	M	F	Total	M	F	Total
Adams	52	36	88	41	68	109	0	0	0	1152	1008	2160	814	592	1406	2059	1704	3763
Alexander	6	7	13	11	12	23	0	0	0	270	109	379	140	104	244	427	232	659
Bond	12	9	21	8	6	14	0	0	0	419	335	754	268	224	492	707	574	1281
Boone	3	2	5	5	2	7	16	12	28	72	34	106	125	52	177	221	102	323
Brown	36	17	53	30	24	54	40	226	266	570	425	995	483	344	827	1159	1036	2195
Bureau	19	13	32	22	29	51	0	0	0	535	375	910	421	385	806	997	802	1799
Calhoun	29	18	47	19	33	52	0	0	0	367	361	728	409	338	747	824	750	1574
Carroll	2	10	12	12	12	24	42	78	120	295	197	492	281	231	512	632	528	1160
Cass	8	13	21	5	20	25	0	0	0	358	321	679	362	319	681	733	673	1406
Champaign	5	3	8	10	11	21	0	0	0	151	66	217	239	138	377	405	218	623
Christian	16	12	28	7	12	19	0	0	0	331	232	563	289	248	537	643	504	1147
Clark	30	14	44	22	30	52	0	0	0	619	465	1084	513	385	898	1184	894	2078
Clay	38	36	74	16	26	42	36	164	200	726	512	1238	340	311	651	1156	1049	2205
Clinton	19	22	41	10	10	20	0	0	0	487	319	806	352	325	677	868	676	1544
Coles	7	9	16	11	18	29	9	42	51	426	270	696	421	328	749	874	667	1541
Cook	0	0	0	0	0	0	0	0	0	0	0	0	99	57	156	99	57	156
Crawford	13	11	24	7	15	22	29	91	120	547	393	940	434	416	850	1030	926	1956
Cumberland	28	28	56	13	14	27	0	0	0	474	349	823	269	247	516	784	638	1422
DeKalb	2	0	2	0	0	0	10	22	32	73	40	113	119	67	186	204	129	333
DeWitt	1	10	11	6	13	19	0	0	0	190	152	342	293	284	577	490	459	949
Douglas	2	4	6	2	2	4	0	0	0	114	63	177	124	94	218	242	163	405
DuPage	0	0	0	0	0	0	0	0	0	0	0	0	23	11	34	23	11	34
Edgar	15	8	23	11	13	24	0	0	0	368	223	591	301	225	526	695	469	1164
Edwards	7	3	10	7	9	16	0	0	0	297	167	464	151	144	295	462	323	785
Effingham	44	55	99	13	21	34	26	102	128	566	399	965	279	333	612	928	910	1838
Fayette	38	35	73	30	25	55	0	0	0	989	737	1726	583	561	1144	1640	1358	2998
Ford	3	0	3	5	2	7	0	0	0	93	34	127	47	20	67	148	56	204
Franklin	16	11	27	29	20	49	0	0	0	802	622	1424	506	671	1177	1353	1324	2677
Fulton	42	48	90	36	29	65	56	285	341	1079	773	1852	886	659	1545	2099	1794	3893
Gallatin	10	5	15	3	3	6	0	0	0	276	174	450	184	142	326	473	324	797
Greene	27	26	53	10	27	37	0	0	0	567	455	1022	450	450	900	1054	958	2012
Grundy	3	1	4	5	6	11	33	47	80	160	110	270	211	160	371	412	324	736
Hamilton	14	24	38	15	13	28	25	153	178	697	388	1085	422	486	908	1173	1064	2237
Hancock	22	35	57	32	48	80	28	169	197	876	841	1717	597	429	1026	1555	1522	3077
Hardin	5	7	12	12	17	29	0	0	0	466	273	739	197	235	432	680	532	1212
Henderson	6	9	15	10	5	15	14	52	66	244	188	432	228	137	365	502	391	893
Henry	8	12	20	4	5	9	0	0	0	292	157	449	284	223	507	588	397	985
Iroquois	14	8	22	11	15	26	0	0	0	277	127	404	322	219	541	624	369	993

2022 ILLINOIS COUNTY DEER HARVEST BY SEX FOR EACH SEASON (state sites included in county totals)

County	Youth			Muzzleloader			Late-Winter/CWD			Firearm			Archery			All Seasons		
	M	F	Total	M	F	Total	M	F	Total	M	F	Total	M	F	Total	M	F	Total
Jackson	26	40	66	27	42	69	0	0	0	1308	895	2203	521	605	1126	1882	1582	3464
Jasper	30	38	68	11	17	28	0	0	0	677	479	1156	392	429	821	1110	963	2073
Jefferson	56	33	89	29	47	76	0	0	0	1124	710	1834	949	983	1932	2158	1773	3931
Jersey	10	14	24	15	8	23	0	0	0	347	301	648	359	274	633	731	597	1328
JoDaviess	27	18	45	13	18	31	111	247	358	747	515	1262	589	364	953	1487	1162	2649
Johnson	13	17	30	19	26	45	0	0	0	744	470	1214	369	488	857	1145	1001	2146
Kane	0	0	0	0	0	0	2	3	5	20	7	27	176	132	308	198	142	340
Kankakee	2	9	11	3	3	6	14	32	46	122	57	179	176	135	311	317	236	553
Kendall	0	0	0	0	3	3	9	8	17	35	29	64	97	72	169	141	112	253
Knox	13	21	34	19	17	36	38	171	209	603	478	1081	530	420	950	1203	1107	2310
Lake	0	0	0	0	0	0	0	0	0	3	0	3	194	92	286	197	92	289
LaSalle	10	6	16	8	14	22	66	120	186	375	268	643	445	325	770	904	733	1637
Lawrence	15	7	22	11	13	24	0	0	0	371	212	583	302	291	593	699	523	1222
Lee	13	16	29	11	11	22	42	76	118	316	177	493	259	207	466	641	487	1128
Livingston	15	4	19	5	4	9	21	31	52	235	128	363	136	105	241	412	272	684
Logan	12	12	24	6	11	17	0	0	0	187	124	311	220	179	399	425	326	751
Macon	8	11	19	10	6	16	0	0	0	157	75	232	243	186	429	418	278	696
Macoupin	33	30	63	21	27	48	39	168	207	959	623	1582	647	525	1172	1699	1373	3072
Madison	16	21	37	11	15	26	15	64	79	445	254	699	552	490	1042	1039	844	1883
Marion	49	33	82	25	27	52	68	258	326	1000	663	1663	619	522	1141	1761	1503	3264
Marshall	13	9	22	11	7	18	0	0	0	338	244	582	206	177	383	568	437	1005
Mason	13	9	22	7	6	13	0	0	0	248	134	382	299	219	518	567	368	935
Massac	12	8	20	8	12	20	0	0	0	261	126	387	188	180	368	469	326	795
McDonough	17	13	30	21	15	36	26	132	158	407	355	762	344	287	631	815	802	1617
McHenry	1	1	2	11	7	18	29	31	60	143	61	204	423	246	669	607	346	953
McLean	13	10	23	14	13	27	0	0	0	310	216	526	314	275	589	651	514	1165
Menard	12	8	20	7	19	26	0	0	0	193	157	350	238	200	438	450	384	834
Mercer	5	13	18	14	17	31	17	91	108	454	326	780	314	218	532	804	665	1469
Monroe	16	13	29	9	14	23	24	83	107	700	441	1141	261	235	496	1010	786	1796
Montgomery	30	31	61	10	16	26	0	0	0	532	346	878	435	426	861	1007	819	1826
Morgan	15	14	29	7	11	18	0	0	0	415	264	679	394	267	661	831	556	1387
Moultrie	11	10	21	3	10	13	0	0	0	143	80	223	261	187	448	418	287	705
Ogle	15	11	26	11	4	15	60	88	148	345	187	532	369	276	645	800	566	1366
Peoria	13	19	32	14	22	36	0	0	0	493	383	876	549	475	1024	1069	899	1968
Perry	29	28	57	22	19	41	58	268	326	783	587	1370	504	448	952	1396	1350	2746
Piatt	2	2	4	4	5	9	0	0	0	87	48	135	129	117	246	222	172	394
Pike	76	52	128	53	68	121	0	0	0	1042	811	1853	1265	966	2231	2436	1897	4333
Pope	18	14	32	19	21	40	0	0	0	929	515	1444	486	526	1012	1452	1076	2528

2022 ILLINOIS COUNTY DEER HARVEST BY SEX FOR EACH SEASON (state sites included in county totals)

County	Youth			Muzzleloader			Late-Winter/CWD			Firearm			Archery			All Seasons		
	M	F	Total	M	F	Total	M	F	Total	M	F	Total	M	F	Total	M	F	Total
Pulaski	5	7	12	4	6	10	0	0	0	223	105	328	120	173	293	352	291	643
Putnam	5	4	9	7	2	9	15	54	69	185	145	330	165	137	302	377	342	719
Randolph	82	102	184	23	35	58	53	366	419	1302	910	2212	593	622	1215	2053	2035	4088
Richland	10	14	24	4	10	14	0	0	0	397	310	707	259	268	527	670	602	1272
Rock Island	3	13	16	14	8	22	19	63	82	357	263	620	346	276	622	739	623	1362
Saline	19	30	49	5	17	22	22	182	204	566	308	874	335	356	691	947	893	1840
Sangamon	18	21	39	8	13	21	0	0	0	323	195	518	452	458	910	801	687	1488
Schuyler	30	32	62	22	40	62	35	193	228	772	581	1353	613	413	1026	1472	1259	2731
Scott	8	6	14	5	12	17	0	0	0	208	131	339	178	150	328	399	299	698
Shelby	24	34	58	17	18	35	30	141	171	735	493	1228	546	512	1058	1352	1198	2550
St. Clair	14	12	26	11	15	26	0	0	0	485	296	781	485	371	856	995	694	1689
Stark	1	1	2	3	0	3	0	0	0	94	78	172	88	54	142	186	133	319
Stephenson	4	2	6	3	6	9	39	47	86	300	217	517	244	169	413	590	441	1031
Tazewell	5	17	22	8	10	18	0	0	0	323	207	530	446	384	830	782	618	1400
Union	21	23	44	24	27	51	0	0	0	736	475	1211	349	557	906	1130	1082	2212
Vermilion	17	6	23	18	18	36	0	0	0	343	231	574	625	530	1155	1003	785	1788
Wabash	4	3	7	4	5	9	0	0	0	132	45	177	135	119	254	275	172	447
Warren	8	3	11	9	6	15	0	0	0	271	188	459	174	105	279	462	302	764
Washington	25	24	49	17	22	39	0	0	0	653	418	1071	350	309	659	1045	773	1818
Wayne	40	43	83	22	36	58	0	0	0	882	639	1521	544	586	1130	1488	1304	2792
White	29	11	40	12	18	30	0	0	0	520	352	872	367	316	683	928	697	1625
Whiteside	13	20	33	9	10	19	0	0	0	330	249	579	299	248	547	651	527	1178
Will	9	5	14	2	7	9	46	43	89	146	58	204	401	301	702	604	414	1018
Williamson	21	20	41	13	24	37	0	0	0	1158	811	1969	690	780	1470	1882	1635	3517
Winnebago	6	0	6	4	6	10	43	52	95	138	87	225	283	153	436	474	298	772
Woodford	20	30	50	13	21	34	0	0	0	341	291	632	418	410	828	792	752	1544
Totals	1702	1639	3341	1260	1602	2862	1305	4455	5760	45743	31523	77266	36725	31900	68625	86735	71119	157854
Proportion	0.51	0.49		0.44	0.56		0.23	0.77		0.59	0.41		0.54	0.46		0.55	0.45	