



SUMMARY OF 2020 ILLINOIS SPRING TURKEY SEASON

Forest Wildlife Program, Illinois Department of Natural Resources



Regular Shotgun/Archery Spring Turkey Season

General Information

Season Dates: Apr. 6 - May 7, 2020 (South); Apr. 13 - May 14, 2019 (North)

Season Structure: 5 consecutive individual season segments comprising a total of 32 days per zone; the lengths of individual segments were 5, 6, 6, 7, and 8 days, respectively. Regular paid permits were valid for the appropriate season segment only, while landowner permits were valid throughout the entire 32 days.

Number of Counties Open: 100 (closed in Cook and DuPage)

Bag Limit: One gobbler (male) or bearded hen per permit

Number of Permits Allowed: 3 (subject to availability)

Permit Availability: County-specific (or special hunt area-specific) permits issued via a series of 3 lotteries, with specific permit quotas set for each county/special hunt area. Resident hunters could apply for their first permit in the first lottery; resident hunters without a permit and nonresident hunters could apply for their first permit in the second lottery; anyone who does not have a permit or has one permit can apply in the third lottery. The remainder of permits were available over-the-counter (OTC) and anyone could purchase their first, second, or third permit during that time.

Harvest Reporting: Mandatory harvest reporting via telephone or internet by 10:00 p.m. on the day of harvest.

Significant Changes: none

Regular Season Results (Excludes Youth Season)

Harvest Total: 14,098 (15,831 including Youth Season)

Record Harvest: 16,057 (2006; 16,569 including Youth Season)

Permit Success Rate: 28.2% (Excludes Landowner Permits)

Harvest Age Structure: 82.1% adult; 17.9% juvenile

Harvest Sex Ratio: 98.7% male; 1.3% female

Average # Days Hunted per Successful Permit (Excludes Landowner Permits): 2.2

Public Land Harvest: 528 (3.3%)

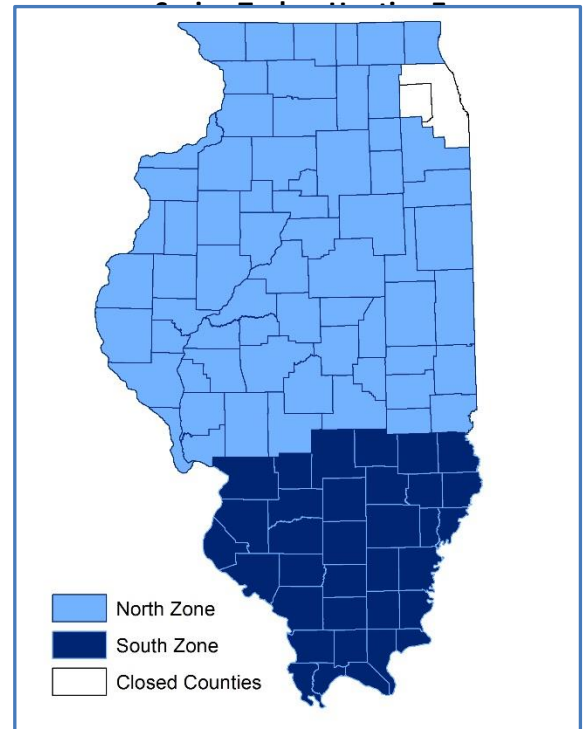
Top 5 Counties: Jefferson (444), Jo Daviess (432), Marion (376), Pike (360), Fulton (342)

Statewide General Weather Conditions:

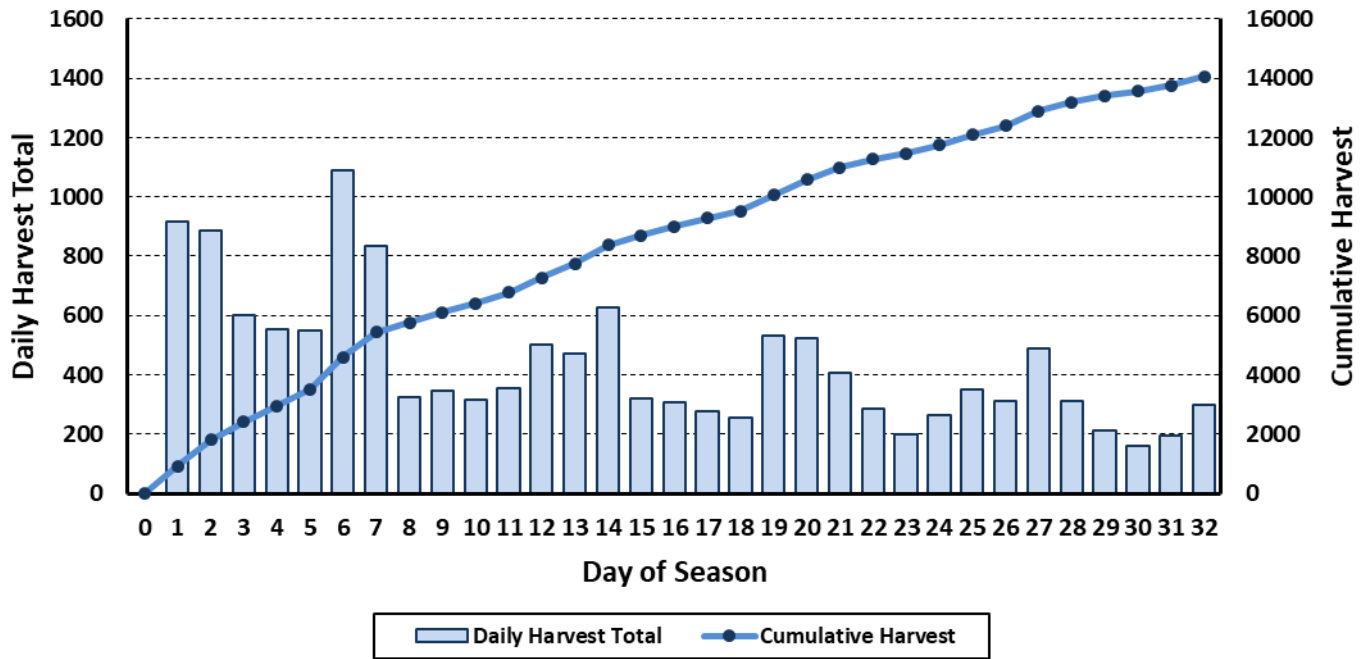
March: Temperature above average; precipitation above average.

April: Temperature near average but 1 week well below; precipitation slightly below average.

May: Temperature below average; precipitation near average



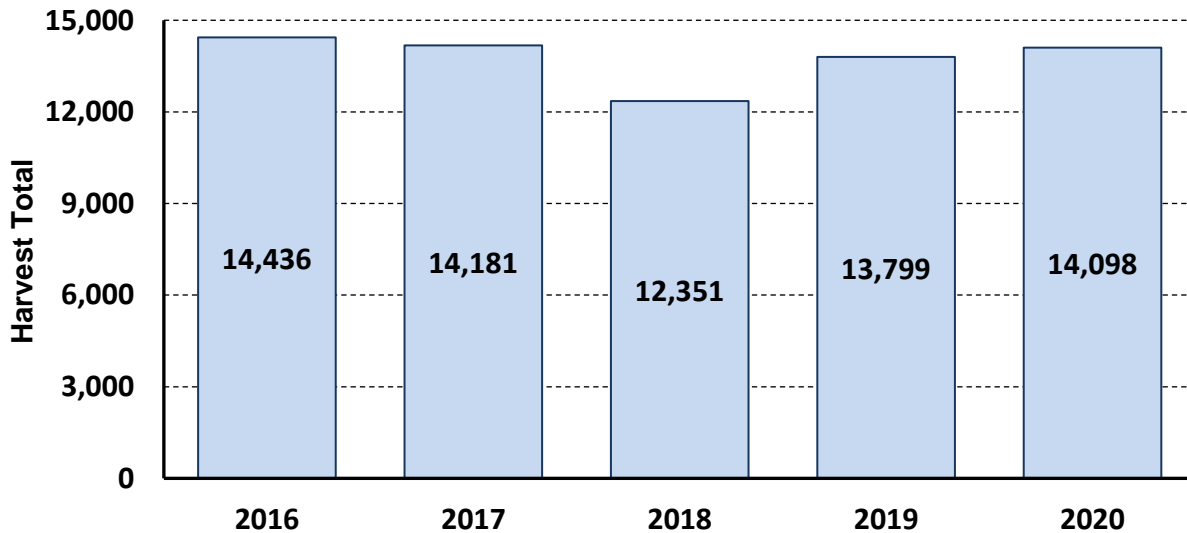
Daily harvest total and cumulative harvest during the 2020 regular spring turkey season



Trends in the number of regular spring turkey season permits issued statewide (no youth)

Permit Type	2016	2017	2018	2019	2020
Landowner Permits (free for residents)	17,697	17,395	14,563	21,889	23,821
Special Hunt Area-specific Permits	2,463	2,466	2,381	2,374	230
County-specific Permits	43,806	43,977	48,568	49,047	49,788
TOTAL	63,966	63,838	65,512	73,310	73,839

Recent trend in regular spring turkey harvest



2020 Youth Turkey Season

General Information

Season Dates: March 28 – 29 & Apr. 4 - 5, 2020 (Statewide)

Season Length: 4 days total

Number of Counties Open: 100 (closed in Cook and DuPage)

Bag Limit: One gobbler (male) or bearded hen per permit

Number of Permits Allowed: 1 (counts towards maximum of 3 allowed in Regular Spring Season)

Special Regulations: Limited to youths under the age of 18, who must be accompanied by a responsible non-hunting supervising adult. One county-specific permit (available over-the-counter) or one special hunt area permit (issued via lottery) allowed per hunter. Mandatory harvest reporting by 3:00 p.m. on day of harvest.

Season Results

Harvest Total: 1,733 (Record)

Permit Success Rate: 31.6%

Harvest Age Structure: 75.5% adult: 24.5% juvenile

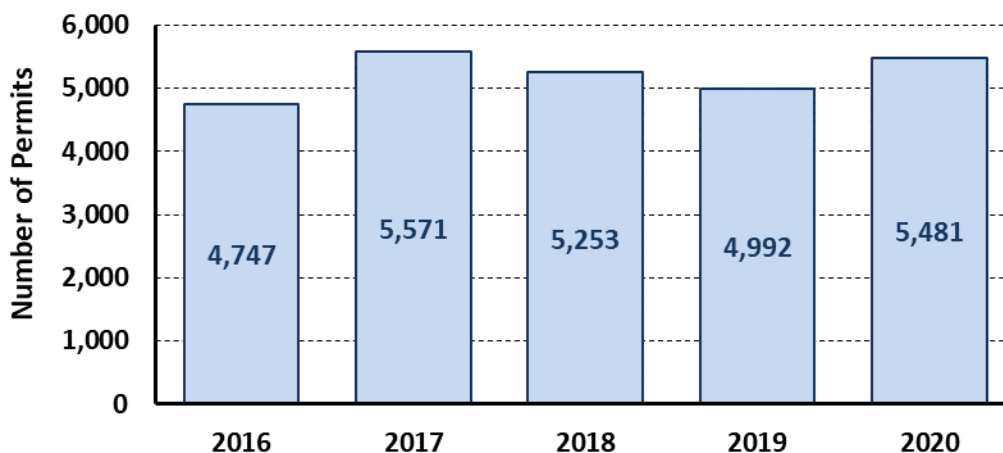
Harvest Sex Ratio: 98.8% male: 1.2% female

Average # Days Hunted per Successful Hunter: 2

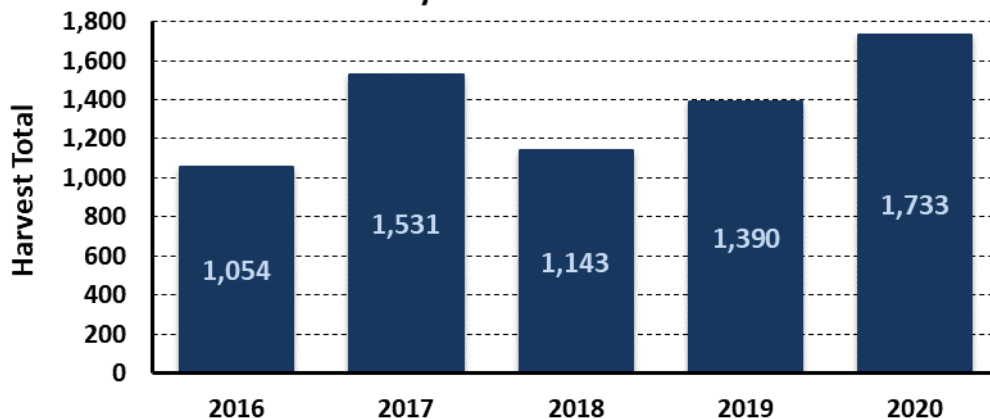
Public Land Harvest: 62 (3.6%)

Top 5 Counties: Jefferson (68), Marion (60), Randolph (51), Fayette (48), Pike(47)

Youth turkey season trend in permits issued



Youth turkey season harvest trend



2020 County Harvest Totals by Season Segment

County	Youth	POH	Regular Season Results*						Total**	Regular Season Success
			1st	2nd	3rd	4th	5th			
ADAMS	32	52	70	60	44	40	27	241	17.2%	
ALEXANDER	17	16	33	13	15	29	19	109	21.8%	
BOND	17	27	28	23	14	24	24	113	26.6%	
BOONE	9	1	13	13	18	15	12	71	40.8%	
BROWN	15	59	43	32	45	28	24	172	21.9%	
BUREAU	15	26	33	30	20	22	23	128	19.8%	
CALHOUN	35	47	46	39	31	24	22	162	19.1%	
CARROLL	6	26	28	34	27	24	8	121	14.9%	
CASS	22	28	42	43	30	23	14	152	23.2%	
CHAMPAIGN	6	4	10	5	2	5	2	24	24.0%	
CHRISTIAN	2	12	5	6	1	6	8	26	11.6%	
CLARK	23	48	37	40	28	27	29	161	32.2%	
CLAY	38	55	37	43	34	29	34	177	28.4%	
CLINTON	18	29	18	14	11	11	17	71	21.8%	
COLES	4	11	6	5	9	8	4	32	16.0%	
CRAWFORD	29	49	34	30	22	20	33	139	29.3%	
CUMBERLAND	4	22	10	15	11	12	2	50	22.2%	
DEKALB	0	0	2	1	2	2	3	10	10.0%	
DEWITT	3	6	8	7	10	10	10	45	25.7%	
DOUGLAS	0	1	1	1	2	2	3	9	14.3%	
EDGAR	7	17	16	23	6	12	8	65	23.6%	
EDWARDS	14	27	11	12	6	11	13	53	23.6%	
EFFINGHAM	26	32	23	20	8	21	19	91	24.3%	
FAYETTE	48	83	34	30	32	28	26	150	28.6%	
FORD	0	4	2	4	4	0	6	16	32.0%	
FRANKLIN	32	45	25	22	25	21	31	124	35.4%	
FULTON	35	73	63	68	43	53	42	269	20.7%	
GALLATIN	24	45	42	26	28	26	29	151	18.3%	
GREENE	10	32	31	28	24	15	12	110	17.6%	
GRUNDY	3	6	11	14	9	9	7	50	22.2%	
HAMILTON	43	46	32	36	28	32	30	158	37.2%	
HANCOCK	35	74	53	56	39	46	26	220	23.4%	
HENDERSON	10	11	18	32	20	15	20	105	19.1%	
HENRY	20	16	10	24	21	9	10	74	31.5%	
IROQUOIS	9	15	18	11	12	12	9	62	31.0%	

2020 County Harvest Totals by Season Segment

County	Youth	POH	Regular Season Results*						Total**	Regular Season Success
			1st	2nd	3rd	4th	5th			
JACKSON	32	57	70	40	36	51	41	238	23.8%	
JASPER	17	30	28	27	16	15	10	96	21.3%	
JEFFERSON	68	81	94	73	61	55	80	363	36.3%	
JERSEY	18	31	45	32	27	25	18	147	19.2%	
JO DAVIESS	28	53	108	99	77	74	21	379	16.5%	
JOHNSON	23	37	48	24	18	25	26	141	17.1%	
KANE	0	0	0	0	1	2	0	3	6.5%	
KANKAKEE	2	5	8	9	6	9	8	40	22.9%	
KENDALL	0	0	3	3	2	4	3	15	15.0%	
KNOX	18	57	42	45	36	38	34	195	23.6%	
LAKE	0	0	0	5	3	3	1	12	15.6%	
LASALLE	7	8	19	19	19	14	15	86	17.3%	
LAWRENCE	15	30	35	23	22	15	23	118	27.5%	
LEE	10	13	9	16	9	18	11	63	19.4%	
LIVINGSTON	5	8	3	5	7	6	5	26	26.0%	
LOGAN	8	4	6	7	7	6	9	35	20.0%	
MACON	5	5	4	6	2	8	5	25	20.0%	
MACOUPIN	40	40	66	60	40	39	29	234	19.2%	
MADISON	23	20	73	52	41	37	39	242	26.2%	
MARION	60	109	80	56	40	48	43	267	32.4%	
MARSHALL	14	25	19	26	12	18	13	88	22.1%	
MASON	7	26	28	31	26	16	15	116	22.5%	
MASSAC	8	11	28	13	17	9	10	77	27.6%	
MCDONOUGH	7	34	28	20	15	15	13	91	21.4%	
MCHENRY	9	3	15	27	16	16	15	89	32.4%	
MCLEAN	7	9	9	12	7	8	12	48	21.5%	
MENARD	15	28	11	15	16	15	7	64	21.3%	
MERCER	31	17	35	42	36	35	29	177	32.2%	
MONROE	25	30	28	34	21	17	12	112	19.9%	
MONTGOMERY	20	40	25	23	22	29	31	130	27.4%	
MORGAN	15	11	41	25	24	26	15	131	19.7%	
MOULTRIE	6	4	6	7	5	8	8	34	34.0%	
OGLE	10	5	22	37	20	24	27	130	24.8%	
PEORIA	14	20	27	27	20	14	13	101	16.2%	
PERRY	24	48	51	43	23	26	26	169	28.2%	

2020 County Harvest Totals by Season Segment

County	Youth	POH	Regular Season Results*					Total**	Regular Season Success
			1st	2nd	3rd	4th	5th		
PIATT	0	0	1	1	2	1	0	5	6.7%
PIKE	47	73	82	68	51	56	30	287	20.8%
POPE	20	24	66	45	38	34	52	235	13.8%
PULASKI	18	22	16	18	12	18	16	80	28.3%
RANDOLPH	51	93	61	54	36	41	42	234	24.0%
RICHLAND	21	22	25	20	23	15	22	105	32.3%
ROCK ISLAND	15	20	40	42	38	31	29	180	28.8%
SALINE	24	27	22	10	14	8	18	72	19.3%
SANGAMON	16	8	20	20	19	12	19	90	22.4%
SCHUYLER	16	54	42	40	38	30	29	179	16.9%
SCOTT	6	12	19	15	19	16	6	75	20.3%
SHELBY	24	33	18	19	16	15	22	90	32.8%
ST CLAIR	22	14	19	24	32	20	21	116	23.2%
STARK	1	3	2	4	3	3	2	14	18.7%
STEPHENSON	18	15	25	37	29	44	23	158	28.7%
TAZEWELL	9	13	10	14	9	11	7	51	22.7%
UNION	40	46	57	45	41	44	39	226	23.8%
VERMILION	5	14	23	22	18	18	17	98	19.7%
WABASH	6	7	9	13	9	6	5	42	24.0%
WARREN	7	11	11	11	10	8	4	44	25.1%
WASHINGTON	14	37	30	37	18	15	23	123	25.9%
WAYNE	35	73	65	58	37	55	47	262	36.1%
WHITE	29	25	32	18	23	31	30	134	38.3%
WHITESIDE	10	19	25	24	17	13	13	92	19.4%
WILL	6	2	8	8	7	6	4	33	14.8%
WILLIAMSON	38	36	48	47	41	41	40	217	31.0%
WINNEBAGO	17	9	32	36	28	31	16	143	29.2%
WOODFORD	16	15	9	13	11	10	6	49	17.8%
TOTAL**	1733	2671	2824	2606	2070	2072	1855	11427	23.0%

*Property Only Hunting Permits (POH; Landowner Tags) and Youth Permits not included

**Does not include harvest records for which information is unknown due to reporting error

2020 Spring Turkey Harvest on Illinois Public Land

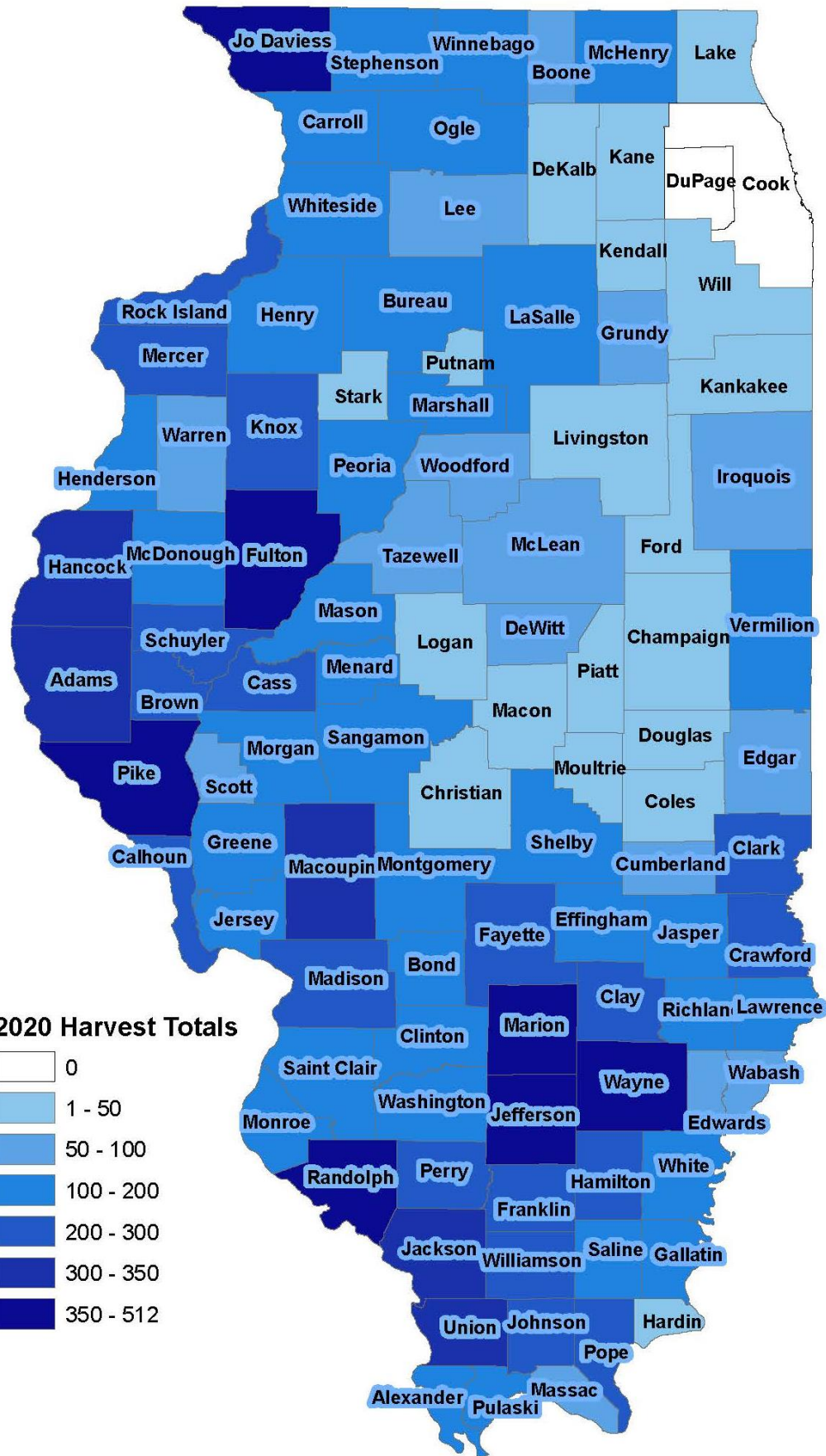
Due to the COVID-19 Pandemic, all State-owned public land was closed to spring turkey hunting

Site Name*	Location County/COUNTIES	Harvest Total**	Success Rate***
Crab Orchard NWR	WILLIAMSON	47	60.0%
Crab Orchard NWR Open Hunting Area	JACKSON/UNION/WILLIAMSON	32	
Cypress Creek NWR	ALEXANDER/JOHNSON/PULASKI/ UNION	10	
Great River NWR	Adams	3	
Chouteau, Gabaret, and Mosenthein Islands	MADISON	10	
Lake Shelbyville Project-Moultrie	MOULTRIE	16	32.0%
Lake Shelbyville Project-Shelby	SHELBY	14	23.3%
Mark Twain NWR Wilkinson Island	JACKSON	1	
Midewin National Tallgrass Prairie	WILL	6	15.0%
Mississippi River Pool 21	ADAMS	1	
Oakwood Bottoms	JACKSON	7	
Rend Lake (Corps of Engineers)	FRANKLIN/JEFFERSON	29	
Shawnee National Forest	ALEXANDER/GALLATIN/JACKSON /JOHNSON/MASSAC/POPE/ SALINE/UNION	413	
Total**		589	

*Sites with no harvest reported not included

**Includes Youth Harvest

***Only listed for SHAs; success rate cannot be calculated on sites open to county tags



Harvest Totals across all season segments and permit types