



WHITE-TAILED DEER SUMMARY 2023-2024: ADAMS COUNTY

Forest Wildlife Program, Illinois Department of Natural Resources



County Size: 873 square miles

Year Opened to Deer Hunting: 1957

Record Harvest: 5,012 (2005)

Average Harvest (previous 10 years): 3756

Total 2023-2024 Harvest (all seasons): 3,765

Permits issued/quota 2023-2024 (excludes landowner; archery and youth are statewide):

Firearm: 5300/5300 **Muzzle:** 589/595

Chronic Wasting Disease Detected: No

Check Station Location: N/A

Late Winter/CWD Season in 2024-2025: No. Deer Vehicle Accident (DVA) rates (accidents per billion miles driven) are used as an index of deer population size. Counties are closed to Late Winter/CWD season if DVA rates remain below goal, unless other factors (excessive crop damage and/or disease issues) are present.

Last year in Late Winter/CWD: 2014

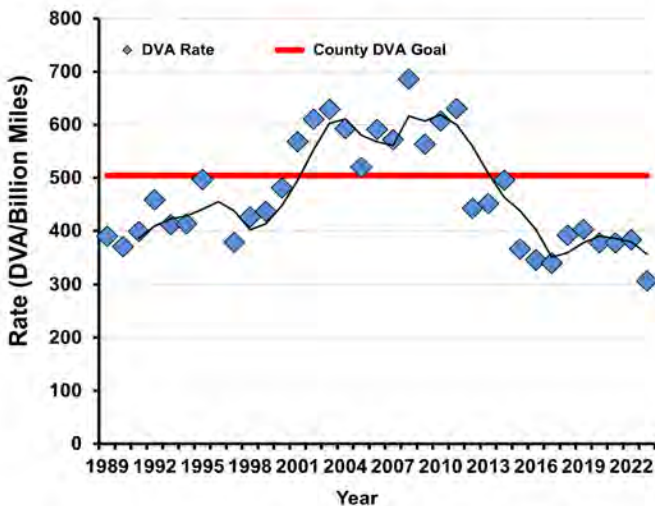
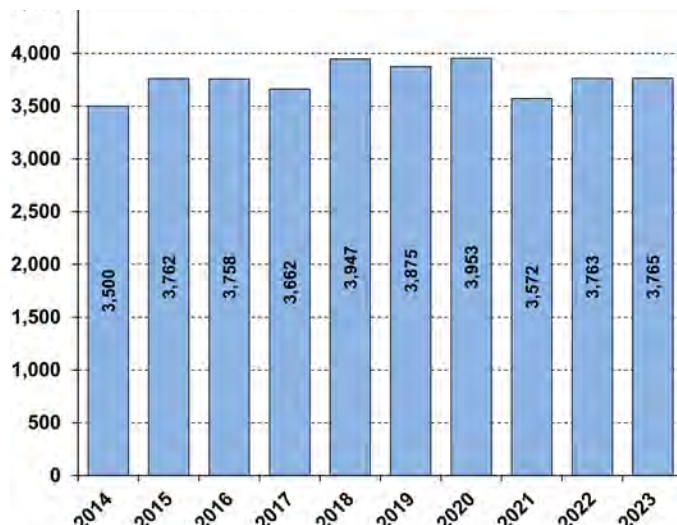
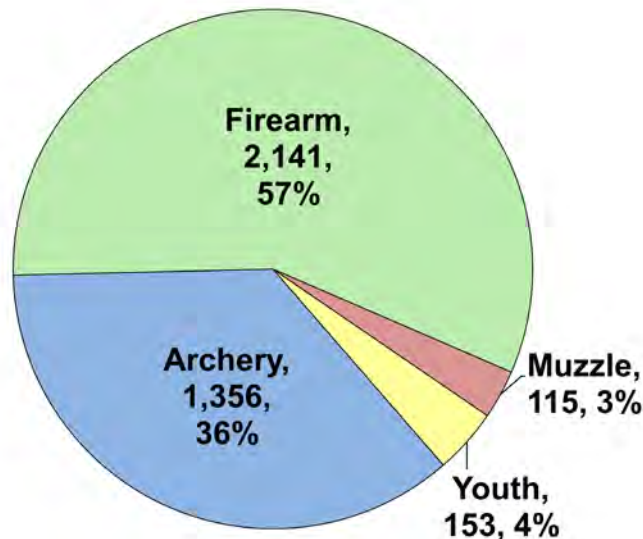
Recent Archery Harvest by Bow Type

Type	2019	2020	2021	2022	2023
Compound	808	796	754	685	641
Crossbow	667	723	656	702	690
Traditional	18	23	18	19	25
Total	1493	1542	1428	1406	1356

Age/Sex Composition of Recent Harvest (%)

	2019	2020	2021	2022	2023
M - Adult	28.0	28.4	30.7	32.5	32.5
M - Yearling	15.1	14.7	15.3	14.6	16.1
M - Fawn	9.5	8.7	9.0	7.6	8.3
F - Adult	38.9	40.9	37.6	38.9	36.5
F - Fawn	8.5	7.3	7.4	6.4	6.7

M - Adult = 2.5 and older; F - Adult = 1.5 and older





WHITE-TAILED DEER SUMMARY 2023-2024: ALEXANDER COUNTY

Forest Wildlife Program, Illinois Department of Natural Resources



County Size: 253 square miles

Year Opened to Deer Hunting: 1957

Record Harvest: 896 (2009)

Average Harvest (previous 10 years): 674

Total 2023-2024 Harvest (all seasons): 538

Permits issued/quota 2023-2024 (excludes landowner; archery and youth are statewide):

Firearm: 800/800 **Muzzle:** 173/200

Chronic Wasting Disease Detected: No

Check Station Location: N/A

Late Winter/CWD Season in 2024-2025: No. Deer Vehicle Accident (DVA) rates (accidents per billion miles driven) are used as an index of deer population size. Counties are closed to Late Winter/CWD season if DVA rates remain below goal, unless other factors (excessive crop damage and/or disease issues) are present.

Last year in Late Winter/CWD: Never

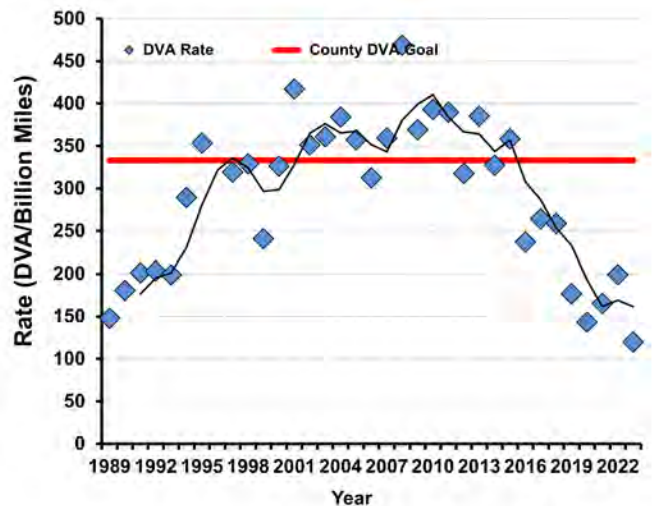
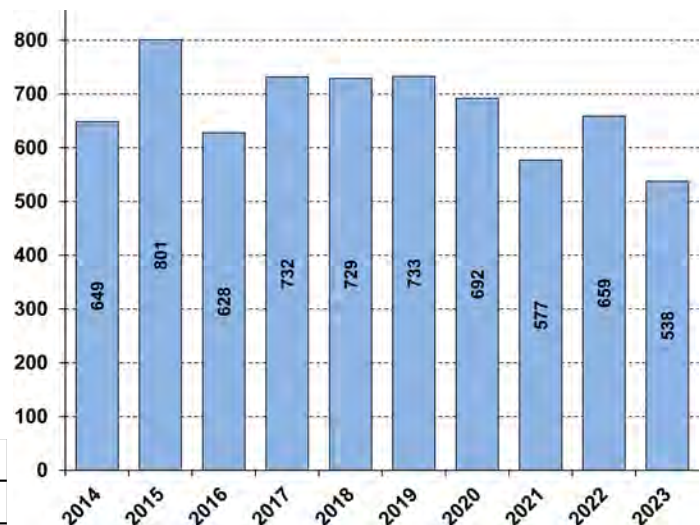
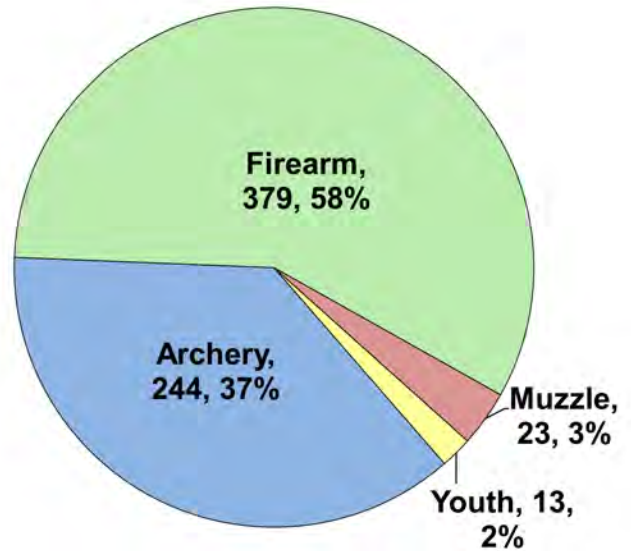
Recent Archery Harvest by Bow Type

Type	2019	2020	2021	2022	2023
Compound	127	128	86	109	86
Crossbow	104	92	99	133	116
Traditional	1	3	4	2	2
Total	232	223	189	244	204

Age/Sex Composition of Recent Harvest (%)

	2019	2020	2021	2022	2023
M - Adult	28.8	31.8	33.3	33.8	36.8
M - Yearling	22.6	24.3	23.7	23.7	23.6
M - Fawn	8.0	6.1	7.5	7.3	5.6
F - Adult	34.1	32.9	30.5	31.4	28.4
F - Fawn	6.4	4.9	5.0	3.8	5.6

M - Adult = 2.5 and older; F - Adult = 1.5 and older





WHITE-TAILED DEER SUMMARY 2023-2024: BOND COUNTY

Forest Wildlife Program, Illinois Department of Natural Resources



County Size: 383 square miles

Year Opened to Deer Hunting: 1966

Record Harvest: 1,666 (2007)

Average Harvest (previous 10 years): 1,131

Total 2023-2024 Harvest (all seasons): 1,366

Permits issued/quota 2023-2024 (excludes landowner; archery and youth are statewide):

Firearm: 2100/2100 **Muzzle:** 212/235

Chronic Wasting Disease Detected: No

Check Station Location: N/A

Late Winter/CWD Season in 2024-2025: No. Deer Vehicle Accident (DVA) rates (accidents per billion miles driven) are used as an index of deer population size. Counties are closed to Late Winter/CWD season if DVA rates remain below goal, unless other factors (excessive crop damage and/or disease issues) are present.

Last year in Late Winter/CWD: 2014

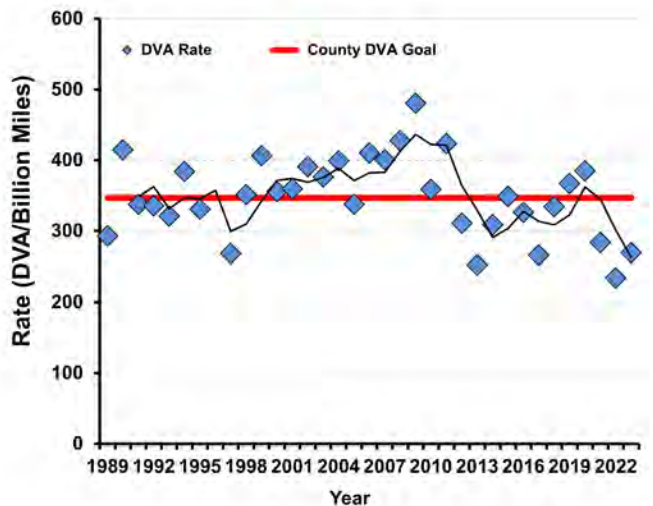
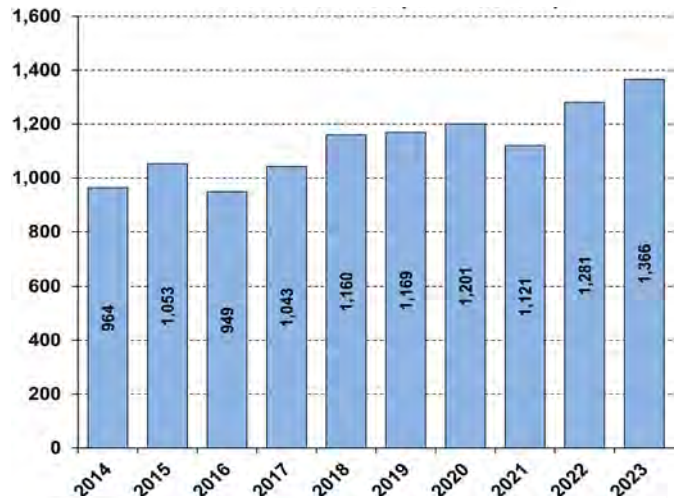
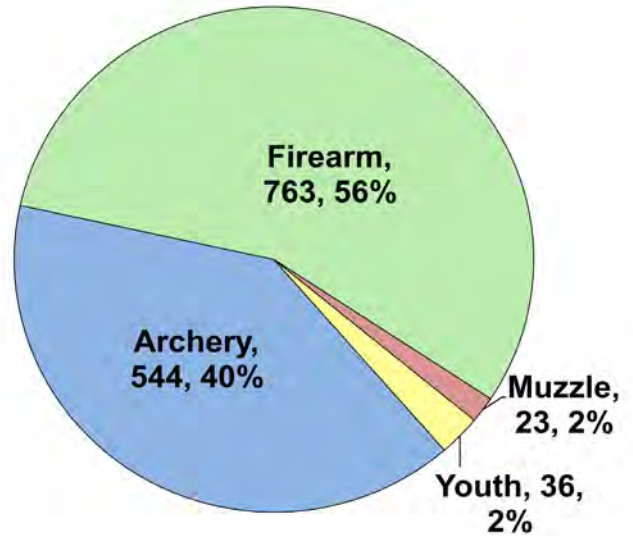
Recent Archery Harvest by Bow Type

Type	2019	2020	2021	2022	2023
Compound	231	257	181	214	222
Crossbow	181	233	257	275	321
Traditional	8	4	1	3	1
Total	420	494	439	492	544

Age/Sex Composition of Recent Harvest (%)

	2019	2020	2021	2022	2023
M - Adult	21.8	25.7	29.6	22.9	29.7
M - Yearling	23.3	21.1	21.4	23.0	21.5
M - Fawn	9.7	10.1	10.1	9.4	7.2
F - Adult	38.5	38.0	32.6	38.4	34.9
F - Fawn	6.8	5.2	6.3	6.4	6.6

M - Adult = 2.5 and older; F - Adult = 1.5 and older





WHITE-TAILED DEER SUMMARY 2023-2024: BOONE COUNTY

Forest Wildlife Program, Illinois Department of Natural Resources



County Size: 282 square miles

Year Opened to Deer Hunting: 1960

Record Harvest: 634 (1995)

Average Harvest (previous 10 years): 310

Total 2023-2024 Harvest (all seasons): 340

Permits issued/quota 2023-2024 (excludes landowner; archery and youth are statewide):

Firearm: 626/1350 **Muzzle:** 65/300

CWD: 23

Chronic Wasting Disease Detected: Yes

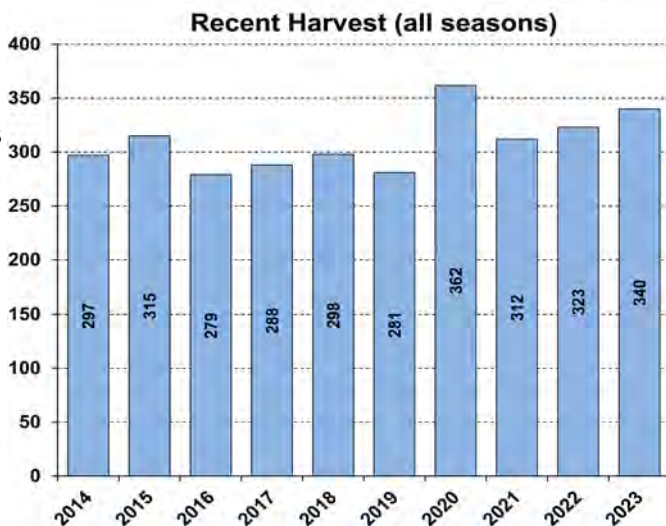
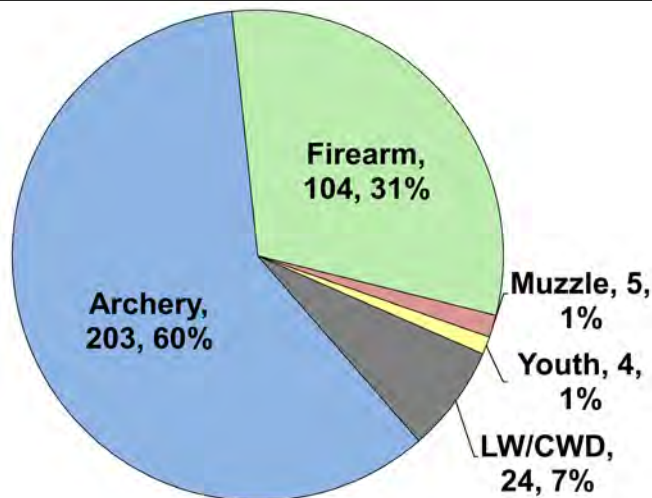
Check Station Location: Boone Co. Fairgrounds

CWD Season in 2024-2025: Yes. CWD has and continues to be detected in this county. CWD season allows for extra hunter harvest to reduce deer density and disease transmission.

Number tested for CWD in 2023-24: 162

CWD positive deer in 2023-24: 21

IDNR sharpshooting: 83 deer were removed via sharpshooting which is used to supplement hunter harvest, allows localized deer reductions in known CWD positive areas to reduce transmission rates and environmental contamination.



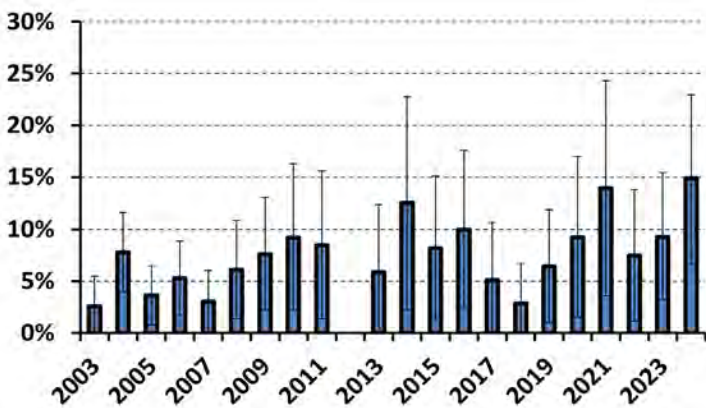
Recent Archery Harvest by Bow Type

Type	2019	2020	2021	2022	2023
Compound	85	88	88	78	95
Crossbow	60	93	87	99	105
Traditional	0	1	1	0	3
Total	145	182	176	177	203

Age/Sex Composition of Recent Harvest (%)

	2019	2020	2021	2022	2023
M - Adult	35.9	24.6	33.3	33.4	37.1
M - Yearling	26.7	24.9	24.0	26.6	26.2
M - Fawn	5.3	9.4	9.3	8.4	8.5
F - Adult	26.7	34.0	25.6	27.2	23.8
F - Fawn	5.3	7.2	7.7	4.3	4.4

M - Adult = 2.5 and older; F - Adult = 1.5 and older





WHITE-TAILED DEER SUMMARY 2023-2024: BROWN COUNTY

Forest Wildlife Program, Illinois Department of Natural Resources



County Size: 308 square miles

Year Opened to Deer Hunting: 1959

Record Harvest: 5,012 (2005)

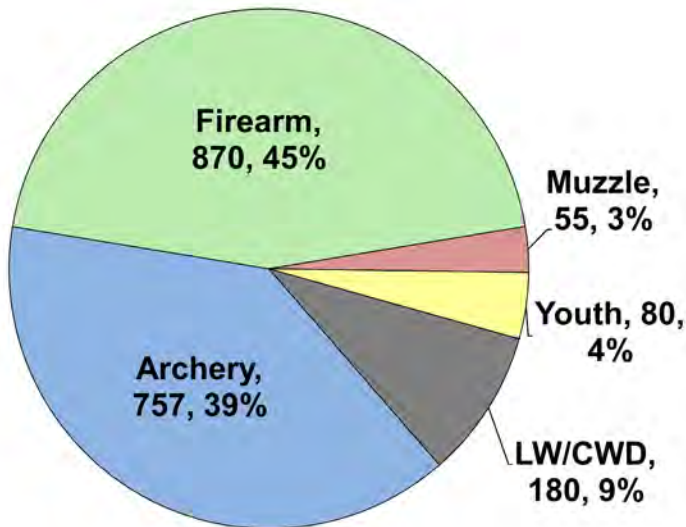
Average Harvest (previous 10 years): 2,140

Total 2023-2024 Harvest (all seasons): 1,942

Permits issued/quota 2023-2024 (excludes landowner; archery and youth are statewide):

Firearm: 2695/2700 **Muzzle:** 457/500

Late Winter: 122



Chronic Wasting Disease Detected: No

Check Station Location: N/A

Late Winter Season in 2024-2025: Yes. Deer Vehicle Accident (DVA) rates (accidents per billion miles driven) are used as an index of deer population size. Counties remain or are added to Late Winter season if DVA rates are above goal, or other factors (excessive crop damage and/or disease issues) are present.

Last year in Late Winter: 2003 - Present

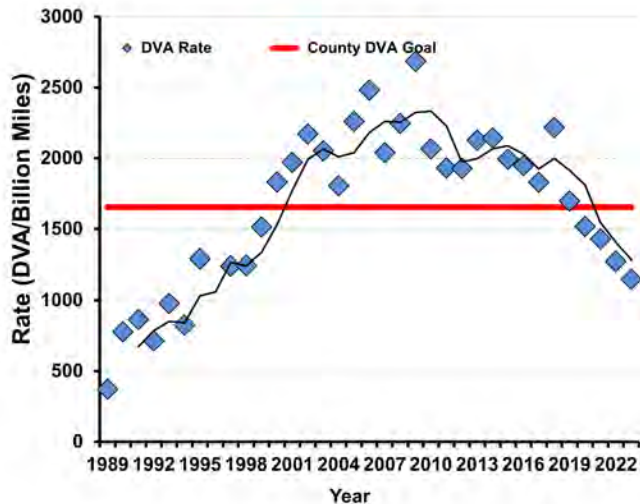
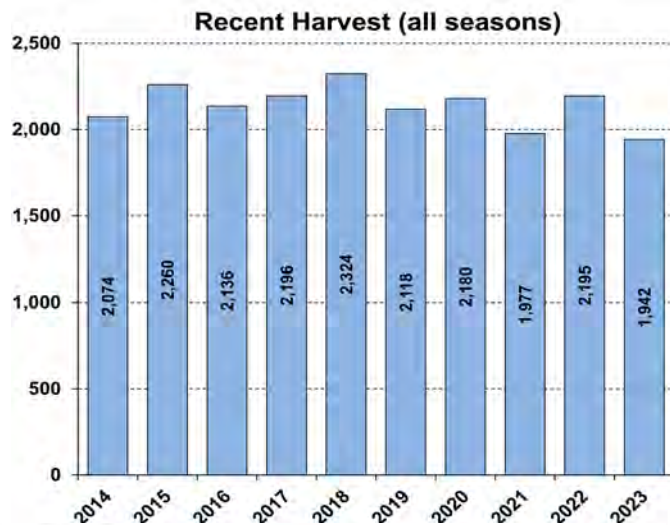
Recent Archery Harvest by Bow Type

Type	2019	2020	2021	2022	2023
Compound	503	451	445	407	372
Crossbow	362	399	402	412	372
Traditional	11	13	15	8	13
Total	876	863	862	827	757

Age/Sex Composition of Recent Harvest (%)

	2019	2020	2021	2022	2023
M - Adult	32.5	33.7	34.9	34.0	37.0
M - Yearling	12.8	11.4	10.7	11.0	10.7
M - Fawn	8.5	8.6	8.1	7.8	8.1
F - Adult	38.0	39.7	38.7	40.5	37.5
F - Fawn	8.2	6.7	7.5	6.7	6.7

M - Adult = 2.5 and older; F - Adult = 1.5 and older





WHITE-TAILED DEER SUMMARY 2023-2024: BUREAU COUNTY

Forest Wildlife Program, Illinois Department of Natural Resources



County Size: 874 square miles

Year Opened to Deer Hunting: 1961

Record Harvest: 2,873 (2007)

Average Harvest (previous 10 years): 1,794

Total 2023-2024 Harvest (all seasons): 1,915

Permits issued/quota 2023-2024 (excludes landowner; archery and youth are statewide):

Firearm: 3000/3000 **Muzzle:** 481/500

Chronic Wasting Disease Detected: Yes

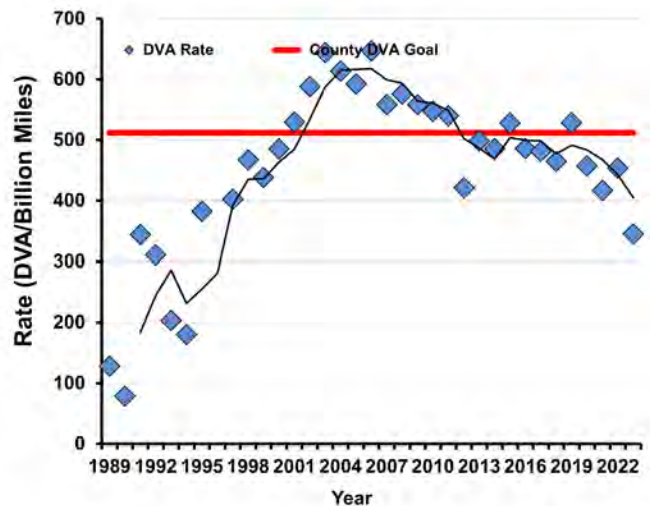
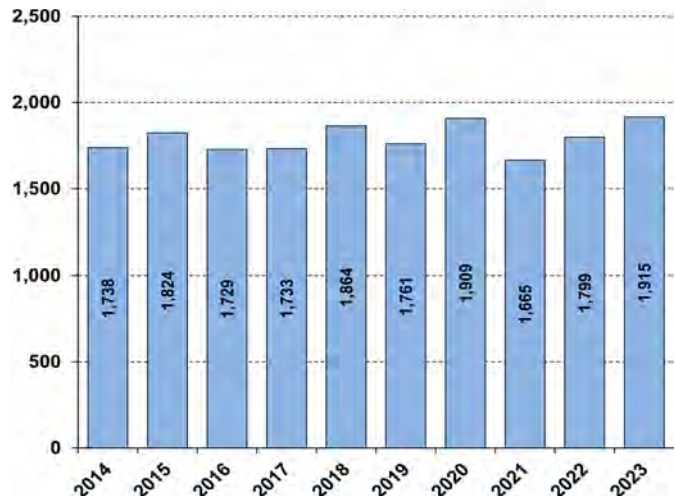
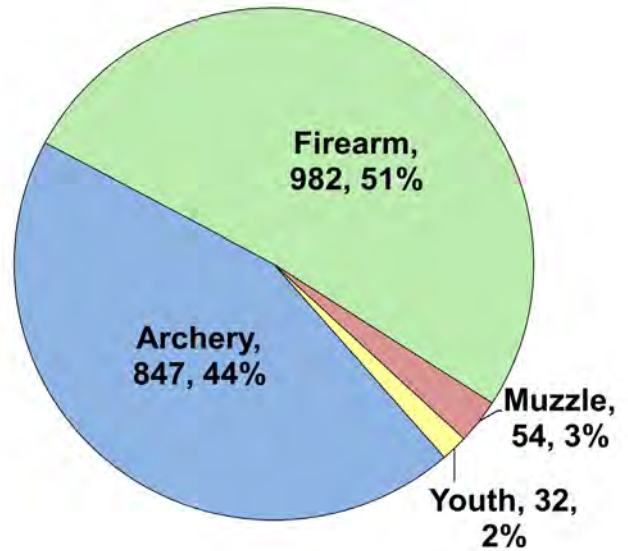
Check Station Location: N/A

Late Winter/CWD Season in 2024-2025: Yes. CWD was detected in this county in 2023. CWD season allows for extra hunter harvest to reduce deer density and disease transmission.

Last year in Late Winter/CWD: 2014

Number tested for CWD in 2023-24:

CWD positive deer in 2023-24: 1



Recent Archery Harvest by Bow Type

Type	2019	2020	2021	2022	2023
Compound	398	429	322	330	374
Crossbow	312	391	380	466	462
Traditional	10	12	9	10	11
Total	720	832	711	806	847

Age/Sex Composition of Recent Harvest (%)

	2019	2020	2021	2022	2023
M - Adult	25.8	24.6	27.4	30.4	32.4
M - Yearling	19.8	20.4	19.5	17.5	18.2
M - Fawn	9.6	9.6	9.1	7.6	6.6
F - Adult	38.3	39.5	37.7	38.4	37.4
F - Fawn	6.5	5.8	6.2	6.2	5.4

M - Adult = 2.5 and older; F - Adult = 1.5 and older



WHITE-TAILED DEER SUMMARY 2023-2024: CALHOUN COUNTY

Forest Wildlife Program, Illinois Department of Natural Resources



County Size: 284 square miles

Year Opened to Deer Hunting: 1957

Record Harvest: 3,255 (2006)

Average Harvest (previous 10 years): 1,659

Total 2023-2024 Harvest (all seasons): 1,670

Permits issued/quota 2023-2024 (excludes landowner; archery and youth are statewide):

Firearm: 1700/1700 **Muzzle:** 270/270

Chronic Wasting Disease Detected: No

Check Station Location: N/A

Late Winter/CWD Season in 2024-2025: No. Deer Vehicle Accident (DVA) rates (accidents per billion miles driven) are used as an index of deer population size. Counties are closed to Late Winter/CWD season if DVA rates remain below goal, unless other factors (excessive crop damage and/or disease issues) are present.

Last year in Late Winter/CWD: 2014

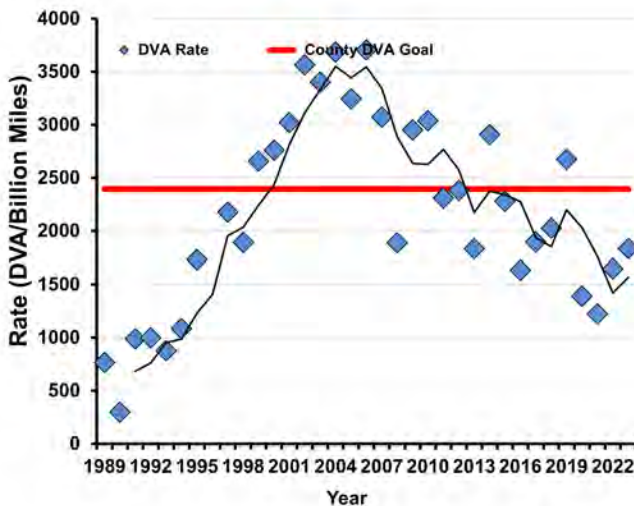
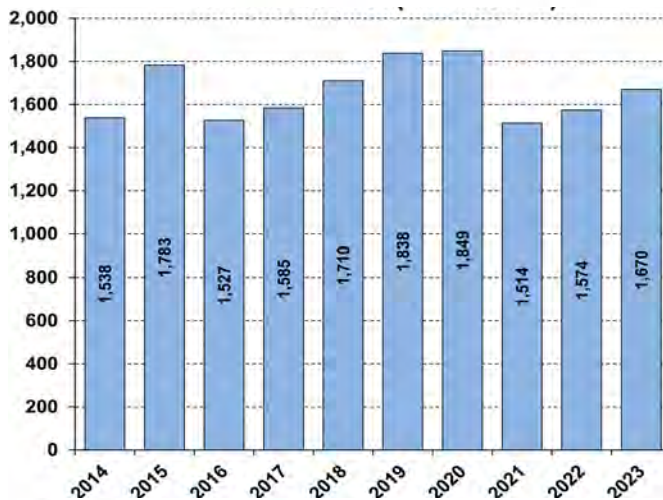
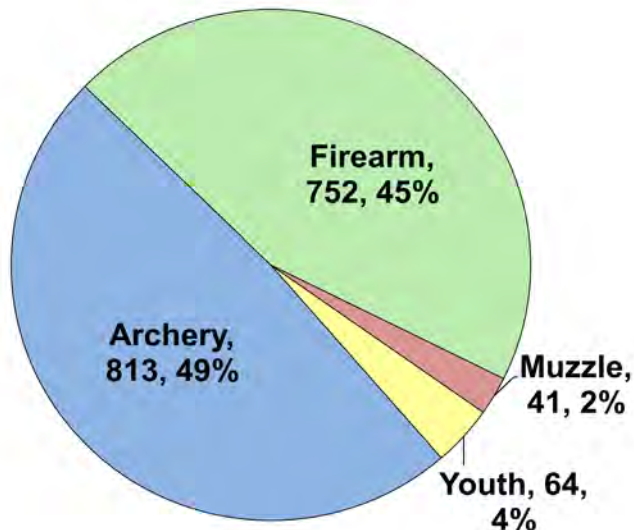
Recent Archery Harvest by Bow Type

Type	2019	2020	2021	2022	2023
Compound	492	495	408	335	363
Crossbow	386	487	370	396	439
Traditional	13	14	12	16	11
Total	891	996	790	747	813

Age/Sex Composition of Recent Harvest (%)

	2019	2020	2021	2022	2023
M - Adult	34.2	31.5	27.5	33.7	32.6
M - Yearling	12.8	12.0	12.4	12.1	15.3
M - Fawn	7.2	7.4	10.1	6.5	8.1
F - Adult	38.2	41.5	40.4	41.9	37.1
F - Fawn	7.6	7.7	9.6	5.8	6.8

M - Adult = 2.5 and older; F - Adult = 1.5 and older





WHITE-TAILED DEER SUMMARY 2023-2024: CARROLL COUNTY

Forest Wildlife Program, Illinois Department of Natural Resources



County Size: 467 square miles

Year Opened to Deer Hunting: 1957

Record Harvest: 2,044 (2012)

Average Harvest (previous 10 years): 1,323

Total 2023-2024 Harvest (all seasons): 1,155

Permits issued/quota 2023-2024 (excludes landowner; archery and youth are statewide):

Firearm: 2129/3050 **Muzzle:** 233/450

CWD: 45

Chronic Wasting Disease Detected: Yes

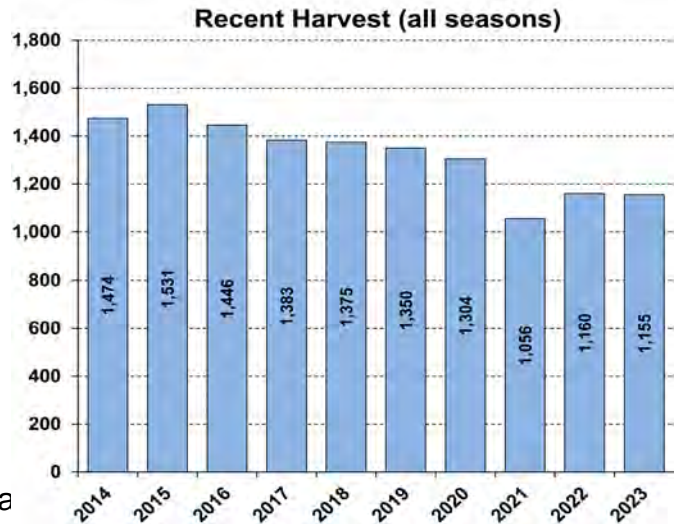
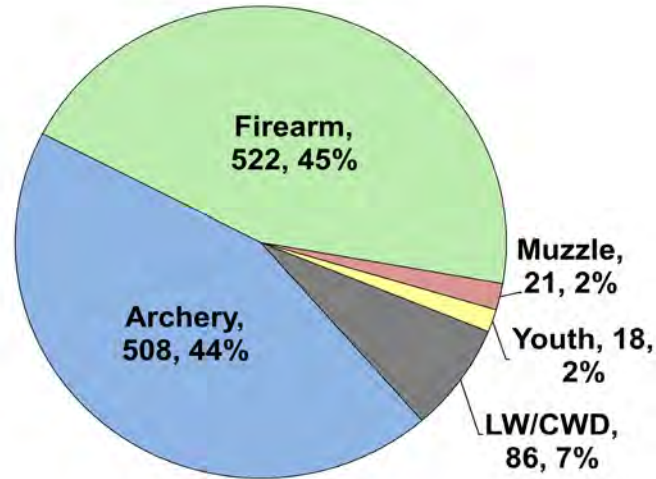
Check Station Loc.: Mississippi Palisades SP

CWD Season in 2024-2025: Yes. CWD has and continues to be detected in this county. CWD season allows for extra hunter harvest to reduce deer density and disease transmission.

Number tested for CWD in 2023-24: 638

CWD positive deer in 2023-24: 21

IDNR sharpshooting: 213 deer were removed via sharpshooting which is used to supplement hunter harvest, allows localized deer reductions in known CWD positive areas to reduce transmission rates and environmental contamination.



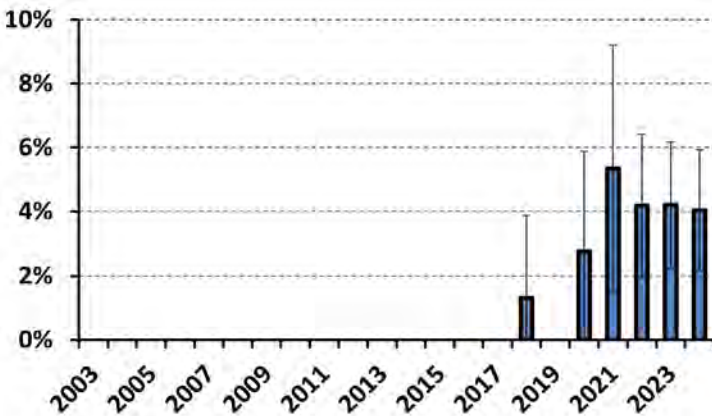
Recent Archery Harvest by Bow Type

Type	2019	2020	2021	2022	2023
Compound	303	274	208	171	179
Crossbow	285	324	298	326	323
Traditional	10	9	5	15	6
Total	598	607	511	512	508

Age/Sex Composition of Recent Harvest (%)

	2019	2020	2021	2022	2023
M - Adult	29.3	22.8	28.0	27.8	29.5
M - Yearling	15.9	21.4	18.4	17.2	19.7
M - Fawn	8.7	9.1	7.4	9.4	8.6
F - Adult	40.3	40.7	39.6	37.8	36.7
F - Fawn	5.8	6.0	6.6	7.8	5.5

M - Adult = 2.5 and older; F - Adult = 1.5 and older





WHITE-TAILED DEER SUMMARY 2023-2024: CASS COUNTY

Forest Wildlife Program, Illinois Department of Natural Resources



County Size: 384 square miles

Year Opened to Deer Hunting: 1957

Record Harvest: 1,774 (2005)

Average Harvest (previous 10 years): 1,344

Total 2023-2024 Harvest (all seasons): 1,396

Permits issued/quota 2023-2024 (excludes landowner; archery and youth are statewide):

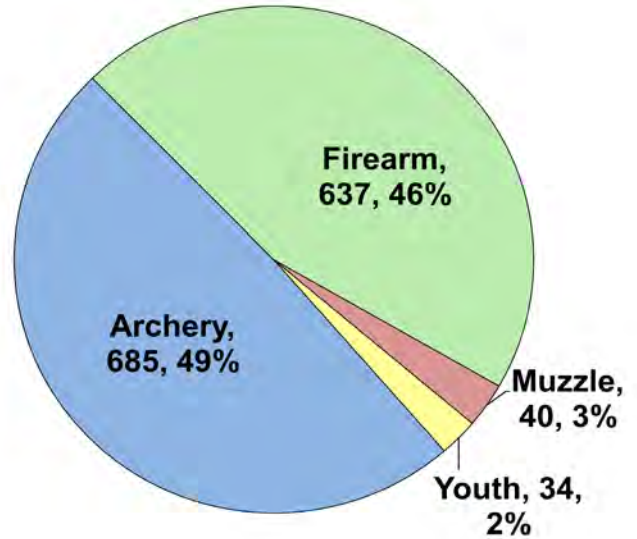
Firearm: 1500/1500 **Muzzle:** 202/230

Chronic Wasting Disease Detected: No

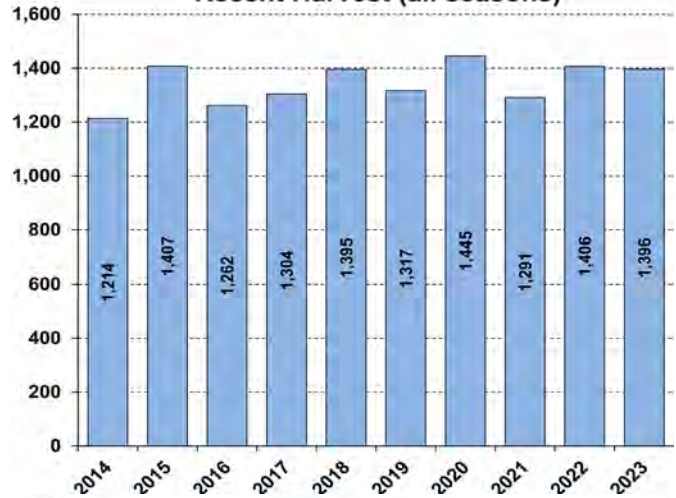
Check Station Location: N/A

Late Winter/CWD Season in 2024-2025: No. Deer Vehicle Accident (DVA) rates (accidents per billion miles driven) are used as an index of deer population size. Counties are closed to Late Winter/CWD season if DVA rates remain below goal, unless other factors (excessive crop damage and/or disease issues) are present.

Last year in Late Winter/CWD: 2013



Recent Harvest (all seasons)



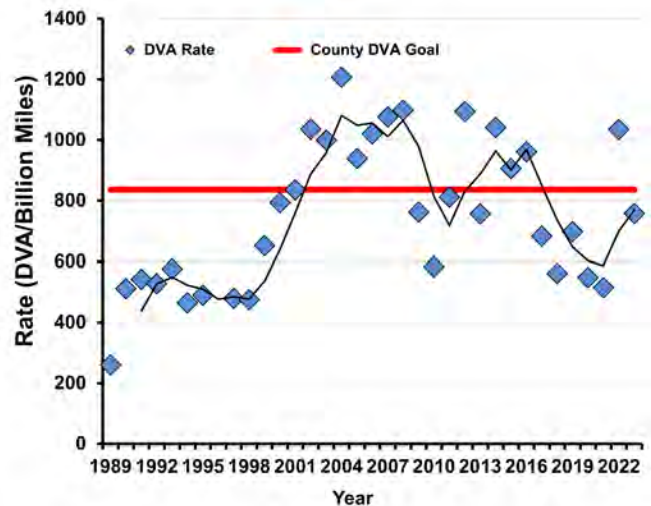
Recent Archery Harvest by Bow Type

Type	2019	2020	2021	2022	2023
Compound	382	429	354	356	356
Crossbow	278	311	312	321	321
Traditional	6	5	3	4	8
Total	666	745	669	681	685

Age/Sex Composition of Recent Harvest (%)

	2019	2020	2021	2022	2023
M - Adult	29.8	30.2	32.1	31.0	34.0
M - Yearling	14.9	14.1	14.6	14.0	15.2
M - Fawn	9.6	8.9	9.5	7.1	8.7
F - Adult	38.2	38.6	36.9	41.7	35.2
F - Fawn	7.5	8.1	6.8	6.1	6.9

M - Adult = 2.5 and older; F - Adult = 1.5 and older





WHITE-TAILED DEER SUMMARY 2023-2024: CHAMPAIGN COUNTY

Forest Wildlife Program, Illinois Department of Natural Resources



County Size: 384 square miles

Year Opened to Deer Hunting: 1974

Record Harvest: 816 (2005)

Average Harvest (previous 10 years): 602

Total 2023-2024 Harvest (all seasons): 619

Permits issued/quota 2023-2024 (excludes landowner; archery and youth are statewide):

Firearm: 425/425 **Muzzle:** 175/175

Chronic Wasting Disease Detected: No

Check Station Location: N/A

Late Winter/CWD Season in 2024-2025: No. Deer Vehicle Accident (DVA) rates (accidents per billion miles driven) are used as an index of deer population size. Counties are closed to Late Winter/CWD season if DVA rates remain below goal, unless other factors (excessive crop damage and/or disease issues) are present.

Last year in Late Winter/CWD: Never

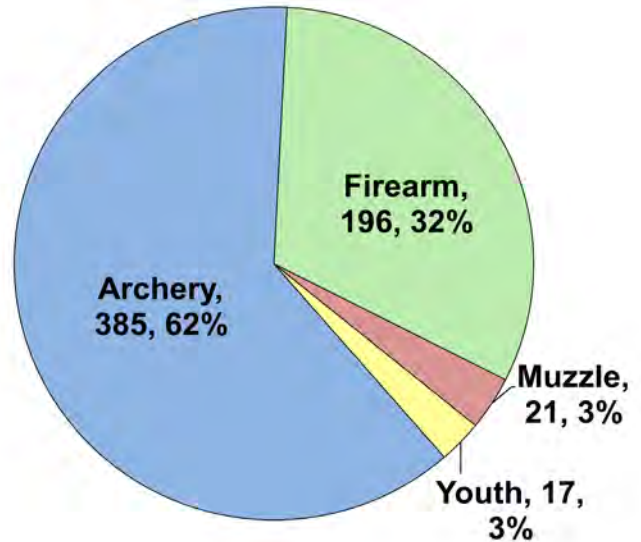
Recent Archery Harvest by Bow Type

Type	2019	2020	2021	2022	2023
Compound	166	172	136	143	144
Crossbow	222	249	224	232	237
Traditional	5	6	7	2	4
Total	393	427	367	377	385

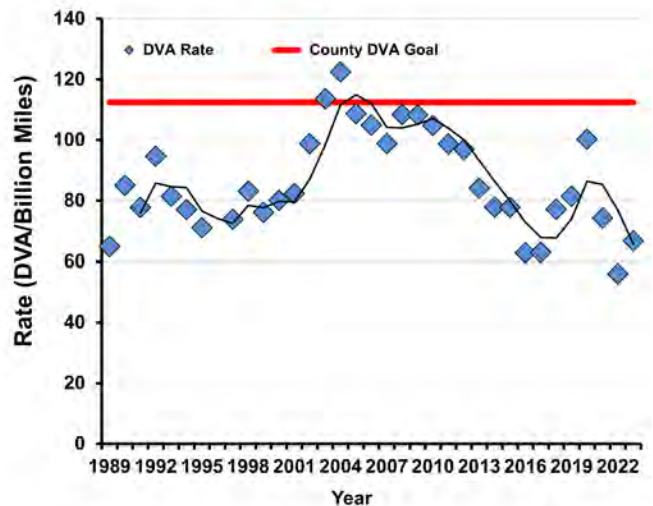
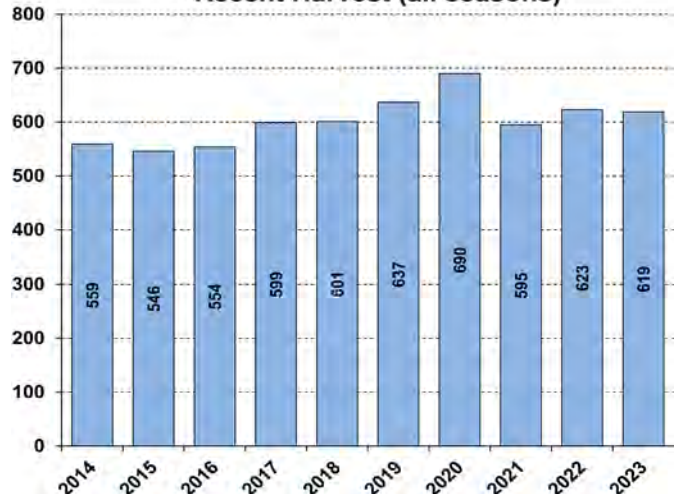
Age/Sex Composition of Recent Harvest (%)

	2019	2020	2021	2022	2023
M - Adult	32.7	37.2	42.7	36.3	43.1
M - Yearling	19.5	21.7	18.3	20.4	20.4
M - Fawn	8.9	4.8	4.7	8.3	4.0
F - Adult	36.7	33.3	30.8	29.4	29.2
F - Fawn	2.2	2.9	3.5	5.6	3.2

M - Adult = 2.5 and older; F - Adult = 1.5 and older



Recent Harvest (all seasons)





WHITE-TAILED DEER SUMMARY 2023-2024: CHRISTIAN COUNTY

Forest Wildlife Program, Illinois Department of Natural Resources



County Size: 715 square miles

Year Opened to Deer Hunting: 1966

Record Harvest: 1,337 (2011)

Average Harvest (previous 10 years): 1,137

Total 2023-2024 Harvest (all seasons): 1,179

Permits issued/quota 2023-2024 (excludes landowner; archery and youth are statewide):

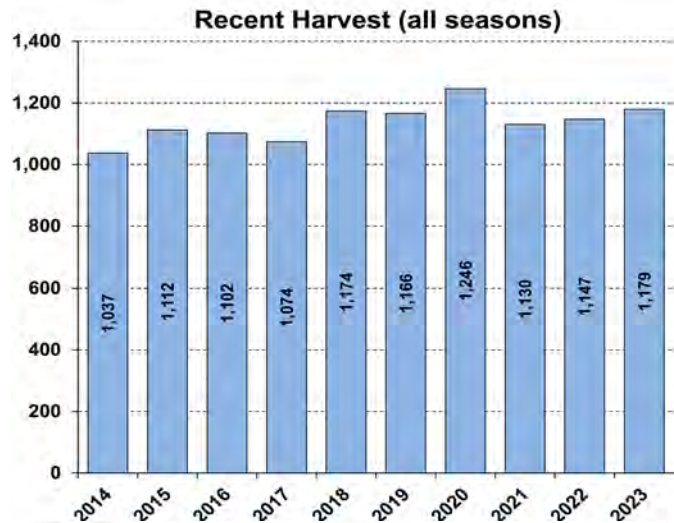
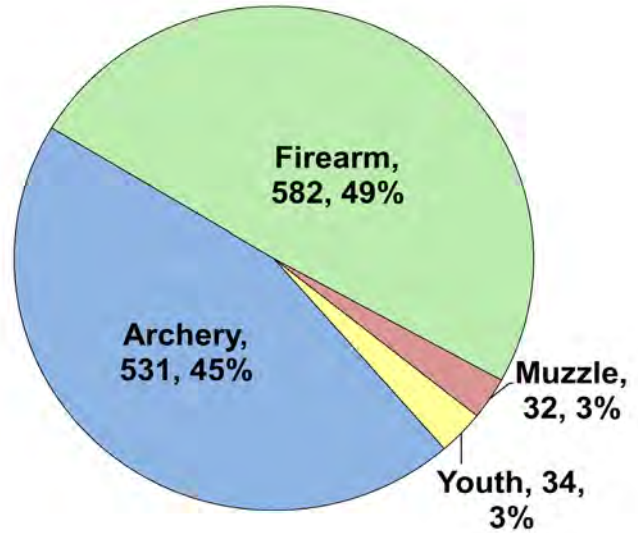
Firearm: 1500/1500 **Muzzle:** 255/270

Chronic Wasting Disease Detected: No

Check Station Location: N/A

Late Winter/CWD Season in 2024-2025: No. Deer Vehicle Accident (DVA) rates (accidents per billion miles driven) are used as an index of deer population size. Counties are closed to Late Winter/CWD season if DVA rates remain below goal, unless other factors (excessive crop damage and/or disease issues) are present.

Last year in Late Winter/CWD: 2012



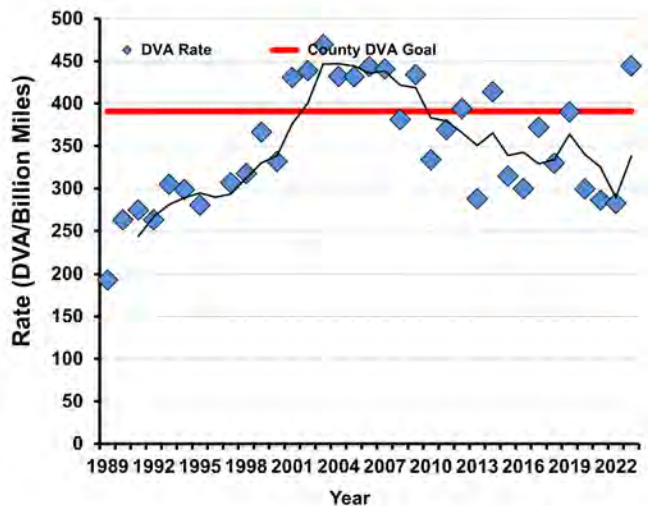
Recent Archery Harvest by Bow Type

Type	2019	2020	2021	2022	2023
Compound	245	229	226	230	215
Crossbow	301	341	302	301	314
Traditional	0	7	1	6	2
Total	546	577	529	537	531

Age/Sex Composition of Recent Harvest (%)

	2019	2020	2021	2022	2023
M - Adult	27.3	28.3	30.1	29.6	33.8
M - Yearling	20.2	17.5	19.4	18.3	18.0
M - Fawn	7.5	8.1	8.7	8.2	8.1
F - Adult	38.2	40.6	36.3	38.3	36.0
F - Fawn	6.9	5.5	5.6	5.7	4.2

M - Adult = 2.5 and older; F - Adult = 1.5 and older





WHITE-TAILED DEER SUMMARY 2023-2024: CLARK COUNTY

Forest Wildlife Program, Illinois Department of Natural Resources



County Size: 505 square miles

Year Opened to Deer Hunting: 1971

Record Harvest: 2,591 (2012)

Average Harvest (previous 10 years): 2,022

Total 2023-2024 Harvest (all seasons): 2,039

Permits issued/quota 2023-2024 (excludes landowner; archery and youth are statewide):

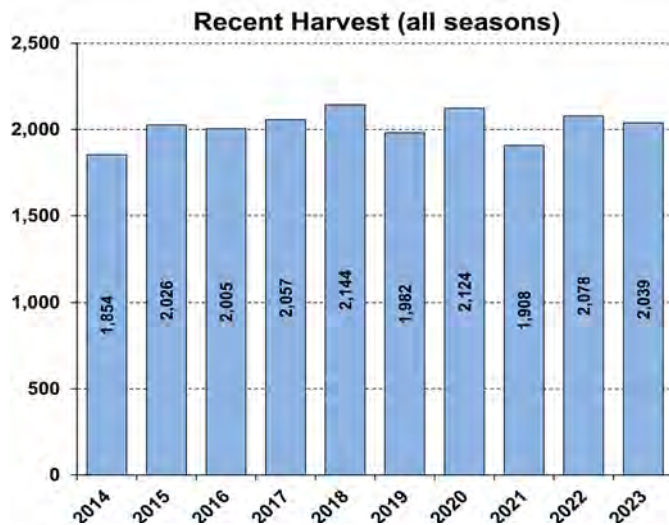
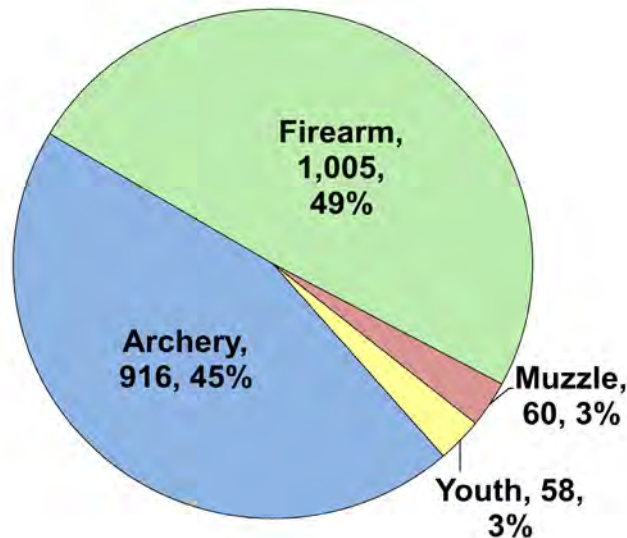
Firearm: 2500/2500 **Muzzle:** 407/460

Chronic Wasting Disease Detected: No

Check Station Location: N/A

Late Winter/CWD Season in 2024-2025: No. Deer Vehicle Accident (DVA) rates (accidents per billion miles driven) are used as an index of deer population size. Counties are closed to Late Winter/CWD season if DVA rates remain below goal, unless other factors (excessive crop damage and/or disease issues) are present.

Last year in Late Winter/CWD: 2017



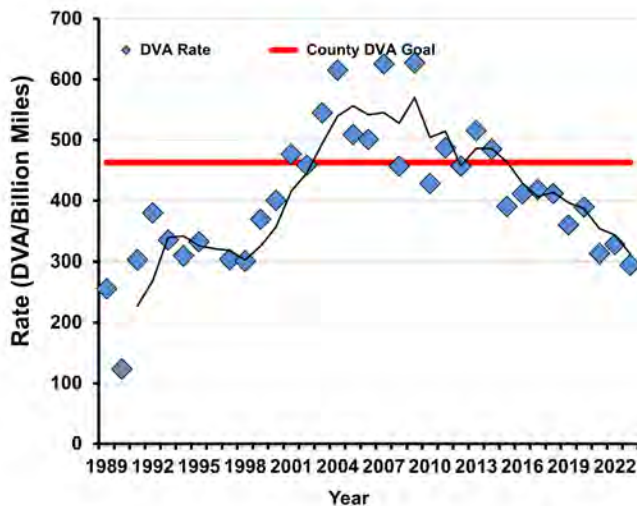
Recent Archery Harvest by Bow Type

Type	2019	2020	2021	2022	2023
Compound	484	516	426	467	498
Crossbow	353	425	373	421	407
Traditional	9	17	13	10	11
Total	846	958	812	898	916

Age/Sex Composition of Recent Harvest (%)

	2019	2020	2021	2022	2023
M - Adult	30.8	37.0	35.2	35.9	37.8
M - Yearling	14.7	14.2	14.7	13.8	14.3
M - Fawn	8.2	6.8	8.5	7.3	7.3
F - Adult	37.6	35.2	34.5	35.9	36.2
F - Fawn	8.7	6.8	7.1	7.1	4.5

M - Adult = 2.5 and older; F - Adult = 1.5 and older





WHITE-TAILED DEER SUMMARY 2023-2024: CLAY COUNTY

Forest Wildlife Program, Illinois Department of Natural Resources



County Size: 469 square miles

Year Opened to Deer Hunting: 1970

Record Harvest: 2,560 (2007)

Average Harvest (previous 10 years): 1,968

Total 2023-2024 Harvest (all seasons): 2,401

Permits issued/quota 2023-2024 (excludes landowner; archery and youth are statewide):

Firearm: 3453/3500 **Muzzle:** 358/475

Late Winter: 56

Chronic Wasting Disease Detected: No

Check Station Location: N/A

Late Winter Season in 2024-2025: Yes. Deer Vehicle Accident (DVA) rates (accidents per billion miles driven) are used as an index of deer population size. Counties remain or are added to Late Winter season if DVA rates are above goal, or other factors (excessive crop damage and/or disease issues) are present.

Last year in Late Winter: 2005 - Present

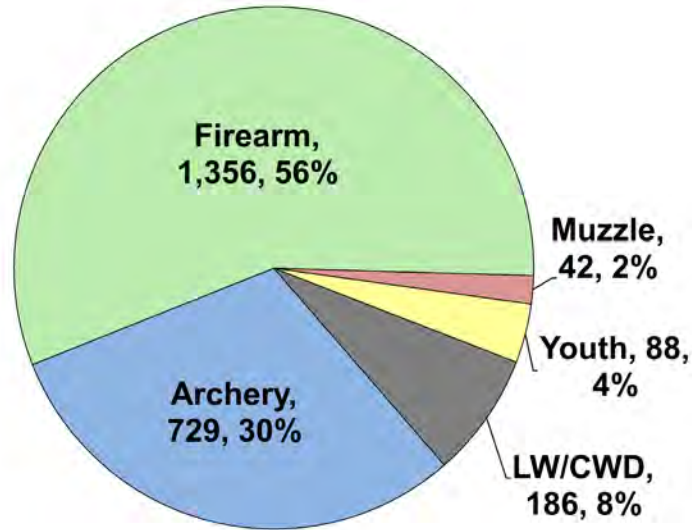
Recent Archery Harvest by Bow Type

Type	2019	2020	2021	2022	2023
Compound	394	399	338	316	358
Crossbow	248	344	326	329	355
Traditional	11	9	7	6	16
Total	653	752	671	651	729

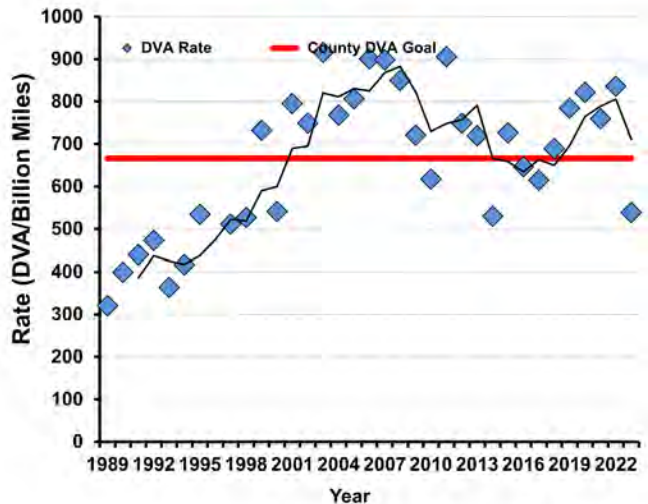
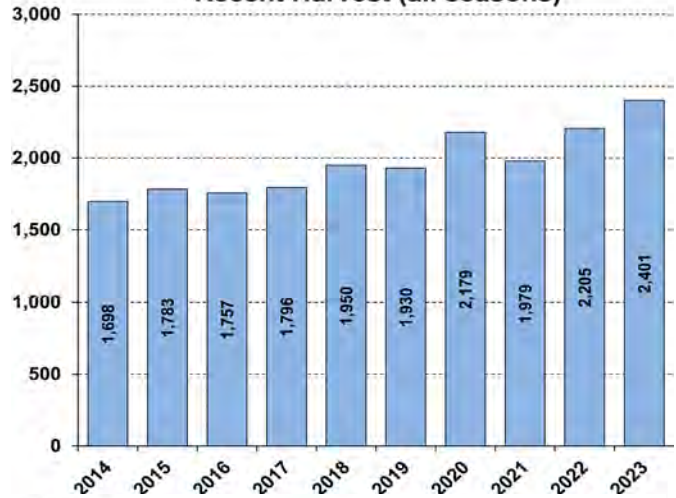
Age/Sex Composition of Recent Harvest (%)

	2019	2020	2021	2022	2023
M - Adult	26.6	26.8	27.4	26.0	29.9
M - Yearling	17.5	14.5	15.3	15.1	15.2
M - Fawn	9.4	10.7	12.5	11.3	9.8
F - Adult	39.0	39.9	36.0	38.3	36.8
F - Fawn	7.5	8.1	8.8	9.3	8.2

M - Adult = 2.5 and older; F - Adult = 1.5 and older



Recent Harvest (all seasons)





WHITE-TAILED DEER SUMMARY 2023-2024: CLINTON COUNTY

Forest Wildlife Program, Illinois Department of Natural Resources



County Size: 503 square miles

Year Opened to Deer Hunting: 1960

Record Harvest: 1,702 (2005)

Average Harvest (previous 10 years): 1,234

Total 2023-2024 Harvest (all seasons): 1,557

Permits issued/quota 2023-2024 (excludes landowner; archery and youth are statewide):

Firearm: 1950/1950 **Muzzle:** 273/300

Chronic Wasting Disease Detected: No

Check Station Location: N/A

Late Winter/CWD Season in 2024-2025: No. Deer Vehicle Accident (DVA) rates (accidents per billion miles driven) are used as an index of deer population size. Counties are closed to Late Winter/CWD season if DVA rates remain below goal, unless other factors (excessive crop damage and/or disease issues) are present.

Last year in Late Winter/CWD: 2014

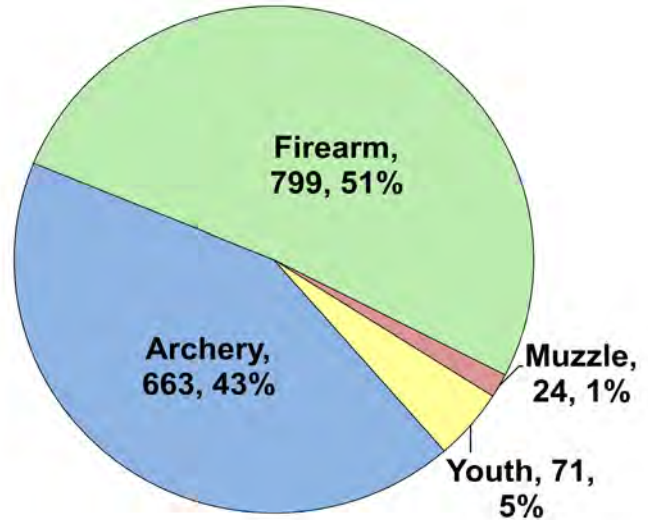
Recent Archery Harvest by Bow Type

Type	2019	2020	2021	2022	2023
Compound	328	338	267	314	319
Crossbow	235	328	298	359	334
Traditional	2	7	4	4	10
Total	565	673	569	677	663

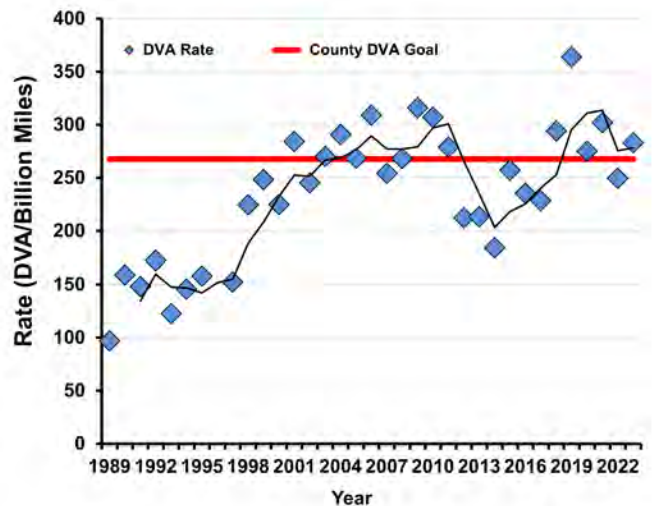
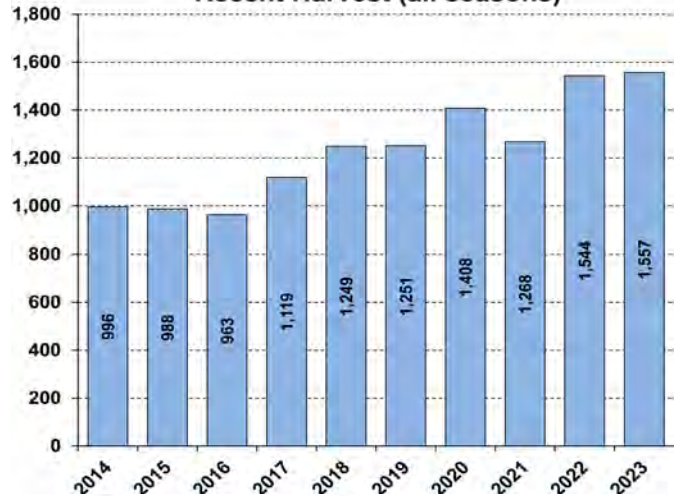
Age/Sex Composition of Recent Harvest (%)

	2019	2020	2021	2022	2023
M - Adult	23.7	23.4	27.8	25.1	26.5
M - Yearling	26.5	21.0	21.5	23.6	20.7
M - Fawn	8.2	10.5	10.9	7.5	9.6
F - Adult	37.0	40.4	33.8	37.2	36.9
F - Fawn	4.6	4.7	6.0	6.6	6.2

M - Adult = 2.5 and older; F - Adult = 1.5 and older



Recent Harvest (all seasons)





WHITE-TAILED DEER SUMMARY 2023-2024: COLES COUNTY

Forest Wildlife Program, Illinois Department of Natural Resources



County Size: 510 square miles

Year Opened to Deer Hunting: 1974

Record Harvest: 1,610 (2011)

Average Harvest (previous 10 years): 1,332

Total 2023-2024 Harvest (all seasons): 1,462

Permits issued/quota 2023-2024 (excludes landowner; archery and youth are statewide):

Firearm: 1750/1750 **Muzzle:** 257/300

Late Winter: 41

Chronic Wasting Disease Detected: No

Check Station Location: N/A

Late Winter Season in 2024-2025: Yes. Deer Vehicle Accident (DVA) rates (accidents per billion miles driven) are used as an index of deer population size. Counties remain or are added to Late Winter season if DVA rates are above goal, or other factors (excessive crop damage and/or disease issues) are present.

Last year in Late Winter: 2003 - Present

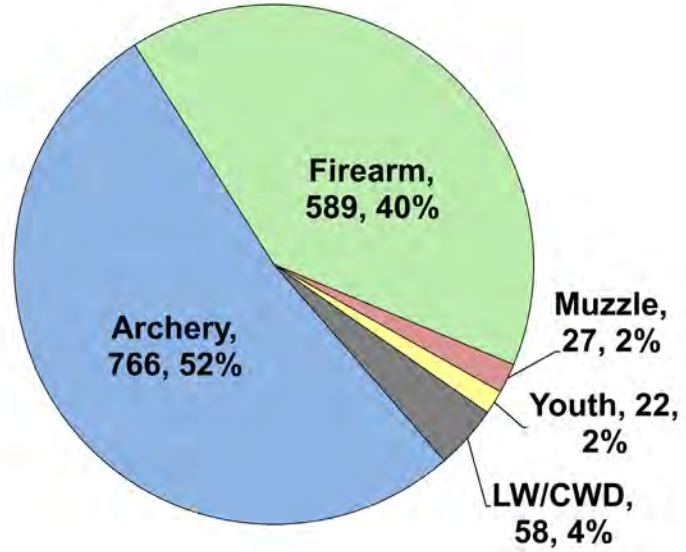
Recent Archery Harvest by Bow Type

Type	2019	2020	2021	2022	2023
Compound	433	453	351	373	346
Crossbow	334	373	355	367	412
Traditional	2	1	11	9	8
Total	769	827	717	749	766

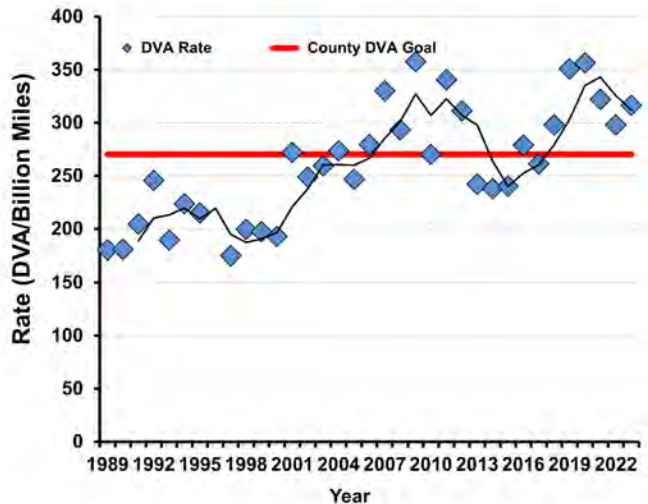
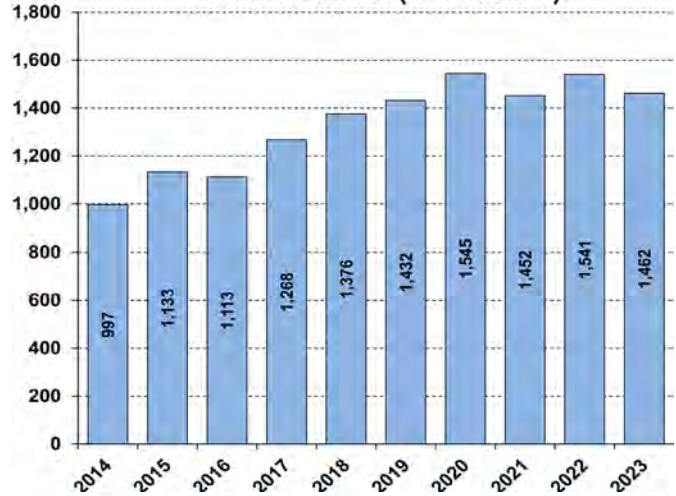
Age/Sex Composition of Recent Harvest (%)

	2019	2020	2021	2022	2023
M - Adult	29.6	30.4	30.1	31.1	28.6
M - Yearling	18.4	18.4	17.5	16.1	18.3
M - Fawn	9.1	9.5	10.9	9.5	8.3
F - Adult	35.9	35.3	34.6	37.3	39.7
F - Fawn	7.1	6.4	6.9	6.0	5.1

M - Adult = 2.5 and older; F - Adult = 1.5 and older



Recent Harvest (all seasons)





WHITE-TAILED DEER SUMMARY 2023-2024: COOK COUNTY

Forest Wildlife Program, Illinois Department of Natural Resources



County Size: 957 square miles

Year Opened to Deer Hunting: 1964

Record Harvest: 234 (2007)

Average Harvest (previous 10 years): 140

Total 2023-2024 Harvest (all seasons): 157

Permits issued/quota 2023-2024 (excludes landowner; archery and youth are statewide):

No firearm hunting in Cook Co.

Chronic Wasting Disease Detected: Yes

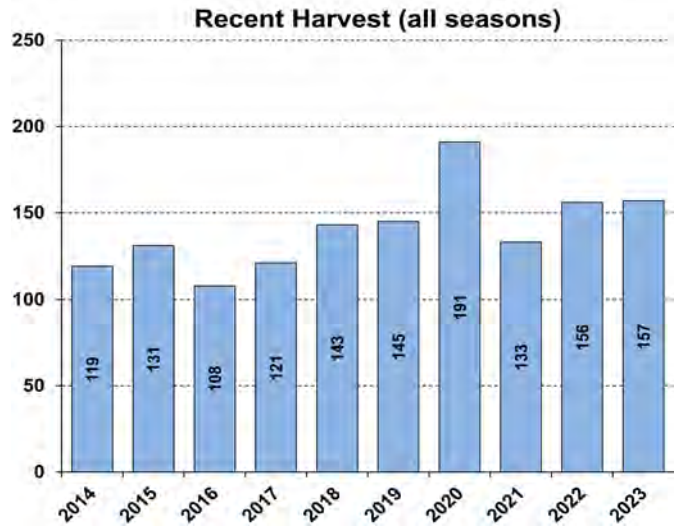
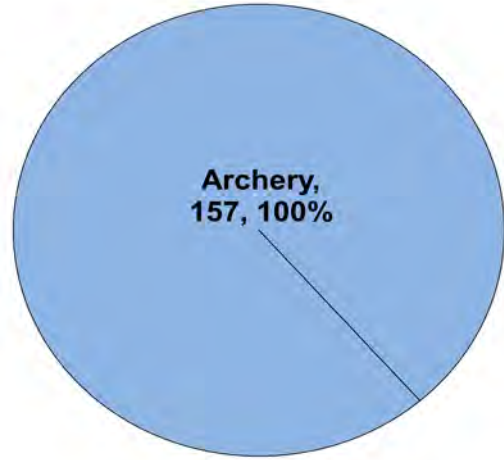
Check Station Location: None. Hunters wishing to have their deer tested should take them to participating vendors or head drop off barrels.

CWD Season in 2024-2025: No. There is firearm hunting in Cook Co.

Number tested for CWD in 2023-24: 399

CWD positive deer in 2023-24: 2

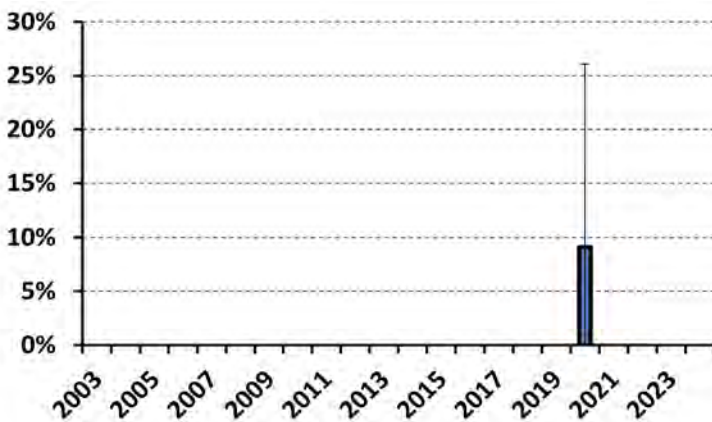
Special permits: IDNR provides special permits for municipalities to lower localized deer populations. Through these efforts 382 deer were tested for CWD and 1 positives were detected. Only hunter harvested deer shown below.



Recent Archery Harvest by Bow Type					
Type	2019	2020	2021	2022	2023
Compound	81	87	75	62	79
Crossbow	59	101	55	91	76
Traditional	5	3	3	3	2
Total	145	191	133	156	157

Age/Sex Composition of Recent Harvest (%)					
	2019	2020	2021	2022	2023
M - Adult	48.0	38.7	42.1	35.9	41.4
M - Yearling	27.0	24.1	25.6	22.4	24.2
M - Fawn	1.4	5.8	4.5	5.1	3.2
F - Adult	21.6	27.7	23.3	28.8	29.3
F - Fawn	2.0	3.7	4.5	7.7	1.9

M - Adult = 2.5 and older; F - Adult = 1.5 and older





WHITE-TAILED DEER SUMMARY 2023-2024: CRAWFORD COUNTY

Forest Wildlife Program, Illinois Department of Natural Resources



County Size: 768 square miles

Year Opened to Deer Hunting: 1970

Record Harvest: 2,554 (2007)

Average Harvest (previous 10 years): 2,025

Total 2023-2024 Harvest (all seasons): 2,222

Permits issued/quota 2023-2024 (excludes landowner; archery and youth are statewide):

Firearm: 2532/2600 **Muzzle:** 253/325

Late Winter: 35

Chronic Wasting Disease Detected: No

Check Station Location: N/A

Late Winter Season in 2024-2025: Yes. Deer Vehicle Accident (DVA) rates (accidents per billion miles driven) are used as an index of deer population size. Counties remain or are added to Late Winter season if DVA rates are above goal, or other factors (excessive crop damage and/or disease issues) are present.

Last year in Late Winter: 2003 - Present

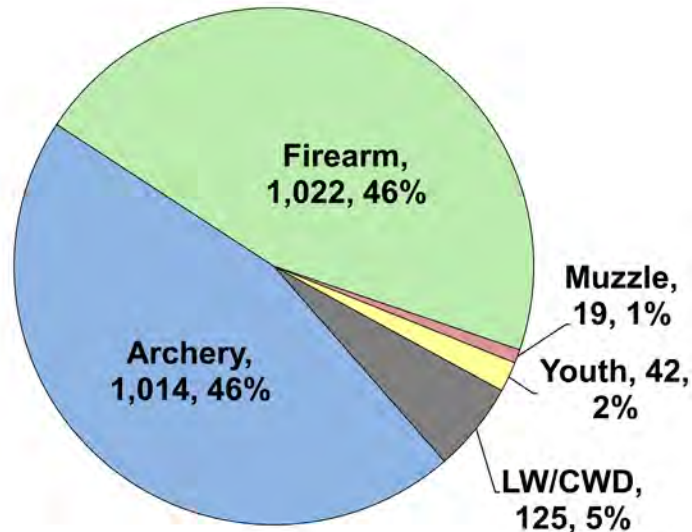
Recent Archery Harvest by Bow Type

Type	2019	2020	2021	2022	2023
Compound	512	593	482	416	486
Crossbow	380	478	433	425	511
Traditional	13	16	9	9	17
Total	905	1087	924	850	1014

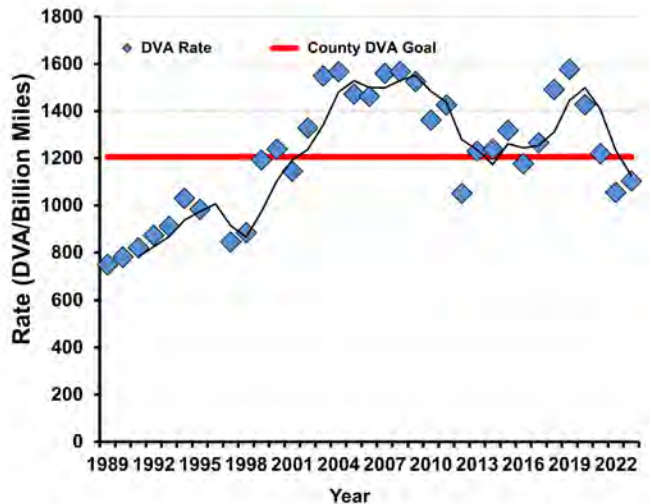
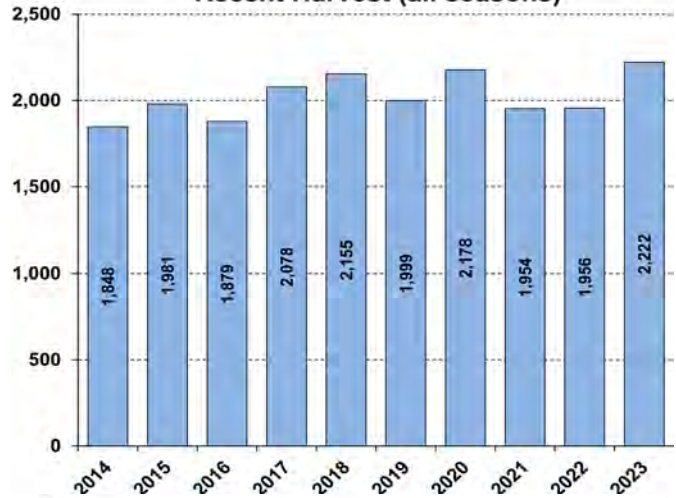
Age/Sex Composition of Recent Harvest (%)

	2019	2020	2021	2022	2023
M - Adult	24.4	30.1	33.0	30.2	28.8
M - Yearling	14.2	14.5	13.8	13.5	15.3
M - Fawn	10.3	8.7	9.5	8.9	8.8
F - Adult	40.9	39.2	36.6	40.6	40.4
F - Fawn	10.3	7.4	7.1	6.7	6.7

M - Adult = 2.5 and older; F - Adult = 1.5 and older



Recent Harvest (all seasons)





WHITE-TAILED DEER SUMMARY 2023-2024: CUMBERLAND COUNTY

Forest Wildlife Program, Illinois Department of Natural Resources



County Size: 347 square miles

Year Opened to Deer Hunting: 1971

Record Harvest: 1,557 (2011)

Average Harvest (previous 10 years): 1,298

Total 2023-2024 Harvest (all seasons): 1,428

Permits issued/quota 2023-2024 (excludes landowner; archery and youth are statewide):

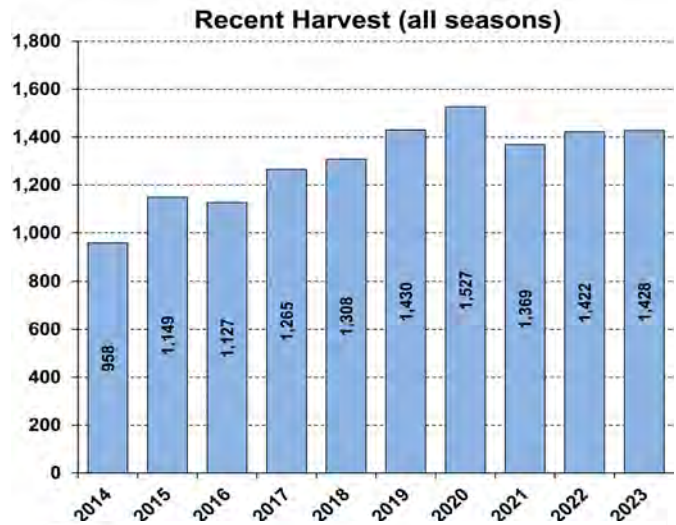
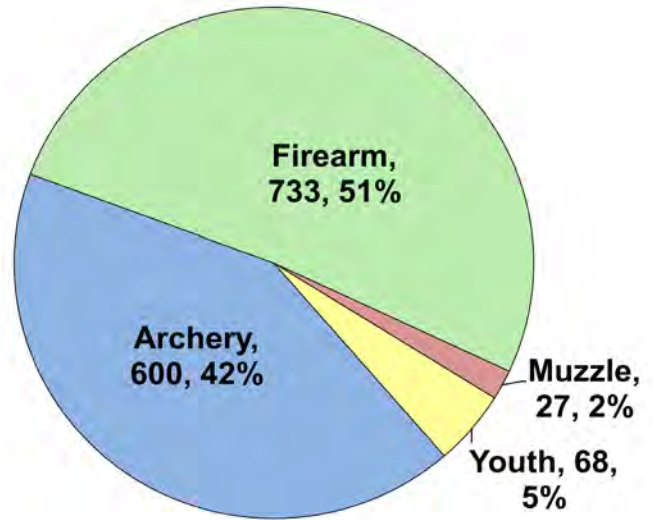
Firearm: 1800/1800 **Muzzle:** 210/210

Chronic Wasting Disease Detected: No

Check Station Location: N/A

Late Winter/CWD Season in 2024-2025: No. Deer Vehicle Accident (DVA) rates (accidents per billion miles driven) are used as an index of deer population size. Counties are closed to Late Winter/CWD season if DVA rates remain below goal, unless other factors (excessive crop damage and/or disease issues) are present.

Last year in Late Winter/CWD: 2014



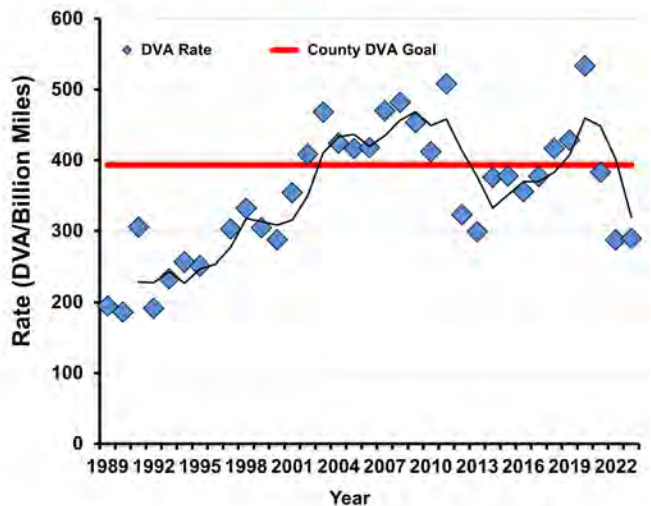
Recent Archery Harvest by Bow Type

Type	2019	2020	2021	2022	2023
Compound	364	301	298	260	334
Crossbow	214	290	244	249	253
Traditional	6	7	11	7	13
Total	584	598	553	516	600

Age/Sex Composition of Recent Harvest (%)

	2019	2020	2021	2022	2023
M - Adult	27.1	28.8	29.7	30.5	30.7
M - Yearling	16.0	15.1	14.9	14.1	16.0
M - Fawn	10.2	9.0	11.9	10.5	8.1
F - Adult	38.8	39.4	35.6	37.9	39.2
F - Fawn	7.8	7.7	7.8	7.0	6.0

M - Adult = 2.5 and older; F - Adult = 1.5 and older





WHITE-TAILED DEER SUMMARY 2023-2024: DEKALB COUNTY

Forest Wildlife Program, Illinois Department of Natural Resources



County Size: 634 square miles

Year Opened to Deer Hunting: 1960

Record Harvest: 659 (2005)

Average Harvest (previous 10 years): 338

Total 2023-2024 Harvest (all seasons): 389

Permits issued/quota 2023-2024 (excludes landowner; archery and youth are statewide):

Firearm: 664/1500 **Muzzle:** 67/275

CWD: 46

Chronic Wasting Disease Detected: Yes

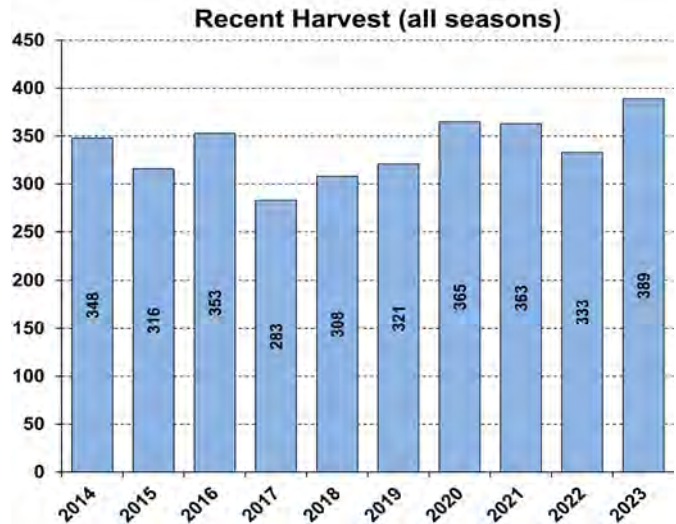
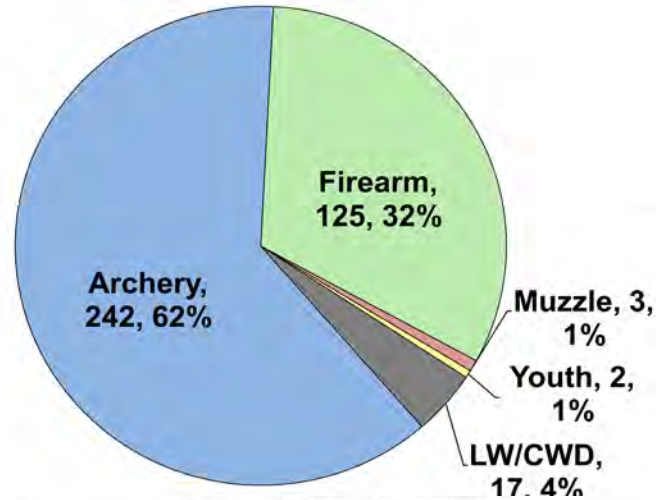
Check Station Location: Shabbona Lake SP

CWD Season in 2024-2025: Yes. CWD has and continues to be detected in this county. CWD season allows for extra hunter harvest to reduce deer density and disease transmission.

Number tested for CWD in 2023-24: 156

CWD positive deer in 2023-24: 11

IDNR sharpshooting: 48 deer were removed via sharpshooting which is used to supplement hunter harvest, allows localized deer reductions in known CWD positive areas to reduce transmission rates and environmental contamination.



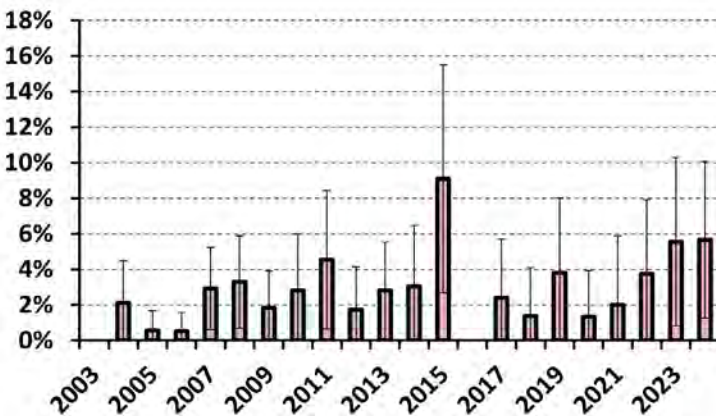
Recent Archery Harvest by Bow Type

Type	2019	2020	2021	2022	2023
Compound	88	99	102	87	110
Crossbow	90	114	109	96	131
Traditional	2	2	1	3	1
Total	180	215	212	186	242

Age/Sex Composition of Recent Harvest (%)

	2019	2020	2021	2022	2023
M - Adult	32.4	26.3	25.9	28.5	28.3
M - Yearling	23.4	23.8	22.0	20.4	27.2
M - Fawn	8.7	10.1	13.5	12.3	8.7
F - Adult	32.4	33.2	33.3	29.7	29.6
F - Fawn	3.1	6.6	5.2	9.0	6.2

M - Adult = 2.5 and older; F - Adult = 1.5 and older





WHITE-TAILED DEER SUMMARY 2023-2024: DEWITT COUNTY

Forest Wildlife Program, Illinois Department of Natural Resources



County Size: 405 square miles

Year Opened to Deer Hunting: 1970

Record Harvest: 1,108 (2011)

Average Harvest (previous 10 years): 917

Total 2023-2024 Harvest (all seasons): 954

Permits issued/quota 2023-2024 (excludes landowner; archery and youth are statewide):

Firearm: 1022/1050 **Muzzle:** 210/240

Chronic Wasting Disease Detected: No

Check Station Location: N/A

Late Winter/CWD Season in 2024-2025: No. Deer Vehicle Accident (DVA) rates (accidents per billion miles driven) are used as an index of deer population size. Counties are closed to Late Winter/CWD season if DVA rates remain below goal, unless other factors (excessive crop damage and/or disease issues) are present.

Last year in Late Winter/CWD: Never

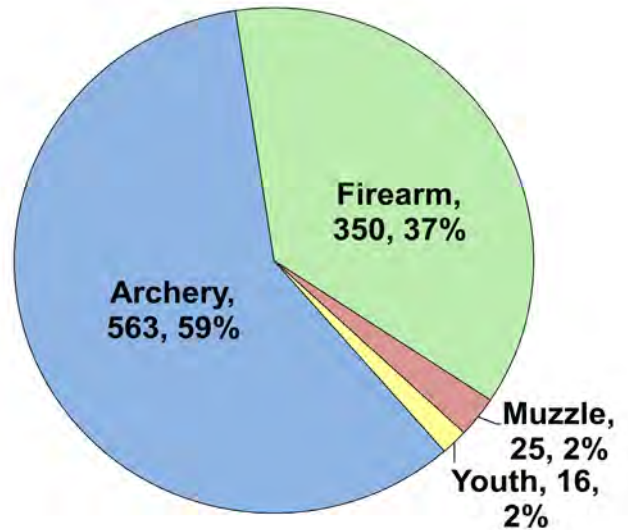
Recent Archery Harvest by Bow Type

Type	2019	2020	2021	2022	2023
Compound	263	267	218	257	240
Crossbow	255	356	338	311	318
Traditional	8	4	3	9	5
Total	526	627	559	577	563

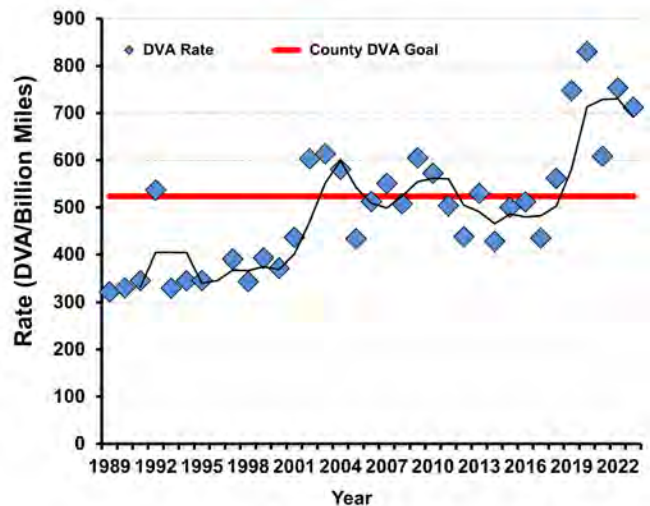
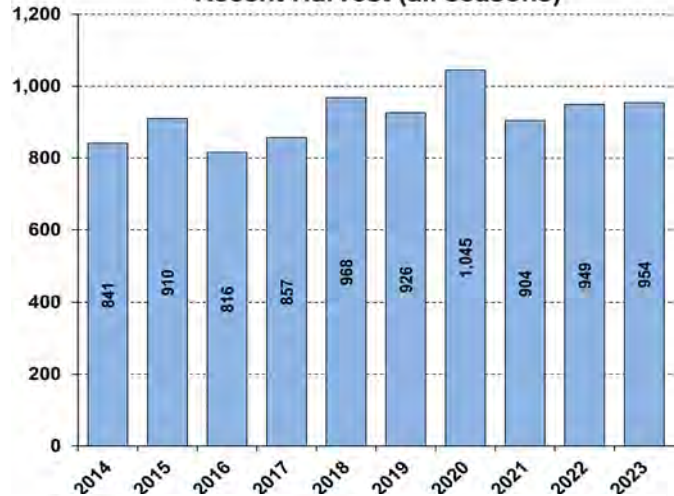
Age/Sex Composition of Recent Harvest (%)

	2019	2020	2021	2022	2023
M - Adult	25.5	26.3	25.3	26.2	28.2
M - Yearling	17.7	16.1	18.4	15.3	18.0
M - Fawn	7.8	8.7	8.3	10.1	9.2
F - Adult	42.4	41.4	40.6	41.4	37.7
F - Fawn	6.6	7.5	7.4	7.0	6.8

M - Adult = 2.5 and older; F - Adult = 1.5 and older



Recent Harvest (all seasons)





WHITE-TAILED DEER SUMMARY 2023-2024: DOUGLAS COUNTY

Forest Wildlife Program, Illinois Department of Natural Resources



County Size: 417 square miles

Year Opened to Deer Hunting: 1974

Record Harvest: 501 (2005)

Average Harvest (previous 10 years): 349

Total 2023-2024 Harvest (all seasons): 402

Permits issued/quota 2023-2024 (excludes landowner; archery and youth are statewide):

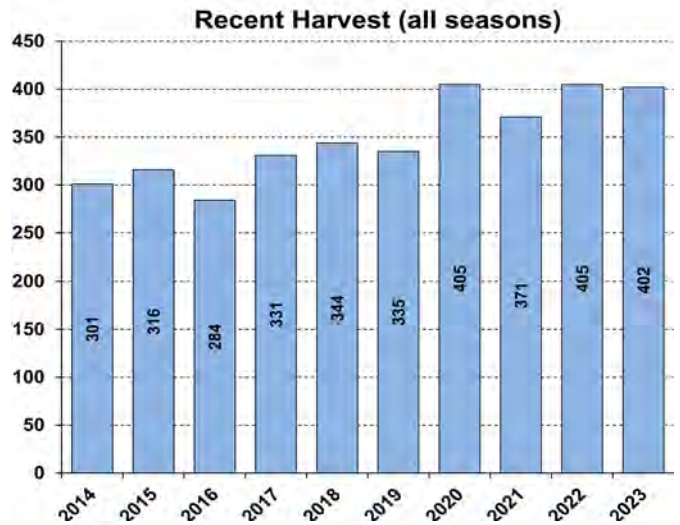
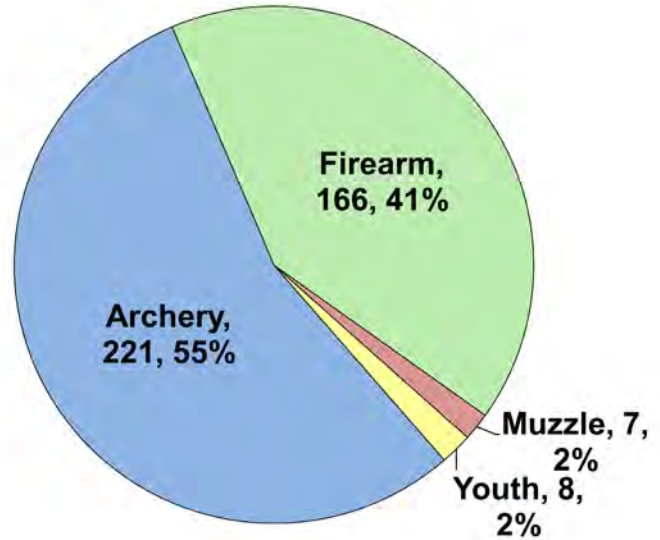
Firearm: 375/375 **Muzzle:** 75/75

Chronic Wasting Disease Detected: No

Check Station Location: N/A

Late Winter/CWD Season in 2024-2025: No. Deer Vehicle Accident (DVA) rates (accidents per billion miles driven) are used as an index of deer population size. Counties are closed to Late Winter/CWD season if DVA rates remain below goal, unless other factors (excessive crop damage and/or disease issues) are present.

Last year in Late Winter/CWD: Never



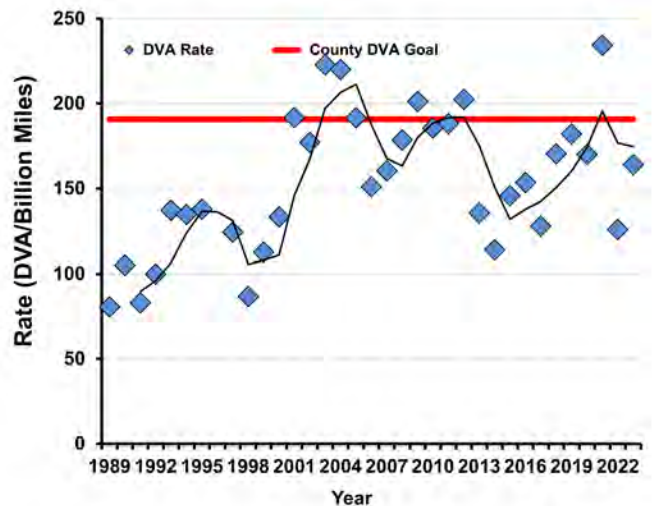
Recent Archery Harvest by Bow Type

Type	2019	2020	2021	2022	2023
Compound	80	103	80	69	92
Crossbow	95	120	130	147	125
Traditional	5	3	2	2	4
Total	180	226	212	218	221

Age/Sex Composition of Recent Harvest (%)

	2019	2020	2021	2022	2023
M - Adult	29.3	30.4	34.0	31.6	31.1
M - Yearling	22.7	21.5	20.8	17.0	19.9
M - Fawn	11.9	8.4	11.6	11.1	10.0
F - Adult	29.9	32.3	28.8	34.6	35.3
F - Fawn	6.3	7.4	4.9	5.7	3.7

M - Adult = 2.5 and older; F - Adult = 1.5 and older





WHITE-TAILED DEER SUMMARY 2023-2024: DUPAGE COUNTY

Forest Wildlife Program, Illinois Department of Natural Resources



County Size: 336 square miles

Year Opened to Deer Hunting: 1964

Record Harvest: 152 (1995)

Average Harvest (previous 10 years): 38

Total 2023-2024 Harvest (all seasons): 50

Permits issued/quota 2023-2024 (excludes landowner; archery and youth are statewide):

No firearm hunting in DuPage Co.

Chronic Wasting Disease Detected: Yes

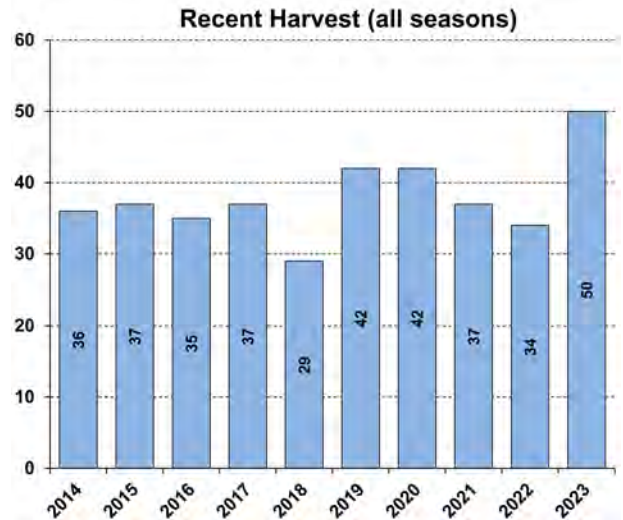

Check Station Location: None. Hunters wishing to have their deer tested should take them to participating vendors or head drop off barrels.

CWD Season in 2024-2025: No. There is firearm hunting in DuPage Co.

Number tested for CWD in 2023-24: 217

CWD positive deer in 2023-24: 1

Special permits: IDNR provides special permits for municipalities to lower localized deer populations. Through these efforts 194 deer were tested for CWD. No CWD positive deer have been detected via hunter harvest.



Recent Archery Harvest by Bow Type

Type	2019	2020	2021	2022	2023
Compound	20	16	19	18	20
Crossbow	22	26	18	15	30
Traditional	0	0	0	1	0
Total	42	42	37	34	50

Age/Sex Composition of Recent Harvest (%)

	2019	2020	2021	2022	2023
M - Adult	40.5	57.1	35.1	32.4	20.0
M - Yearling	21.4	9.5	24.3	29.4	28.0
M - Fawn	2.4	7.1	5.4	5.9	4.0
F - Adult	31.0	21.4	35.1	20.6	32.0
F - Fawn	4.8	4.8	0.0	11.8	16.0

M - Adult = 2.5 and older; F - Adult = 1.5 and older



WHITE-TAILED DEER SUMMARY 2023-2024: EDGAR COUNTY

Forest Wildlife Program, Illinois Department of Natural Resources



County Size: 623 square miles

Year Opened to Deer Hunting: 1974

Record Harvest: 1,474 (2012)

Average Harvest (previous 10 years): 1,104

Total 2023-2024 Harvest (all seasons): 1,166

Permits issued/quota 2023-2024 (excludes landowner; archery and youth are statewide):

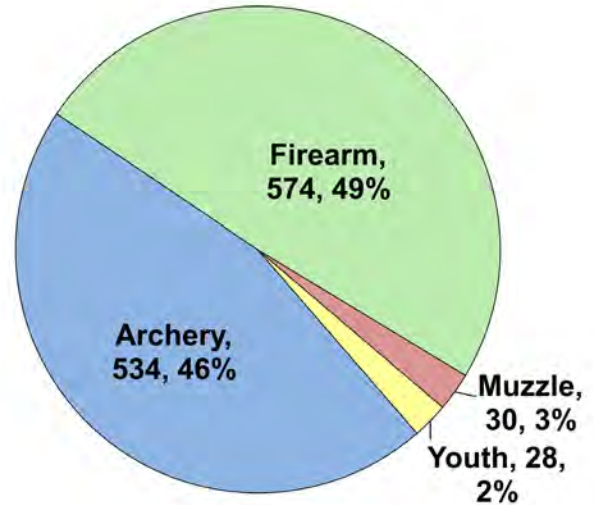
Firearm: 1300/1300 **Muzzle:** 227/265

Chronic Wasting Disease Detected: No

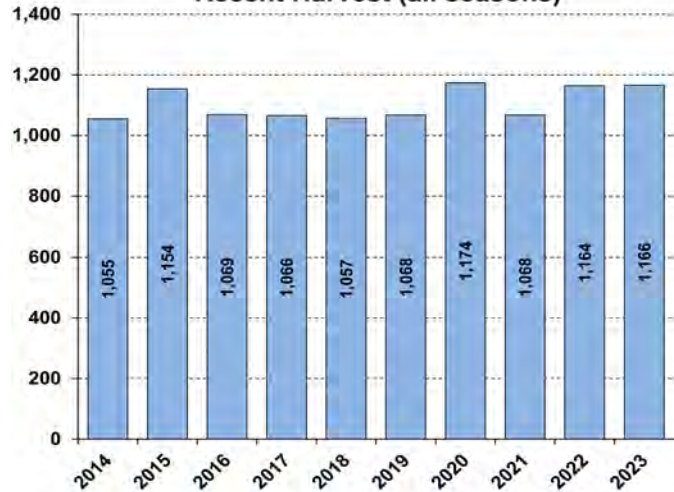
Check Station Location: N/A

Late Winter/CWD Season in 2024-2025: No. Deer Vehicle Accident (DVA) rates (accidents per billion miles driven) are used as an index of deer population size. Counties are closed to Late Winter/CWD season if DVA rates remain below goal, unless other factors (excessive crop damage and/or disease issues) are present.

Last year in Late Winter/CWD: 2018



Recent Harvest (all seasons)



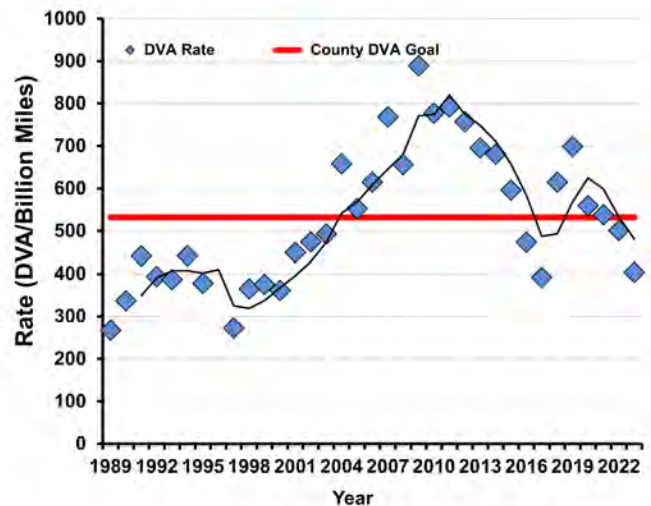
Recent Archery Harvest by Bow Type

Type	2019	2020	2021	2022	2023
Compound	314	337	295	313	294
Crossbow	167	236	215	206	234
Traditional	9	11	5	7	6
Total	490	584	515	526	534

Age/Sex Composition of Recent Harvest (%)

	2019	2020	2021	2022	2023
M - Adult	37.6	37.6	37.6	37.1	41.9
M - Yearling	12.7	15.8	15.6	14.7	13.2
M - Fawn	6.9	5.2	8.8	7.9	6.7
F - Adult	36.0	35.4	33.0	35.9	33.2
F - Fawn	6.6	5.9	5.0	4.4	5.1

M - Adult = 2.5 and older; F - Adult = 1.5 and older





WHITE-TAILED DEER SUMMARY 2023-2024: EDWARDS COUNTY

Forest Wildlife Program, Illinois Department of Natural Resources



County Size: 422 square miles

Year Opened to Deer Hunting: 1957

Record Harvest: 914 (2005)

Average Harvest (previous 10 years): 727

Total 2023-2024 Harvest (all seasons): 779

Permits issued/quota 2023-2024 (excludes landowner; archery and youth are statewide):

Firearm: 700/700 **Muzzle:** 100/100

Chronic Wasting Disease Detected: No

Check Station Location: N/A

Late Winter/CWD Season in 2024-2025: No. Deer Vehicle Accident (DVA) rates (accidents per billion miles driven) are used as an index of deer population size. Counties are closed to Late Winter/CWD season if DVA rates remain below goal, unless other factors (excessive crop damage and/or disease issues) are present.

Last year in Late Winter/CWD: 2016

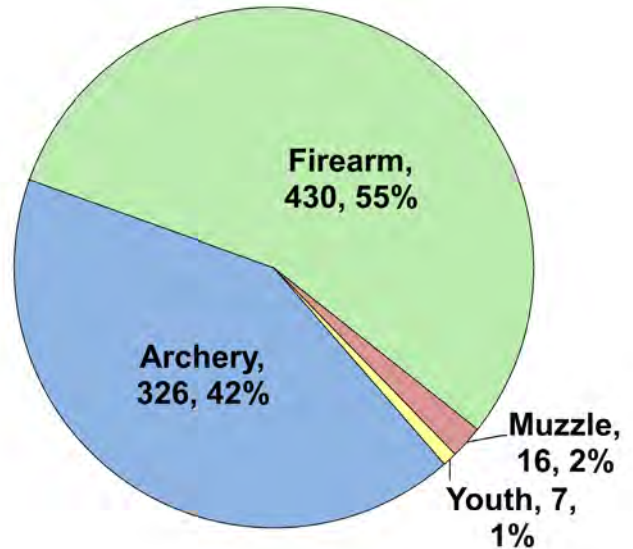
Recent Archery Harvest by Bow Type

Type	2019	2020	2021	2022	2023
Compound	158	172	144	130	154
Crossbow	146	158	136	163	168
Traditional	4	1	3	2	4
Total	308	331	283	295	326

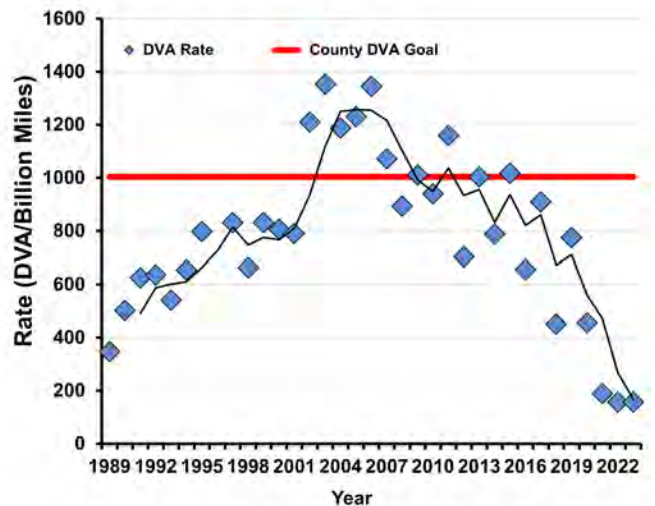
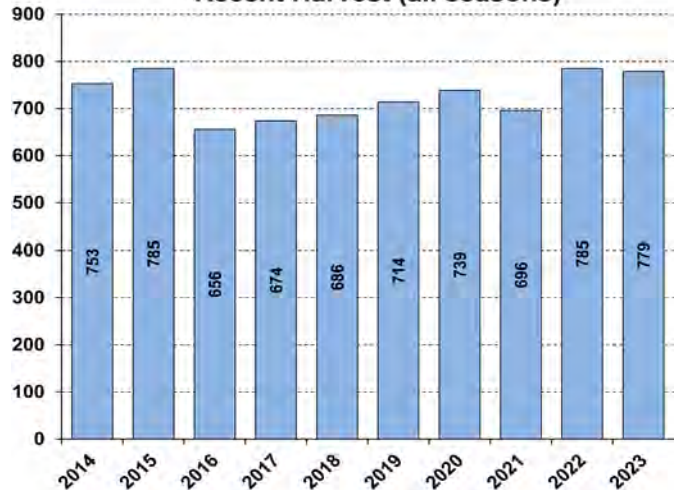
Age/Sex Composition of Recent Harvest (%)

	2019	2020	2021	2022	2023
M - Adult	32.4	34.1	34.9	35.2	41.2
M - Yearling	16.4	15.4	15.4	16.8	15.3
M - Fawn	7.0	6.8	9.1	6.9	4.7
F - Adult	38.2	38.3	33.2	35.0	33.6
F - Fawn	6.0	5.4	7.5	6.1	5.1

M - Adult = 2.5 and older; F - Adult = 1.5 and older



Recent Harvest (all seasons)





WHITE-TAILED DEER SUMMARY 2023-2024: EFFINGHAM COUNTY

Forest Wildlife Program, Illinois Department of Natural Resources



County Size: 480 square miles

Year Opened to Deer Hunting: 1971

Record Harvest: 1,864 (2023)

Average Harvest (previous 10 years): 1,567

Total 2023-2024 Harvest (all seasons): 1,864

Permits issued/quota 2023-2024 (excludes landowner; archery and youth are statewide):

Firearm: 2700/2700 **Muzzle:** 335/340

Late Winter: 65

Chronic Wasting Disease Detected: No

Check Station Location: N/A

Late Winter Season in 2024-2025: Yes. Deer Vehicle Accident (DVA) rates (accidents per billion miles driven) are used as an index of deer population size. Counties remain or are added to Late Winter season if DVA rates are above goal, or other factors (excessive crop damage and/or disease issues) are present.

Last year in Late Winter: 2003 - Present

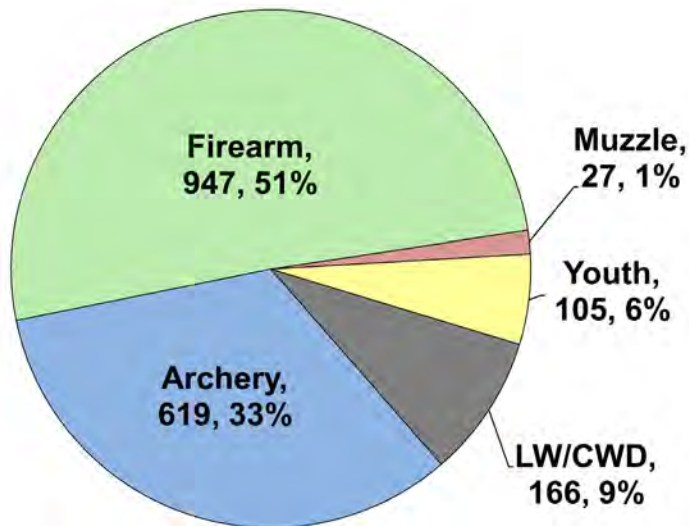
Recent Archery Harvest by Bow Type

Type	2019	2020	2021	2022	2023
Compound	398	376	369	316	330
Crossbow	220	313	327	293	286
Traditional	2	2	8	3	3
Total	620	691	704	612	619

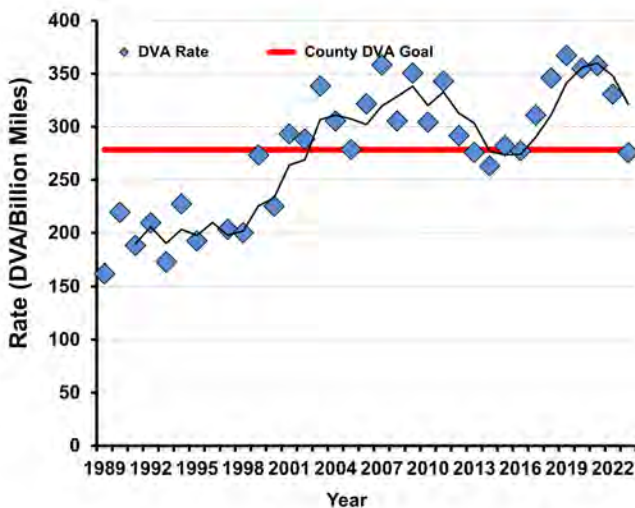
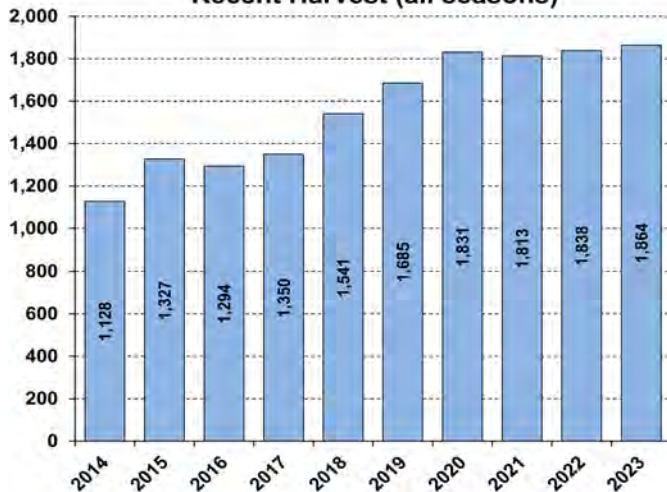
Age/Sex Composition of Recent Harvest (%)

	2019	2020	2021	2022	2023
M - Adult	25.4	25.2	27.6	22.4	27.8
M - Yearling	18.5	18.5	17.9	17.0	18.5
M - Fawn	9.1	10.0	11.8	11.1	8.2
F - Adult	38.8	37.8	35.1	39.5	38.5
F - Fawn	8.2	8.5	7.6	10.0	7.0

M - Adult = 2.5 and older; F - Adult = 1.5 and older



Recent Harvest (all seasons)





WHITE-TAILED DEER SUMMARY 2023-2024: FAYETTE COUNTY

Forest Wildlife Program, Illinois Department of Natural Resources



County Size: 726 square miles

Year Opened to Deer Hunting: 1960

Record Harvest: 3,511 (2005)

Average Harvest (previous 10 years): 2,636

Total 2023-2024 Harvest (all seasons): 3,221

Permits issued/quota 2023-2024 (excludes landowner; archery and youth are statewide):

Firearm: 3400/3400 **Muzzle:** 475/475

Chronic Wasting Disease Detected: No

Check Station Location: N/A

Late Winter/CWD Season in 2024-2025: No. Deer Vehicle Accident (DVA) rates (accidents per billion miles driven) are used as an index of deer population size. Counties are closed to Late Winter/CWD season if DVA rates remain below goal, unless other factors (excessive crop damage and/or disease issues) are present.

Last year in Late Winter/CWD: 2014

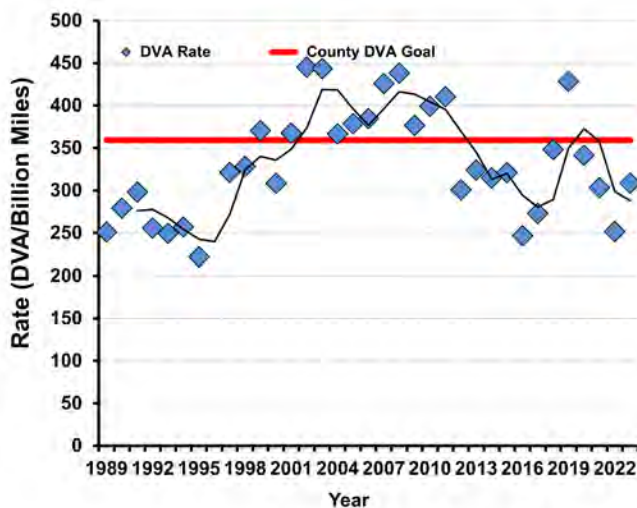
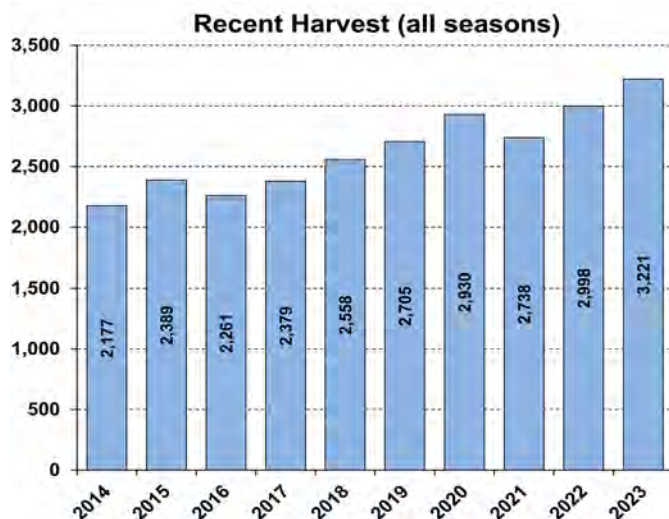
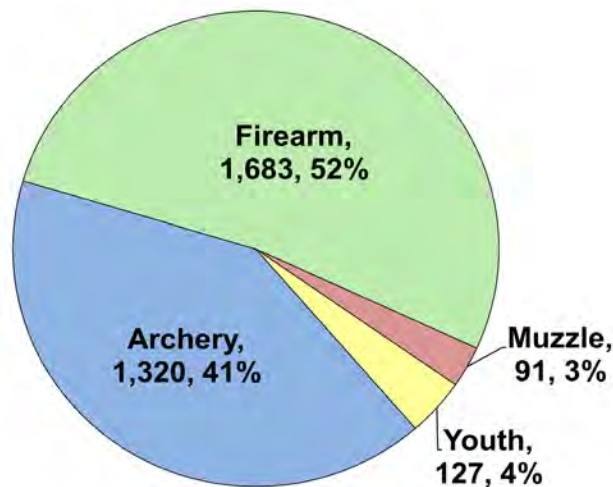
Recent Archery Harvest by Bow Type

Type	2019	2020	2021	2022	2023
Compound	626	658	542	545	633
Crossbow	453	552	542	591	678
Traditional	5	5	5	8	9
Total	1084	1215	1089	1144	1320

Age/Sex Composition of Recent Harvest (%)

	2019	2020	2021	2022	2023
M - Adult	29.5	31.2	31.1	27.2	31.9
M - Yearling	19.1	17.1	16.0	17.0	17.5
M - Fawn	8.2	9.0	10.0	10.5	7.2
F - Adult	36.4	35.6	34.4	36.5	36.3
F - Fawn	6.8	7.2	8.4	8.8	7.2

M - Adult = 2.5 and older; F - Adult = 1.5 and older





WHITE-TAILED DEER SUMMARY 2023-2024: FORD COUNTY

Forest Wildlife Program, Illinois Department of Natural Resources



County Size: 486 square miles

Year Opened to Deer Hunting: 1974

Record Harvest: 260 (2005)

Average Harvest (previous 10 years): 181

Total 2023-2024 Harvest (all seasons): 194

Permits issued/quota 2023-2024 (excludes landowner; archery and youth are statewide):

Firearm: 325/325 **Muzzle:** 76/100

Chronic Wasting Disease Detected: Yes

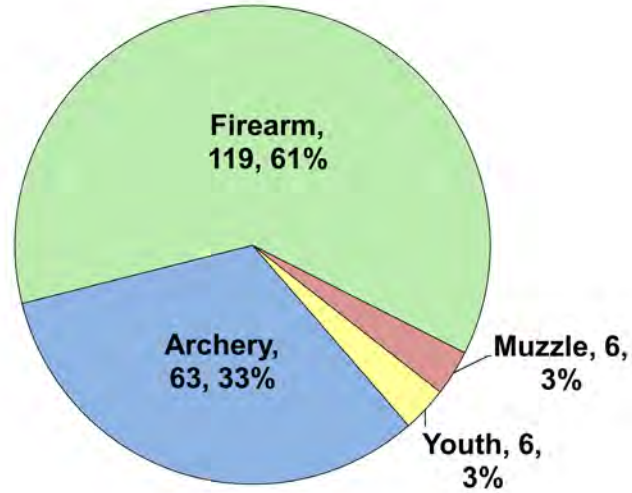
Check Station Location: N/A

Late Winter/CWD Season in 2024-2025: Yes. CWD was detected in this county in 2023. CWD season allows for extra hunter harvest to reduce deer density and disease transmission.

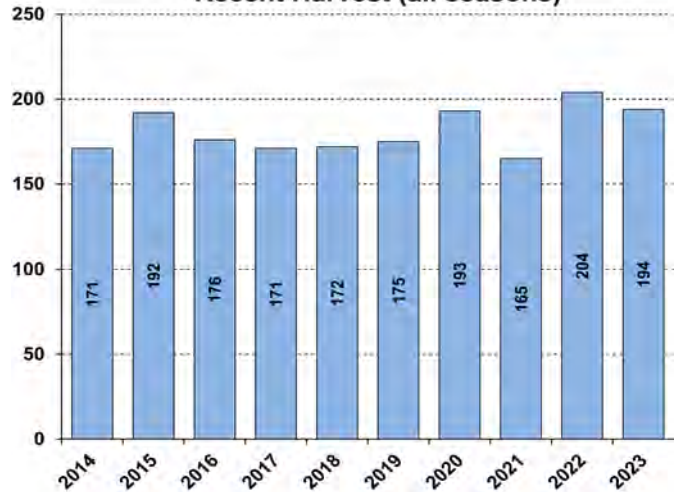
Last year in Late Winter/CWD: Never.

Number tested for CWD in 2023-24:

CWD positive deer in 2023-24: 1



Recent Harvest (all seasons)



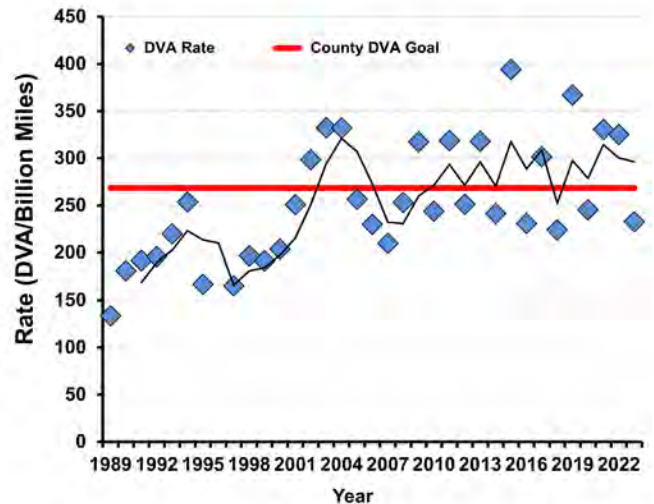
Recent Archery Harvest by Bow Type

Type	2019	2020	2021	2022	2023
Compound	32	28	26	23	28
Crossbow	27	34	25	44	34
Traditional	0	0	0	0	1
Total	59	62	51	67	63

Age/Sex Composition of Recent Harvest (%)

	2019	2020	2021	2022	2023
M - Adult	32.6	42.5	43.0	46.6	48.5
M - Yearling	22.9	21.2	21.8	21.6	15.5
M - Fawn	9.7	5.2	8.5	4.4	4.6
F - Adult	29.1	29.5	24.2	22.5	29.9
F - Fawn	5.7	1.6	2.4	4.9	1.5

M - Adult = 2.5 and older; F - Adult = 1.5 and older





WHITE-TAILED DEER SUMMARY 2023-2024: FRANKLIN COUNTY

Forest Wildlife Program, Illinois Department of Natural Resources



County Size: 432 square miles

Year Opened to Deer Hunting: 1962

Record Harvest: 2,723 (2019)

Average Harvest (previous 10 years): 2,534

Total 2023-2024 Harvest (all seasons): 2,634

Permits issued/quota 2023-2024 (excludes landowner; archery and youth are statewide):

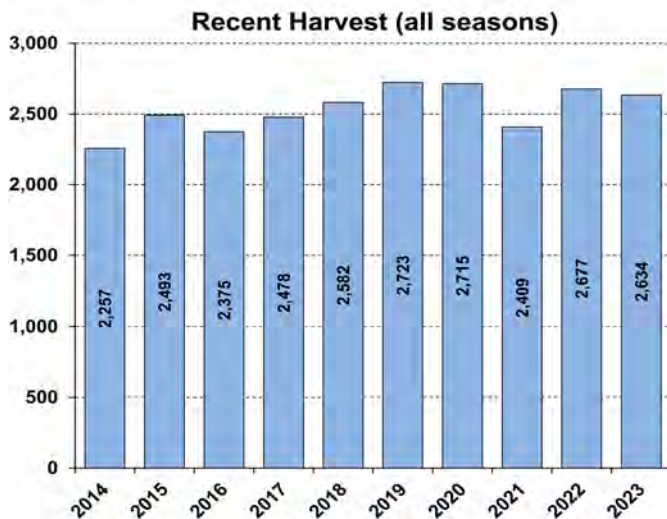
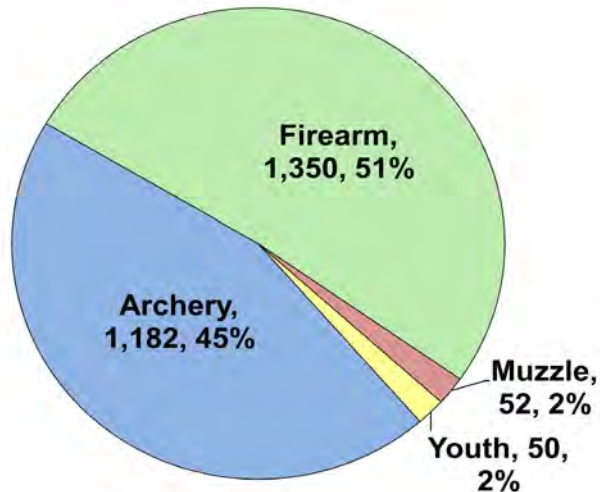
Firearm: 3000/3000 **Muzzle:** 376/400

Chronic Wasting Disease Detected: No

Check Station Location: N/A

Late Winter/CWD Season in 2024-2025: No. Deer Vehicle Accident (DVA) rates (accidents per billion miles driven) are used as an index of deer population size. Counties are closed to Late Winter/CWD season if DVA rates remain below goal, unless other factors (excessive crop damage and/or disease issues) are present.

Last year in Late Winter/CWD: 2009



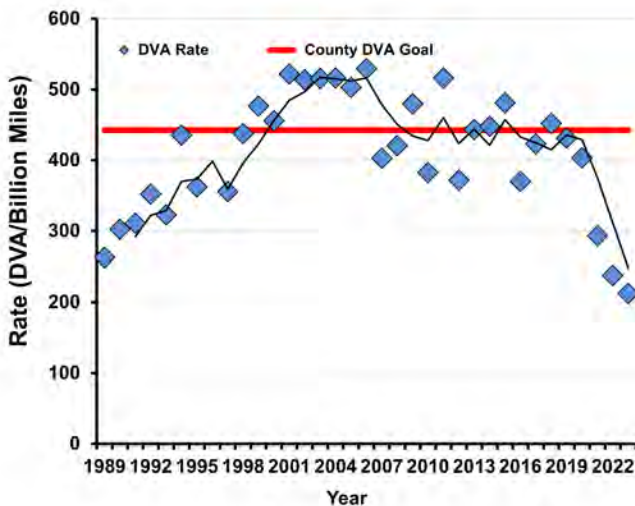
Recent Archery Harvest by Bow Type

Type	2019	2020	2021	2022	2023
Compound	718	693	534	558	559
Crossbow	512	641	584	604	610
Traditional	10	10	6	15	13
Total	1240	1344	1124	1177	1182

Age/Sex Composition of Recent Harvest (%)

	2019	2020	2021	2022	2023
M - Adult	25.4	26.4	26.5	25.8	29.3
M - Yearling	16.6	17.3	16.4	16.0	17.4
M - Fawn	7.5	7.8	7.9	8.8	7.1
F - Adult	42.7	42.2	42.2	43.2	40.5
F - Fawn	7.8	6.4	6.9	6.2	5.7

M - Adult = 2.5 and older; F - Adult = 1.5 and older





WHITE-TAILED DEER SUMMARY 2023-2024: FULTON COUNTY

Forest Wildlife Program, Illinois Department of Natural Resources



County Size: 884 square miles

Year Opened to Deer Hunting: 1957

Record Harvest: 5,717 (2012)

Average Harvest (previous 10 years): 4,027

Total 2023-2024 Harvest (all seasons): 3,924

Permits issued/quota 2023-2024 (excludes landowner; archery and youth are statewide):

Firearm: 5690/6200 **Muzzle:** 772/965

Late Winter: 98

Chronic Wasting Disease Detected: No

Check Station Location: N/A

Late Winter Season in 2024-2025: Yes. Deer Vehicle Accident (DVA) rates (accidents per billion miles driven) are used as an index of deer population size. Counties remain or are added to Late Winter season if DVA rates are above goal, or other factors (excessive crop damage and/or disease issues) are present.

Last year in Late Winter: 2003 - Present

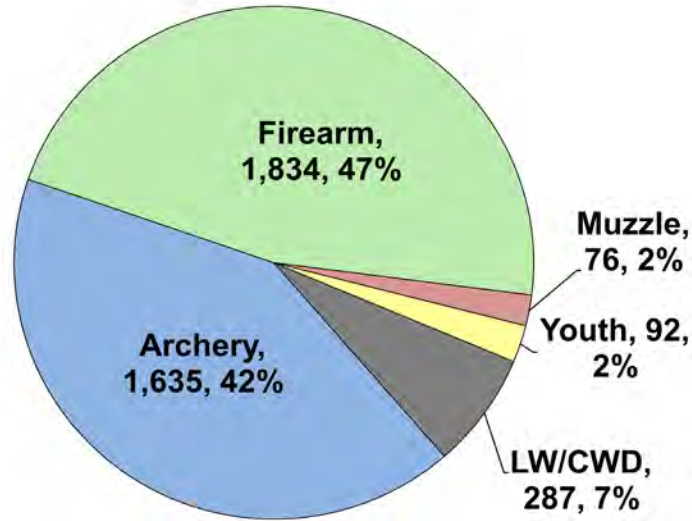
Recent Archery Harvest by Bow Type

Type	2019	2020	2021	2022	2023
Compound	1014	871	809	733	782
Crossbow	702	779	744	775	816
Traditional	32	51	33	37	37
Total	1748	1701	1586	1545	1635

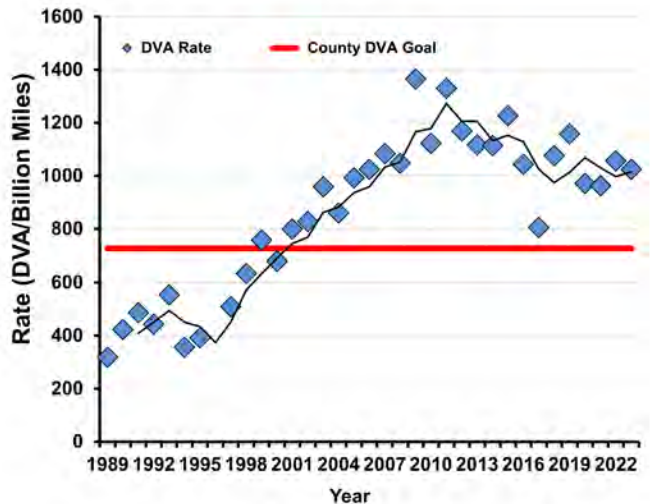
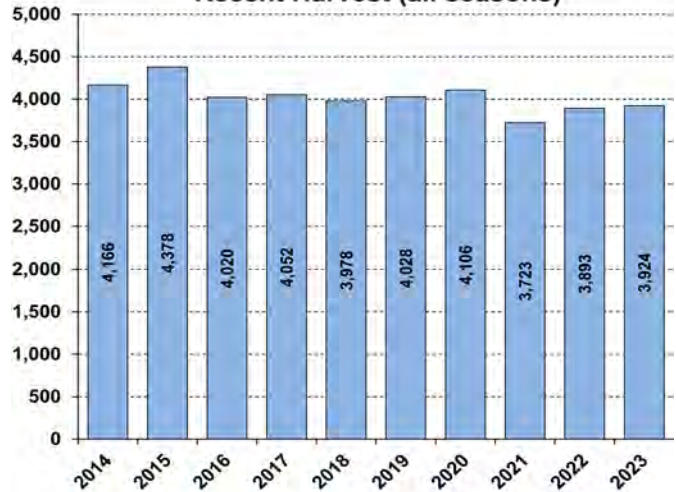
Age/Sex Composition of Recent Harvest (%)

	2019	2020	2021	2022	2023
M - Adult	29.1	29.8	32.3	31.8	31.4
M - Yearling	17.3	13.3	15.1	13.7	15.2
M - Fawn	7.8	8.4	8.0	8.4	8.2
F - Adult	39.7	42.5	37.3	39.5	38.7
F - Fawn	6.2	6.0	7.3	6.6	6.5

M - Adult = 2.5 and older; F - Adult = 1.5 and older



Recent Harvest (all seasons)





WHITE-TAILED DEER SUMMARY 2023-2024: GALLATIN COUNTY

Forest Wildlife Program, Illinois Department of Natural Resources



County Size: 328 square miles

Year Opened to Deer Hunting: 1957

Record Harvest: 1,091 (2009)

Average Harvest (previous 10 years): 773

Total 2023-2024 Harvest (all seasons): 737

Permits issued/quota 2023-2024 (excludes landowner; archery and youth are statewide):

Firearm: 1321/1450 **Muzzle:** 115/125

Chronic Wasting Disease Detected: No

Check Station Location: N/A

Late Winter/CWD Season in 2024-2025: No. Deer Vehicle Accident (DVA) rates (accidents per billion miles driven) are used as an index of deer population size. Counties are closed to Late Winter/CWD season if DVA rates remain below goal, unless other factors (excessive crop damage and/or disease issues) are present.

Last year in Late Winter/CWD: Never

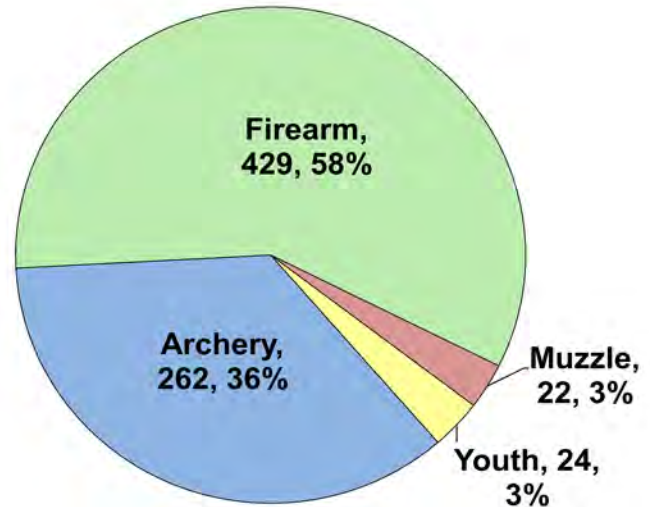
Recent Archery Harvest by Bow Type

Type	2019	2020	2021	2022	2023
Compound	202	190	156	156	131
Crossbow	111	153	126	164	128
Traditional	2	6	4	6	3
Total	315	349	286	326	262

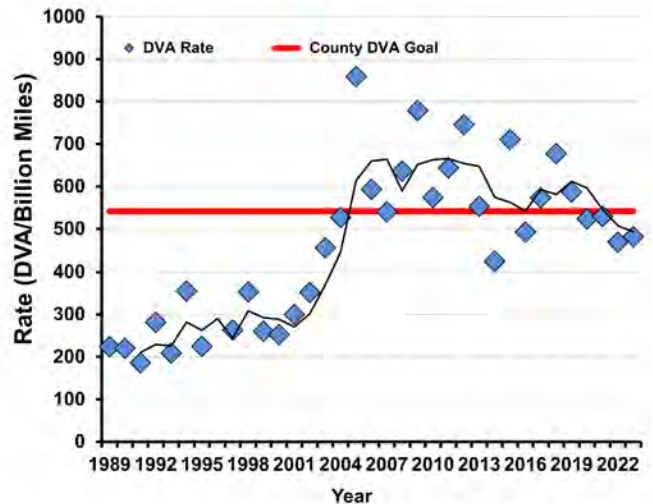
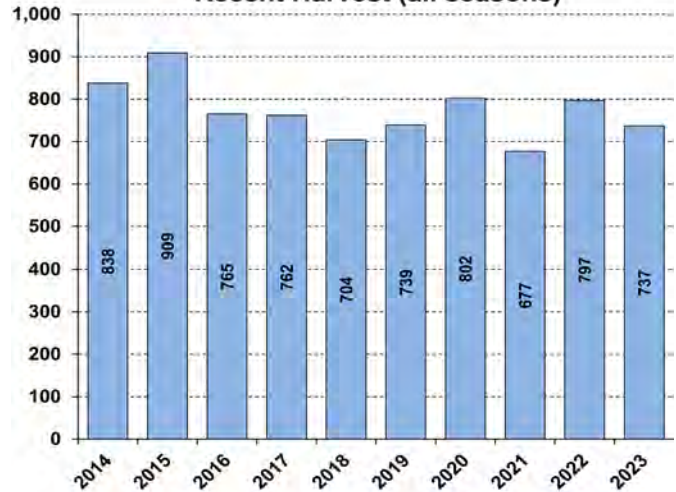
Age/Sex Composition of Recent Harvest (%)

	2019	2020	2021	2022	2023
M - Adult	34.8	36.4	35.6	36.9	37.4
M - Yearling	17.3	15.6	16.7	16.6	17.2
M - Fawn	7.0	6.2	8.6	5.9	6.4
F - Adult	34.4	37.5	32.8	35.9	33.6
F - Fawn	6.5	4.2	6.4	4.8	5.3

M - Adult = 2.5 and older; F - Adult = 1.5 and older



Recent Harvest (all seasons)





WHITE-TAILED DEER SUMMARY 2023-2024: GREENE COUNTY

Forest Wildlife Program, Illinois Department of Natural Resources



County Size: 548 square miles

Year Opened to Deer Hunting: 1960

Record Harvest: 3,241 (2004)

Average Harvest (previous 10 years): 1,969

Total 2023-2024 Harvest (all seasons): 2,114

Permits issued/quota 2023-2024 (excludes landowner; archery and youth are statewide):

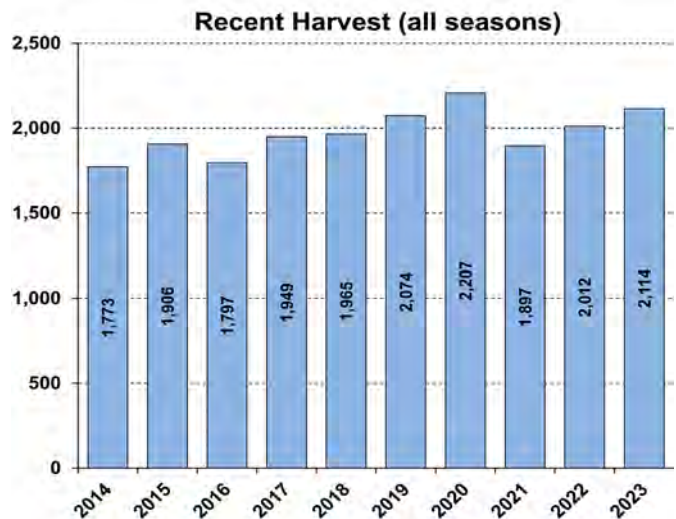
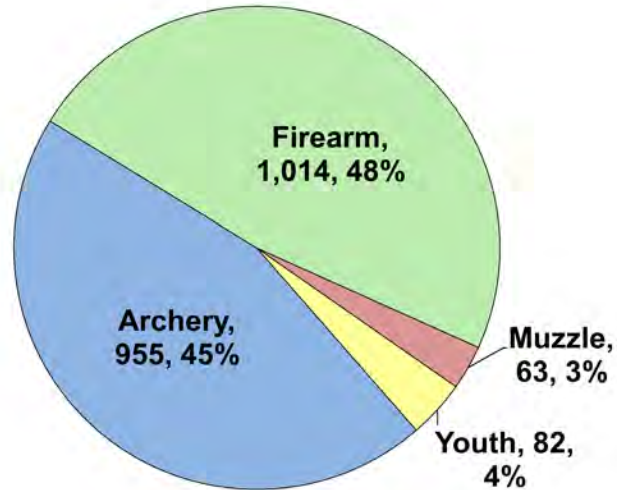
Firearm: 1750/1750 **Muzzle:** 275/275

Chronic Wasting Disease Detected: No

Check Station Location: N/A

Late Winter/CWD Season in 2024-2025: No. Deer Vehicle Accident (DVA) rates (accidents per billion miles driven) are used as an index of deer population size. Counties are closed to Late Winter/CWD season if DVA rates remain below goal, unless other factors (excessive crop damage and/or disease issues) are present.

Last year in Late Winter/CWD: 2013



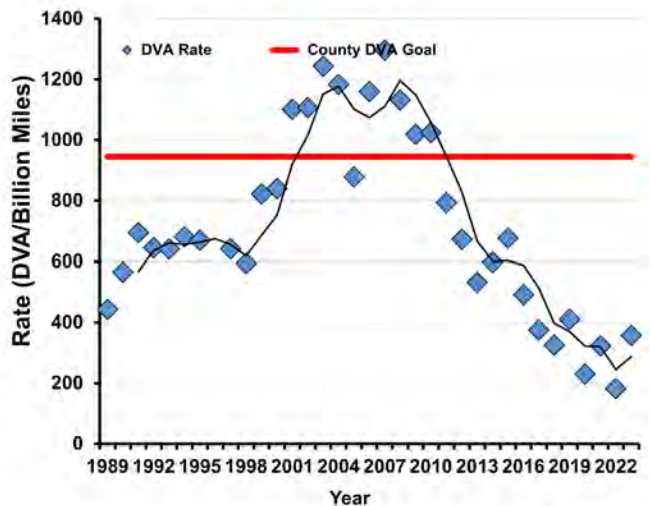
Recent Archery Harvest by Bow Type

Type	2019	2020	2021	2022	2023
Compound	529	542	440	433	492
Crossbow	373	473	393	459	453
Traditional	11	15	10	8	10
Total	913	1030	843	900	955

Age/Sex Composition of Recent Harvest (%)

	2019	2020	2021	2022	2023
M - Adult	29.8	30.2	28.9	30.7	33.2
M - Yearling	15.1	11.9	11.6	12.2	13.1
M - Fawn	8.3	9.5	10.2	9.5	6.8
F - Adult	39.1	40.6	38.9	39.9	39.0
F - Fawn	7.7	7.8	10.4	7.7	8.0

M - Adult = 2.5 and older; F - Adult = 1.5 and older





WHITE-TAILED DEER SUMMARY 2023-2024: GRUNDY COUNTY

Forest Wildlife Program, Illinois Department of Natural Resources



County Size: 430 square miles

Year Opened to Deer Hunting: 1966

Record Harvest: 1,157 (2007)

Average Harvest (previous 10 years): 718

Total 2023-2024 Harvest (all seasons): 727

Permits issued/quota 2023-2024 (excludes landowner; archery and youth are statewide):

Firearm: 1113/1850 **Muzzle:** 132/475

CWD: 43

Chronic Wasting Disease Detected: Yes

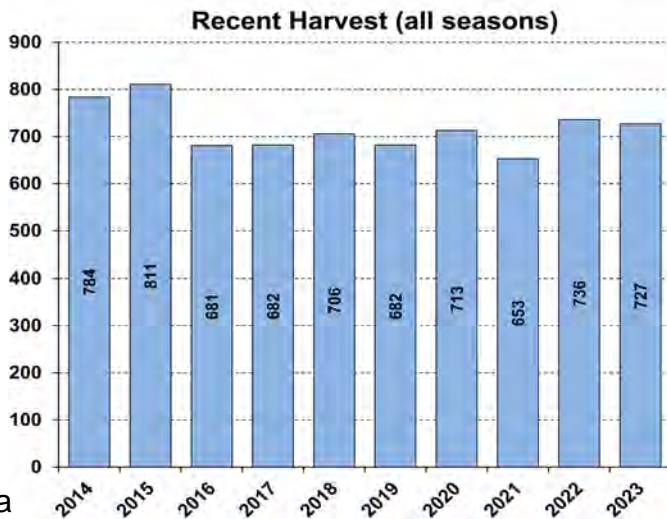
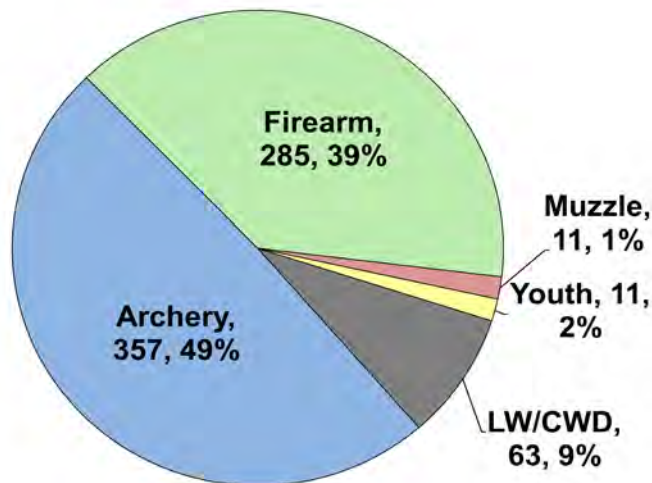
Check Station Location: Gebhard Woods SP

CWD Season in 2024-2025: Yes. CWD has and continues to be detected in this county. CWD season allows for extra hunter harvest to reduce deer density and disease transmission.

Number tested for CWD in 2023-24: 300

CWD positive deer in 2023-24: 45

IDNR sharpshooting: 105 deer were removed via sharpshooting which is used to supplement hunter harvest, allows localized deer reductions in known CWD positive areas to reduce transmission rates and environmental contamination.



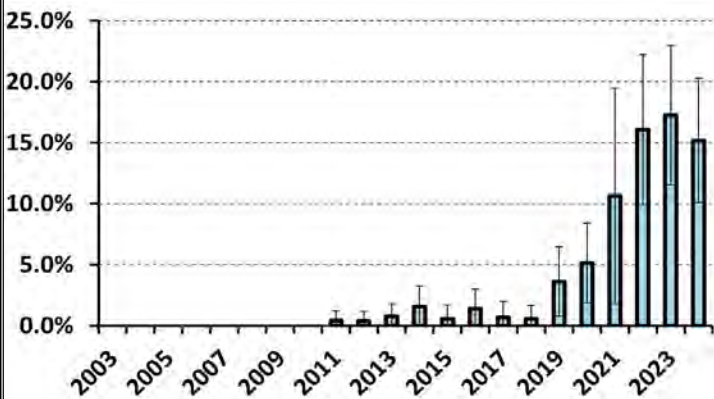
Recent Archery Harvest by Bow Type

Type	2019	2020	2021	2022	2023
Compound	220	201	169	191	172
Crossbow	134	157	149	176	184
Traditional	2	7	1	4	1
Total	356	365	319	371	357

Age/Sex Composition of Recent Harvest (%)

	2019	2020	2021	2022	2023
M - Adult	28.0	25.1	28.7	30.3	32.7
M - Yearling	18.5	20.1	22.6	16.8	21.2
M - Fawn	7.9	10.5	7.7	8.8	7.3
F - Adult	39.9	38.6	35.0	36.1	33.6
F - Fawn	5.7	5.8	6.0	7.9	5.2

M - Adult = 2.5 and older; F - Adult = 1.5 and older





WHITE-TAILED DEER SUMMARY 2023-2024: HAMILTON COUNTY

Forest Wildlife Program, Illinois Department of Natural Resources



County Size: 436 square miles

Year Opened to Deer Hunting: 1961

Record Harvest: 2,404 (2005)

Average Harvest (previous 10 years): 2,121

Total 2023-2024 Harvest (all seasons): 2,361

Permits issued/quota 2023-2024 (excludes landowner; archery and youth are statewide):

Firearm: 2400/2400 **Muzzle:** 350/350

Late Winter: 140

Chronic Wasting Disease Detected: No

Check Station Location: N/A

Late Winter Season in 2024-2025: Yes. Deer Vehicle Accident (DVA) rates (accidents per billion miles driven) are used as an index of deer population size. Counties remain or are added to Late Winter season if DVA rates are above goal, or other factors (excessive crop damage and/or disease issues) are present.

Last year in Late Winter: 2005 - Present

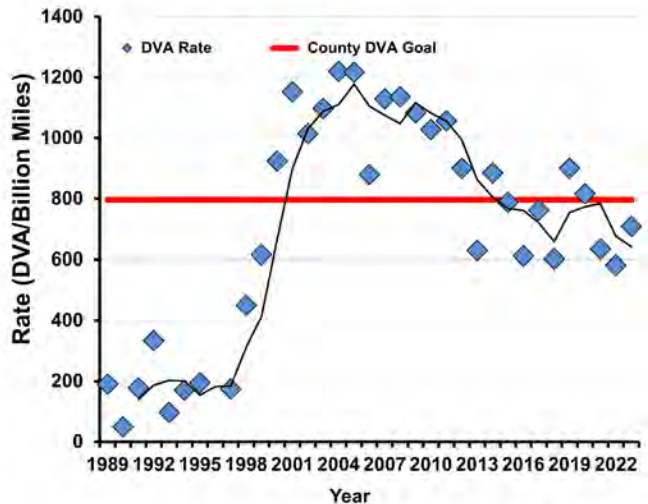
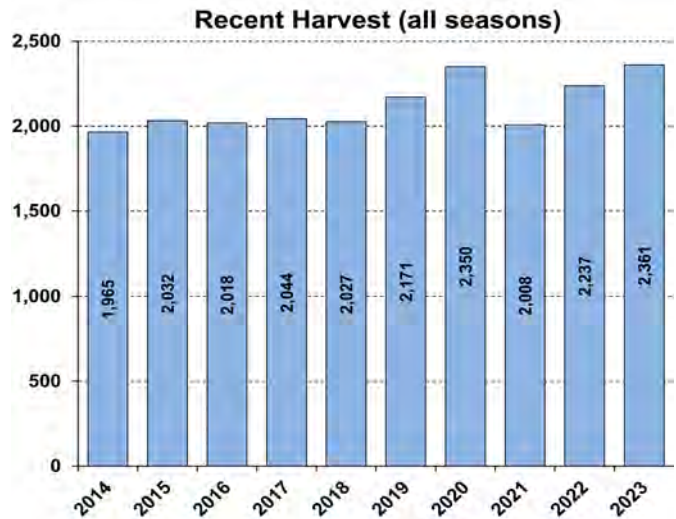
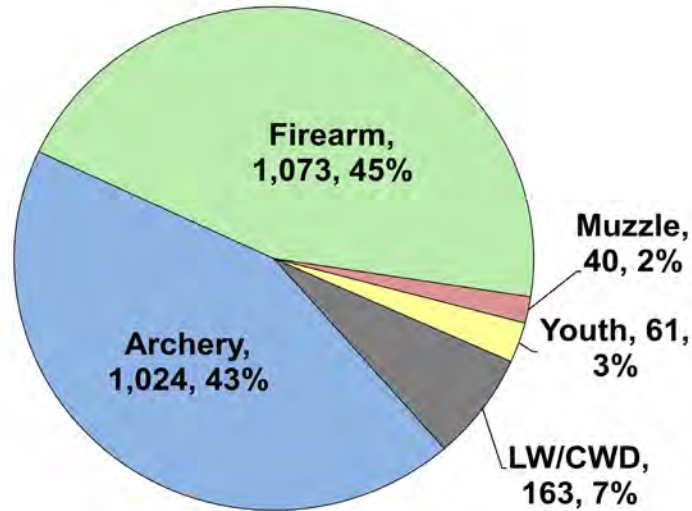
Recent Archery Harvest by Bow Type

Type	2019	2020	2021	2022	2023
Compound	459	503	388	398	468
Crossbow	396	484	402	498	543
Traditional	21	18	12	12	13
Total	876	1005	802	908	1024

Age/Sex Composition of Recent Harvest (%)

	2019	2020	2021	2022	2023
M - Adult	30.1	31.3	34.9	31.5	35.2
M - Yearling	17.2	14.9	14.2	14.2	13.8
M - Fawn	6.2	6.1	6.2	6.7	5.8
F - Adult	39.4	41.0	38.4	41.8	39.6
F - Fawn	7.0	6.8	6.2	5.8	5.6

M - Adult = 2.5 and older; F - Adult = 1.5 and older





WHITE-TAILED DEER SUMMARY 2023-2024: HANCOCK COUNTY

Forest Wildlife Program, Illinois Department of Natural Resources



County Size: 816 square miles

Year Opened to Deer Hunting: 1957

Record Harvest: 3,661 (2008)

Average Harvest (previous 10 years): 2,745

Total 2023-2024 Harvest (all seasons): 2,850

Permits issued/quota 2023-2024 (excludes landowner; archery and youth are statewide):

Firearm: 4086/4200 **Muzzle:** 578/665

Late Winter: 66

Chronic Wasting Disease Detected: No

Check Station Location: N/A

Late Winter Season in 2024-2025: Yes. Deer Vehicle Accident (DVA) rates (accidents per billion miles driven) are used as an index of deer population size. Counties remain or are added to Late Winter season if DVA rates are above goal, or other factors (excessive crop damage and/or disease issues) are present.

Last year in Late Winter: 2022 - Present

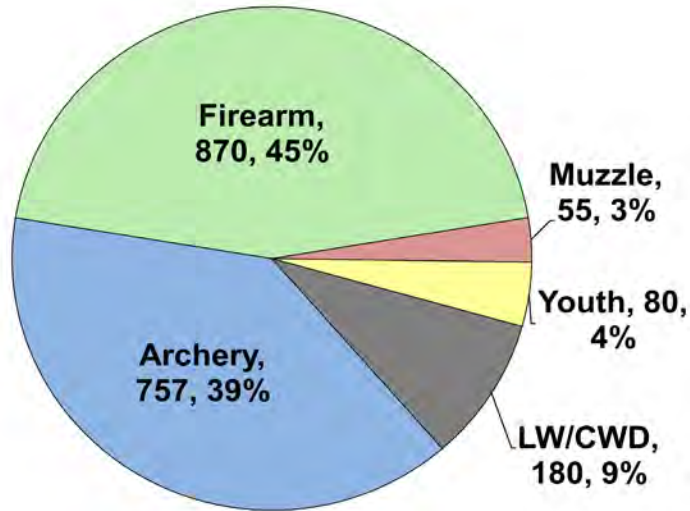
Recent Archery Harvest by Bow Type

Type	2019	2020	2021	2022	2023
Compound	503	451	445	407	372
Crossbow	362	399	402	412	372
Traditional	11	13	15	8	13
Total	876	863	862	827	757

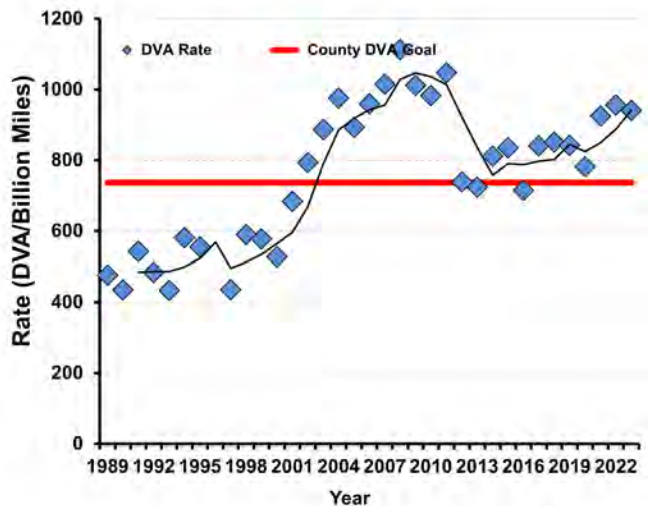
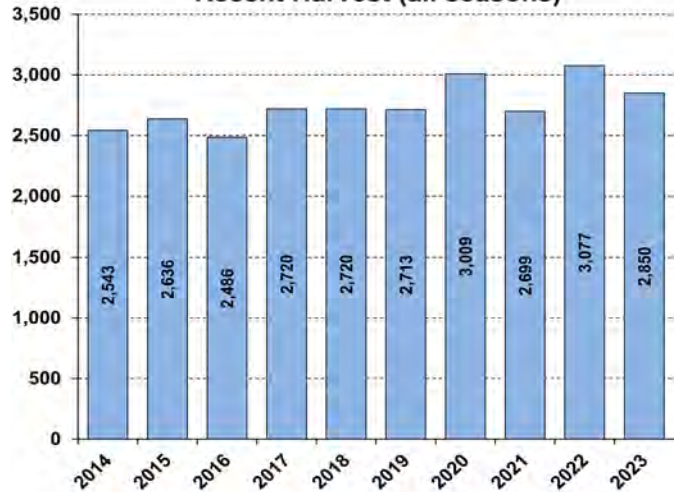
Age/Sex Composition of Recent Harvest (%)

	2019	2020	2021	2022	2023
M - Adult	32.5	33.7	34.9	34.0	37.0
M - Yearling	12.8	11.4	10.7	11.0	10.7
M - Fawn	8.5	8.6	8.1	7.8	8.1
F - Adult	38.0	39.7	38.7	40.5	37.5
F - Fawn	8.2	6.7	7.5	6.7	6.7

M - Adult = 2.5 and older; F - Adult = 1.5 and older



Recent Harvest (all seasons)





WHITE-TAILED DEER SUMMARY 2023-2024: HENDERSON COUNTY

Forest Wildlife Program, Illinois Department of Natural Resources



County Size: 397 square miles

Year Opened to Deer Hunting: 1957

Record Harvest: 1,247 (2005)

Average Harvest (previous 10 years): 890

Total 2023-2024 Harvest (all seasons): 952

Permits issued/quota 2023-2024 (excludes landowner; archery and youth are statewide):

Firearm: 1334/1350 **Muzzle:** 190/210

Late Winter: 30

Chronic Wasting Disease Detected: No

Check Station Location: N/A

Late Winter Season in 2024-2025: Yes. Deer Vehicle Accident (DVA) rates (accidents per billion miles driven) are used as an index of deer population size. Counties remain or are added to Late Winter season if DVA rates are above goal, or other factors (excessive crop damage and/or disease issues) are present.

Last year in Late Winter: 2007 - Present

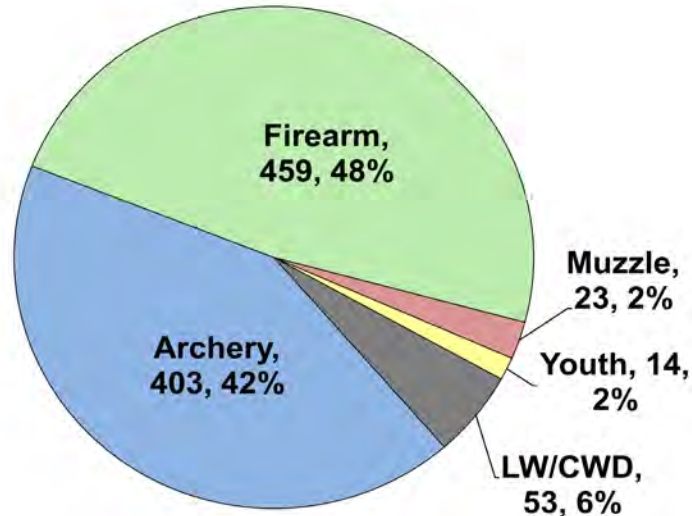
Recent Archery Harvest by Bow Type

Type	2019	2020	2021	2022	2023
Compound	160	206	184	165	196
Crossbow	148	196	199	194	203
Traditional	4	7	4	6	4
Total	312	409	387	365	403

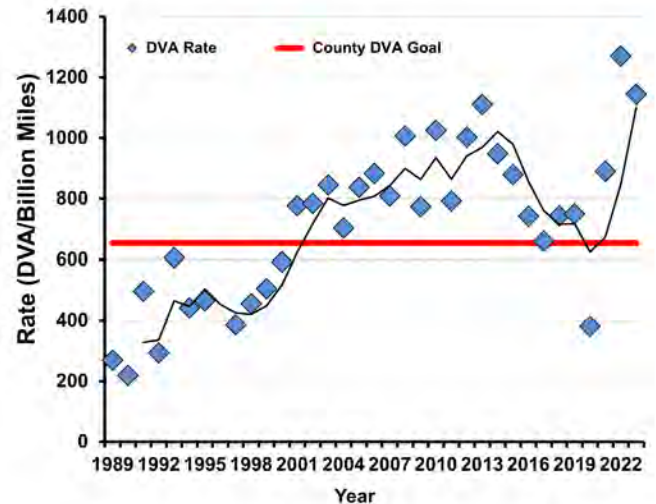
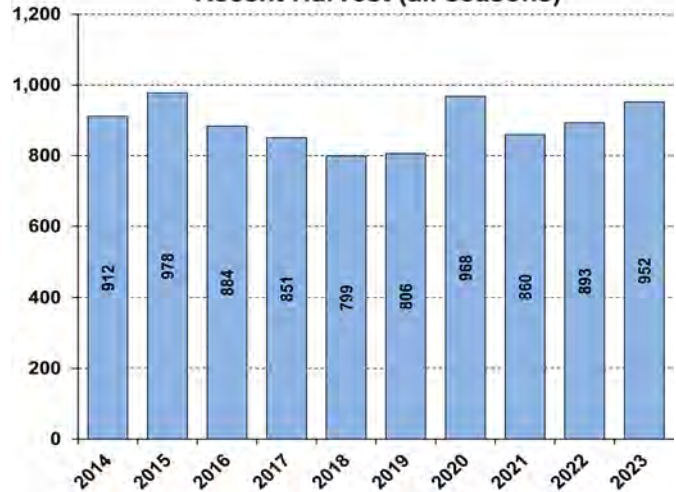
Age/Sex Composition of Recent Harvest (%)

	2019	2020	2021	2022	2023
M - Adult	30.5	28.8	32.3	33.5	34.1
M - Yearling	17.4	17.5	15.1	14.9	16.5
M - Fawn	8.8	7.5	9.1	7.8	8.6
F - Adult	35.7	39.0	36.2	38.0	33.5
F - Fawn	7.6	7.1	7.3	5.8	7.2

M - Adult = 2.5 and older; F - Adult = 1.5 and older



Recent Harvest (all seasons)





WHITE-TAILED DEER SUMMARY 2023-2024: HARDIN COUNTY

Forest Wildlife Program, Illinois Department of Natural Resources



County Size: 181 square miles

Year Opened to Deer Hunting: 1957

Record Harvest: 1,667 (2011)

Average Harvest (previous 10 years): 1,306

Total 2023-2024 Harvest (all seasons): 1,074

Permits issued/quota 2023-2024 (excludes landowner; archery and youth are statewide):

Firearm: 2000/2000 **Muzzle:** 211/235

Chronic Wasting Disease Detected: No

Check Station Location: N/A

Late Winter/CWD Season in 2024-2025: No. Deer Vehicle Accident (DVA) rates (accidents per billion miles driven) are used as an index of deer population size. Counties are closed to Late Winter/CWD season if DVA rates remain below goal, unless other factors (excessive crop damage and/or disease issues) are present.

Last year in Late Winter/CWD: Never

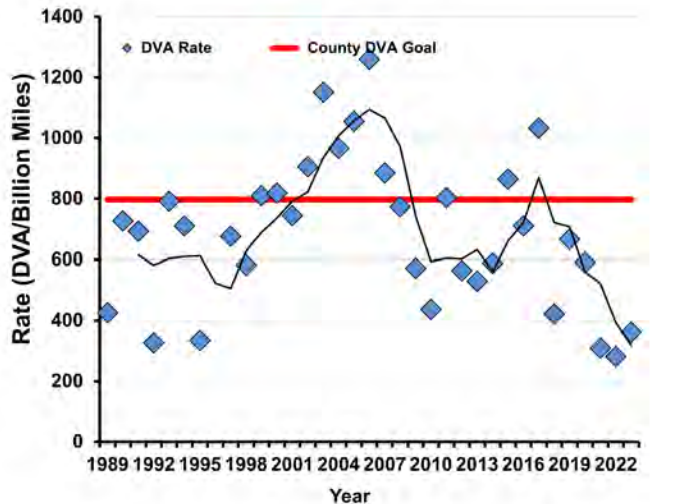
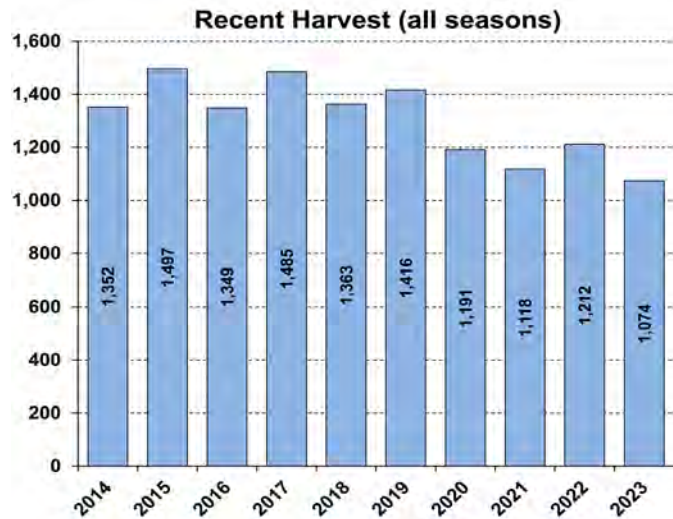
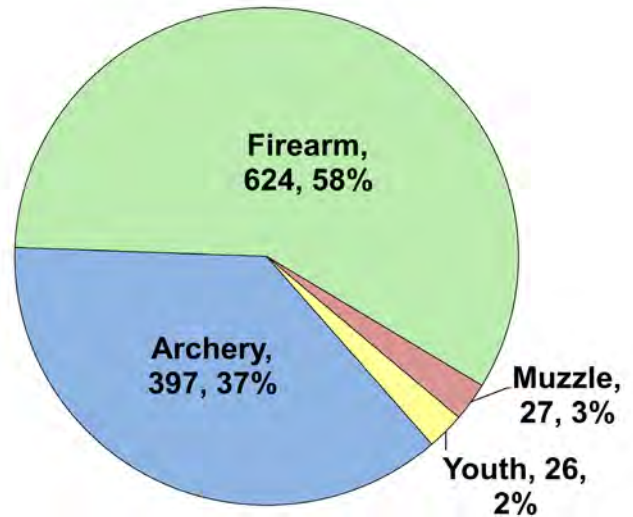
Recent Archery Harvest by Bow Type

Type	2019	2020	2021	2022	2023
Compound	236	189	183	182	182
Crossbow	250	262	222	241	210
Traditional	9	6	3	9	5
Total	495	457	408	432	397

Age/Sex Composition of Recent Harvest (%)

	2019	2020	2021	2022	2023
M - Adult	24.9	26.1	24.9	22.7	25.8
M - Yearling	18.6	19.1	21.2	22.7	23.1
M - Fawn	7.8	7.6	9.7	10.7	9.1
F - Adult	40.9	40.3	36.2	38.9	37.3
F - Fawn	7.8	7.0	8.0	5.0	4.7

M - Adult = 2.5 and older; F - Adult = 1.5 and older





WHITE-TAILED DEER SUMMARY 2023-2024: HENRY COUNTY

Forest Wildlife Program, Illinois Department of Natural Resources



County Size: 826 square miles

Year Opened to Deer Hunting: 1962

Record Harvest: 1,634 (2007)

Average Harvest (previous 10 years): 1,063

Total 2023-2024 Harvest (all seasons): 1,114

Permits issued/quota 2023-2024 (excludes landowner; archery and youth are statewide):

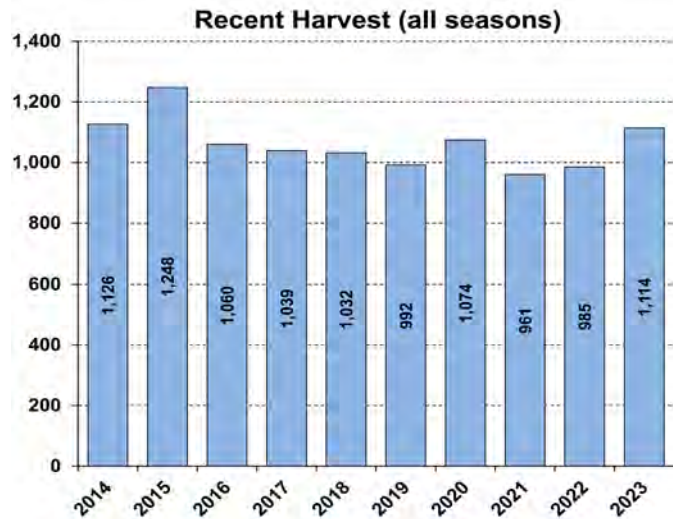
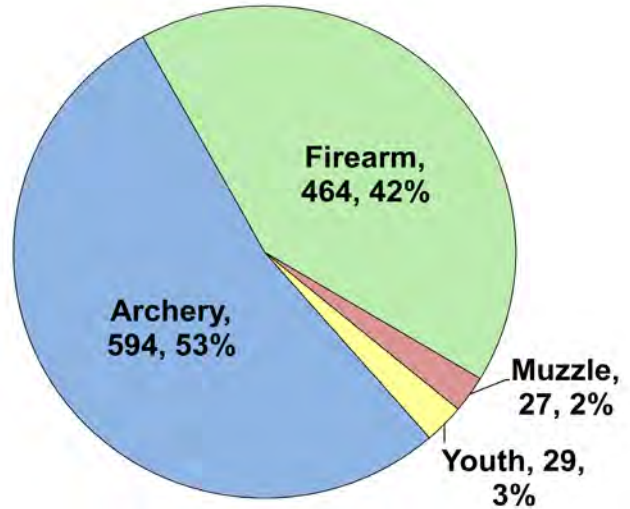
Firearm: 1000/1000 **Muzzle:** 325/325

Chronic Wasting Disease Detected: No

Check Station Location: N/A

Late Winter/CWD Season in 2024-2025: No. Deer Vehicle Accident (DVA) rates (accidents per billion miles driven) are used as an index of deer population size. Counties are closed to Late Winter/CWD season if DVA rates remain below goal, unless other factors (excessive crop damage and/or disease issues) are present.

Last year in Late Winter/CWD: 2012



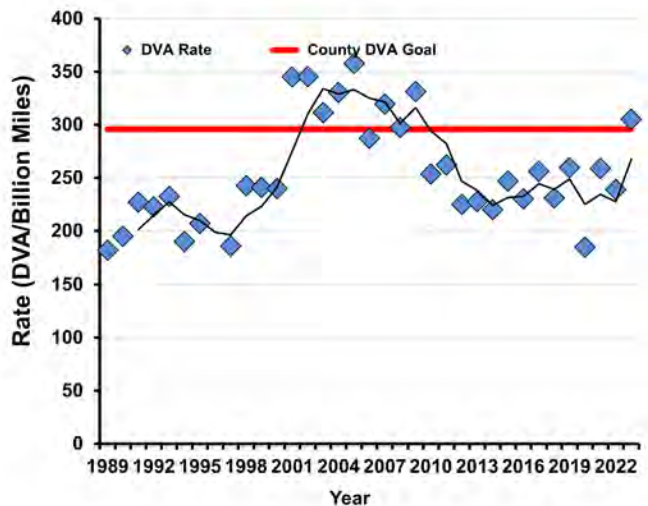
Recent Archery Harvest by Bow Type

Type	2019	2020	2021	2022	2023
Compound	268	267	210	195	230
Crossbow	263	309	299	308	362
Traditional	6	4	5	4	2
Total	537	580	514	507	594

Age/Sex Composition of Recent Harvest (%)

	2019	2020	2021	2022	2023
M - Adult	26.5	31.2	28.3	31.0	36.1
M - Yearling	18.1	15.6	20.1	19.9	18.9
M - Fawn	9.6	8.4	9.5	8.8	6.2
F - Adult	39.8	38.9	35.8	34.0	33.2
F - Fawn	5.9	5.9	6.3	6.3	5.7

M - Adult = 2.5 and older; F - Adult = 1.5 and older





WHITE-TAILED DEER SUMMARY 2023-2024: IROQUOIS COUNTY

Forest Wildlife Program, Illinois Department of Natural Resources



County Size: 1,119 square miles

Year Opened to Deer Hunting: 1974

Record Harvest: 1,368 (2012)

Average Harvest (previous 10 years): 965

Total 2023-2024 Harvest (all seasons): 1,042

Permits issued/quota 2023-2024 (excludes landowner; archery and youth are statewide):

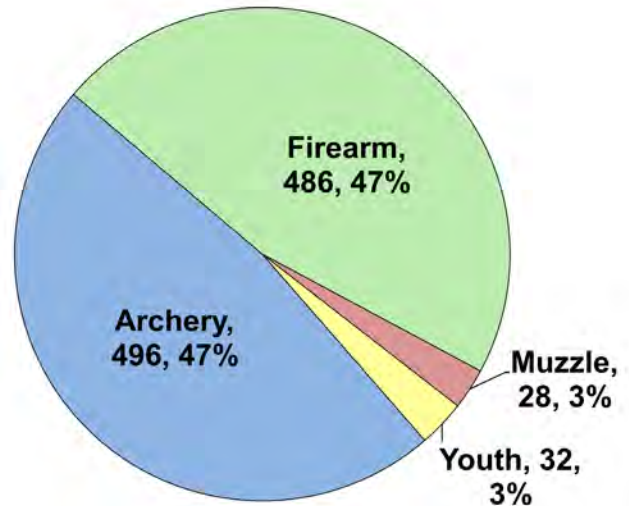
Firearm: 1100/1100 **Muzzle:** 400/400

Chronic Wasting Disease Detected: No

Check Station Location: N/A

Late Winter/CWD Season in 2024-2025: No. Deer Vehicle Accident (DVA) rates (accidents per billion miles driven) are used as an index of deer population size. Counties are closed to Late Winter/CWD season if DVA rates remain below goal, unless other factors (excessive crop damage and/or disease issues) are present.

Last year in Late Winter/CWD: Never



Recent Archery Harvest by Bow Type

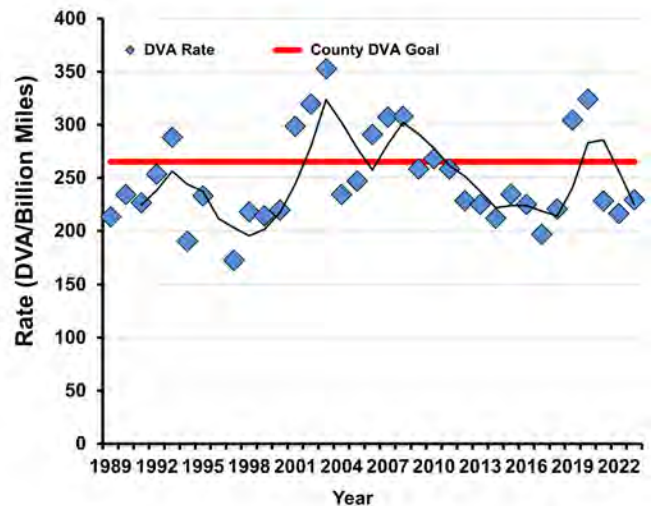
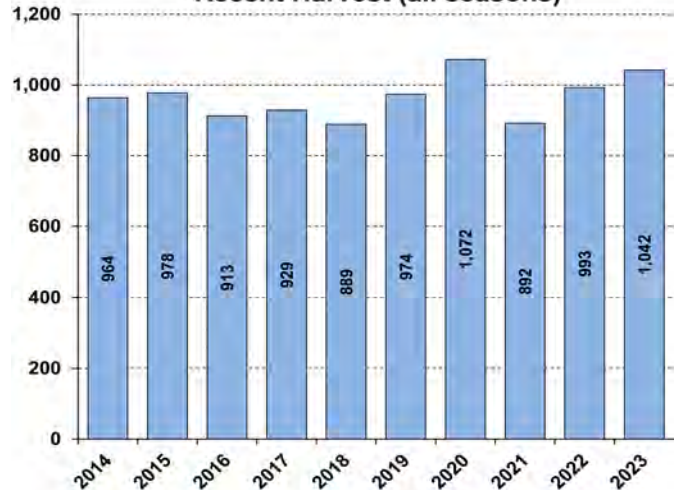
Type	2019	2020	2021	2022	2023
Compound	210	228	150	215	190
Crossbow	215	307	280	324	304
Traditional	3	2	4	2	2
Total	428	537	434	541	496

Age/Sex Composition of Recent Harvest (%)

	2019	2020	2021	2022	2023
M - Adult	31.8	36.9	38.1	35.3	40.3
M - Yearling	21.8	20.7	20.5	20.7	19.4
M - Fawn	7.3	6.6	7.1	6.7	6.2
F - Adult	35.1	30.9	28.8	32.6	30.1
F - Fawn	4.0	4.9	5.5	4.5	3.9

M - Adult = 2.5 and older; F - Adult = 1.5 and older

Recent Harvest (all seasons)





WHITE-TAILED DEER SUMMARY 2023-2024: JACKSON COUNTY

Forest Wildlife Program, Illinois Department of Natural Resources



County Size: 606 square miles

Year Opened to Deer Hunting: 1957

Record Harvest: 3,710 (2018)

Average Harvest (previous 10 years): 3,449

Total 2023-2024 Harvest (all seasons): 3,220

Permits issued/quota 2023-2024 (excludes landowner; archery and youth are statewide):

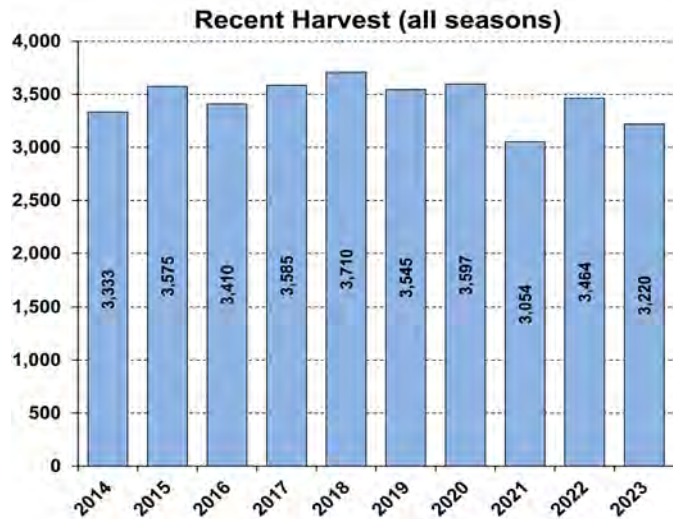
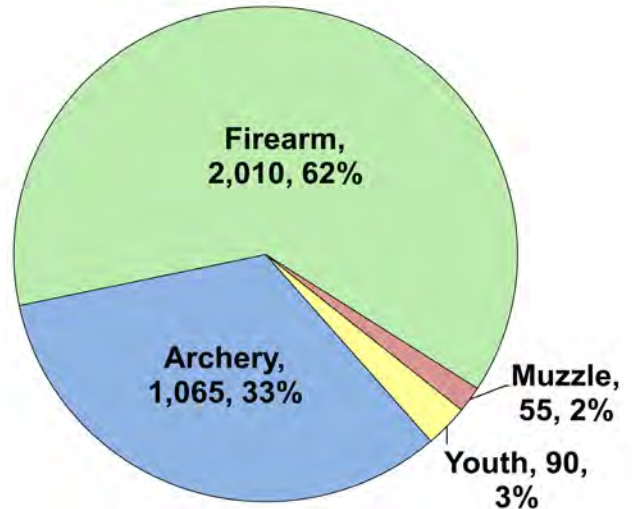
Firearm: 5400/5400 **Muzzle:** 476/590

Chronic Wasting Disease Detected: No

Check Station Location: N/A

Late Winter/CWD Season in 2024-2025: No. Deer Vehicle Accident (DVA) rates (accidents per billion miles driven) are used as an index of deer population size. Counties are closed to Late Winter/CWD season if DVA rates remain below goal, unless other factors (excessive crop damage and/or disease issues) are present.

Last year in Late Winter/CWD: 2009



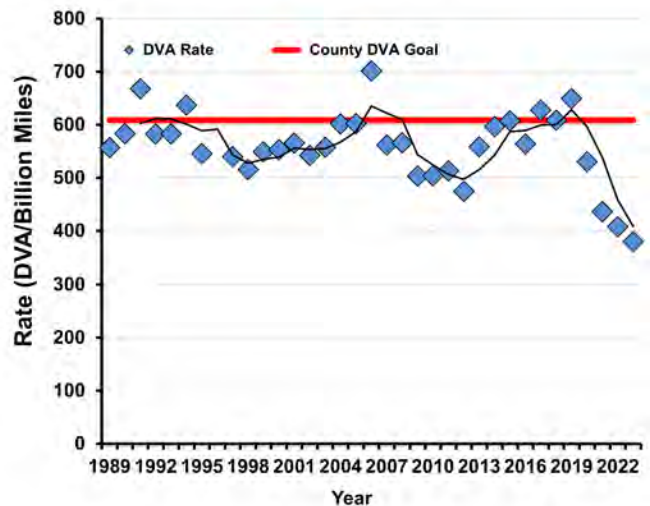
Recent Archery Harvest by Bow Type

Type	2019	2020	2021	2022	2023
Compound	662	664	462	488	441
Crossbow	590	711	609	628	620
Traditional	16	14	17	10	4
Total	1268	1389	1088	1126	1065

Age/Sex Composition of Recent Harvest (%)

	2019	2020	2021	2022	2023
M - Adult	26.2	27.9	28.0	26.6	27.1
M - Yearling	18.4	20.4	20.9	18.8	21.4
M - Fawn	8.0	7.0	8.2	8.9	8.9
F - Adult	40.5	38.8	36.8	40.0	37.6
F - Fawn	6.8	6.0	6.1	5.7	4.9

M - Adult = 2.5 and older; F - Adult = 1.5 and older





WHITE-TAILED DEER SUMMARY 2023-2024: JASPER COUNTY

Forest Wildlife Program, Illinois Department of Natural Resources



County Size: 498 square miles

Year Opened to Deer Hunting: 1971

Record Harvest: 2,322 (2007)

Average Harvest (previous 10 years): 1,788

Total 2023-2024 Harvest (all seasons): 2,125

Permits issued/quota 2023-2024 (excludes landowner; archery and youth are statewide):

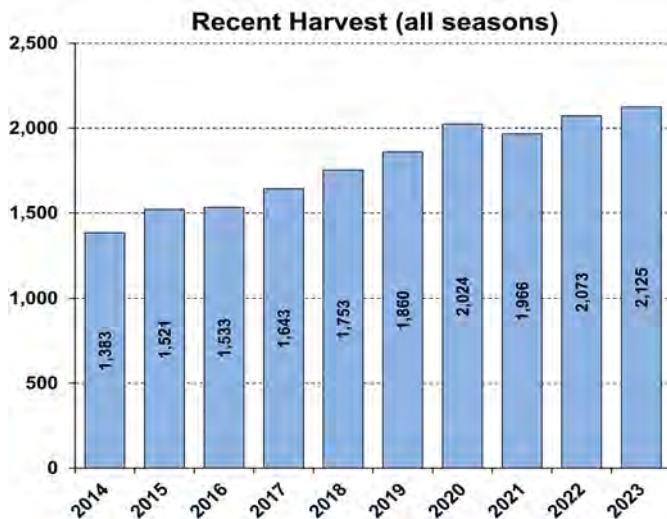
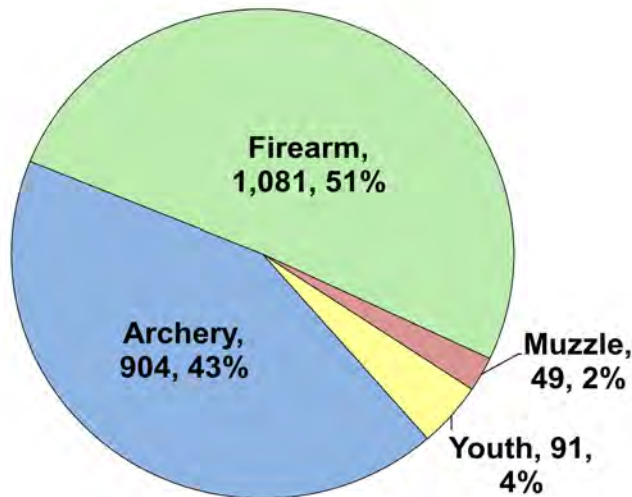
Firearm: 1800/1800 **Muzzle:** 275/275

Chronic Wasting Disease Detected: No

Check Station Location: N/A

Late Winter/CWD Season in 2024-2025: No. Deer Vehicle Accident (DVA) rates (accidents per billion miles driven) are used as an index of deer population size. Counties are closed to Late Winter/CWD season if DVA rates remain below goal, unless other factors (excessive crop damage and/or disease issues) are present.

Last year in Late Winter/CWD: 2009



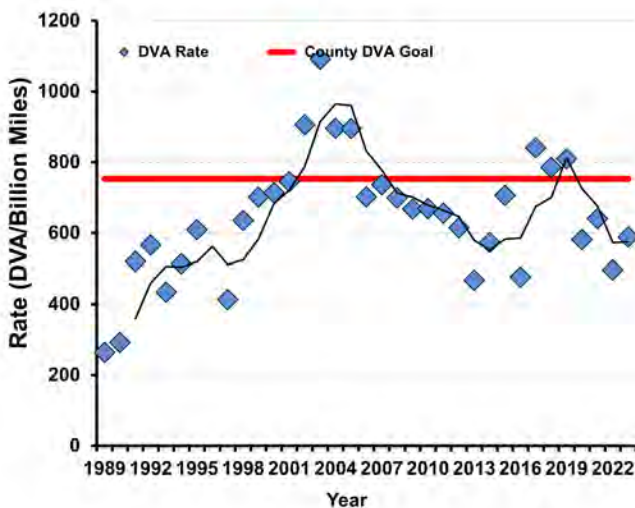
Recent Archery Harvest by Bow Type

Type	2019	2020	2021	2022	2023
Compound	448	513	453	405	435
Crossbow	275	333	405	409	461
Traditional	9	11	8	7	8
Total	732	857	866	821	904

Age/Sex Composition of Recent Harvest (%)

	2019	2020	2021	2022	2023
M - Adult	24.1	26.7	27.3	26.7	28.5
M - Yearling	16.1	16.9	16.4	16.0	15.4
M - Fawn	11.0	9.8	11.2	10.9	9.2
F - Adult	39.2	37.1	37.6	36.9	38.4
F - Fawn	9.6	9.5	7.5	9.6	8.5

M - Adult = 2.5 and older; F - Adult = 1.5 and older





WHITE-TAILED DEER SUMMARY 2023-2024: JEFFERSON COUNTY

Forest Wildlife Program, Illinois Department of Natural Resources



County Size: 584 square miles

Year Opened to Deer Hunting: 1963

Record Harvest: 4,903 (2007)

Average Harvest (previous 10 years): 3,727

Total 2023-2024 Harvest (all seasons): 4,247

Permits issued/quota 2023-2024 (excludes landowner; archery and youth are statewide):

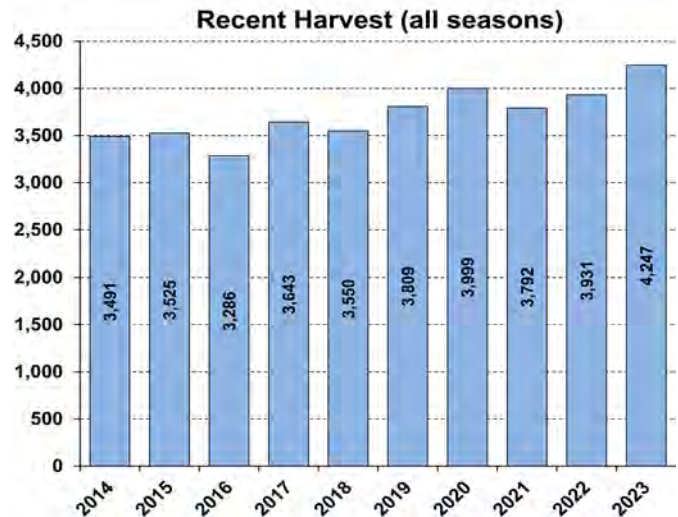
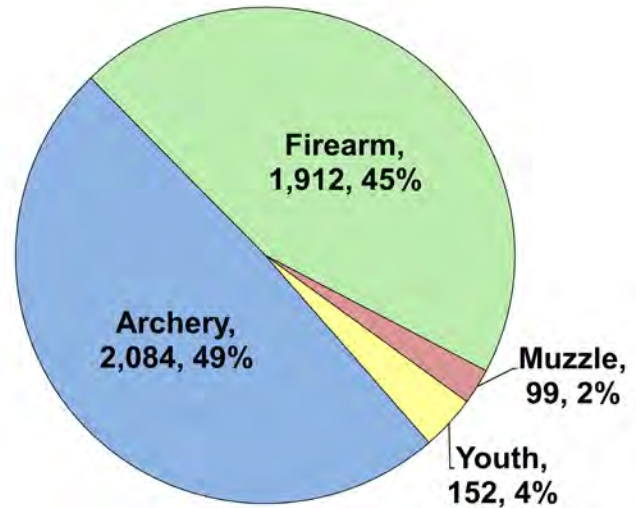
Firearm: 3200/3200 **Muzzle:** 550/550

Chronic Wasting Disease Detected: No

Check Station Location: N/A

Late Winter/CWD Season in 2024-2025: No. Deer Vehicle Accident (DVA) rates (accidents per billion miles driven) are used as an index of deer population size. Counties are closed to Late Winter/CWD season if DVA rates remain below goal, unless other factors (excessive crop damage and/or disease issues) are present.

Last year in Late Winter/CWD: 2014



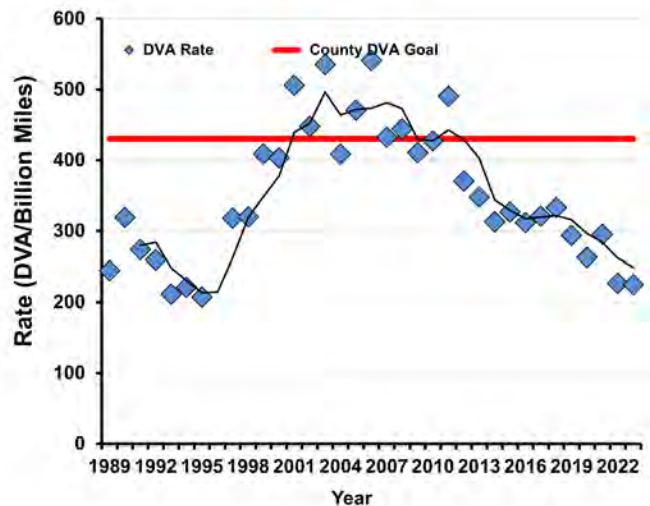
Recent Archery Harvest by Bow Type

Type	2019	2020	2021	2022	2023
Compound	983	970	856	911	978
Crossbow	726	948	970	1003	1088
Traditional	11	23	7	18	18
Total	1720	1941	1833	1932	2084

Age/Sex Composition of Recent Harvest (%)

	2019	2020	2021	2022	2023
M - Adult	26.9	29.1	30.6	31.3	34.0
M - Yearling	20.0	16.4	16.4	15.8	17.2
M - Fawn	6.8	8.0	8.1	7.8	6.8
F - Adult	39.7	39.9	38.1	39.0	36.5
F - Fawn	6.6	6.6	6.8	6.1	5.4

M - Adult = 2.5 and older; F - Adult = 1.5 and older





WHITE-TAILED DEER SUMMARY 2023-2024: JERSEY COUNTY

Forest Wildlife Program, Illinois Department of Natural Resources



County Size: 378 square miles

Year Opened to Deer Hunting: 1960

Record Harvest: 2,150 (2006)

Average Harvest (previous 10 years): 1,256

Total 2023-2024 Harvest (all seasons): 1,375

Permits issued/quota 2023-2024 (excludes landowner; archery and youth are statewide):

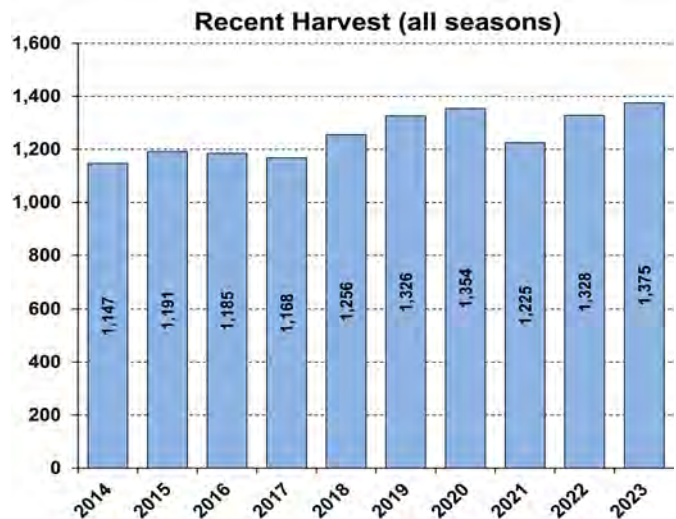
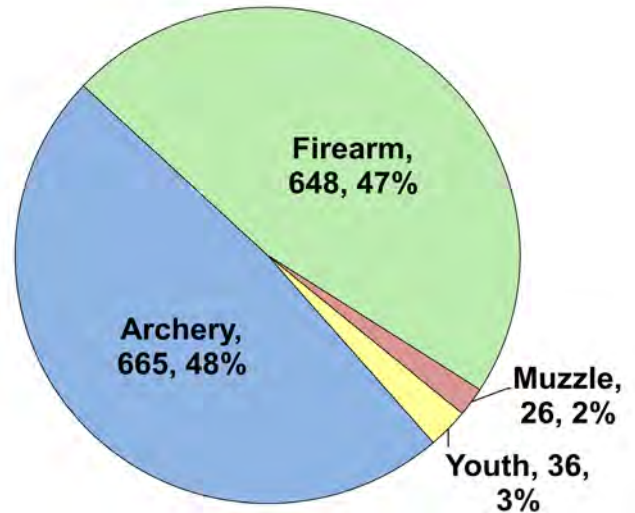
Firearm: 1800/1800 **Muzzle:** 200/200

Chronic Wasting Disease Detected: No

Check Station Location: N/A

Late Winter/CWD Season in 2024-2025: No. Deer Vehicle Accident (DVA) rates (accidents per billion miles driven) are used as an index of deer population size. Counties are closed to Late Winter/CWD season if DVA rates remain below goal, unless other factors (excessive crop damage and/or disease issues) are present.

Last year in Late Winter/CWD: 2014



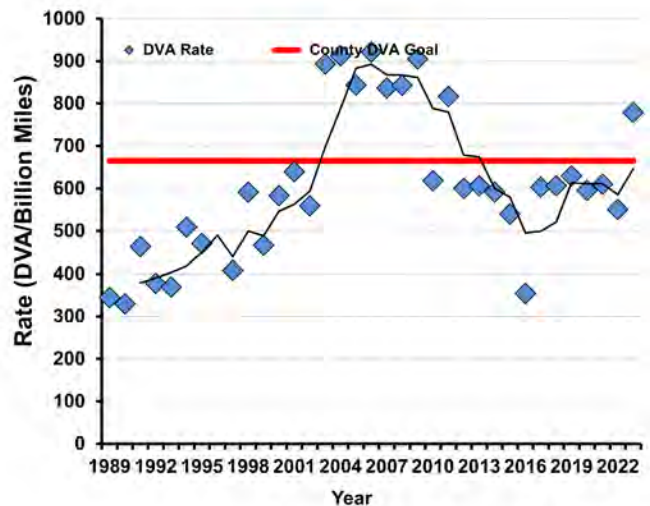
Recent Archery Harvest by Bow Type

Type	2019	2020	2021	2022	2023
Compound	356	348	305	322	307
Crossbow	267	309	291	303	346
Traditional	15	12	9	8	12
Total	638	669	605	633	665

Age/Sex Composition of Recent Harvest (%)

	2019	2020	2021	2022	2023
M - Adult	29.5	29.3	32.9	31.5	31.8
M - Yearling	18.3	16.5	15.9	16.5	16.0
M - Fawn	6.6	7.8	9.0	7.1	8.8
F - Adult	39.3	40.8	35.9	38.6	38.0
F - Fawn	6.3	5.5	6.3	6.3	5.5

M - Adult = 2.5 and older; F - Adult = 1.5 and older





WHITE-TAILED DEER SUMMARY 2023-2024: JODAVIESS COUNTY

Forest Wildlife Program, Illinois Department of Natural Resources



County Size: 619 square miles

Year Opened to Deer Hunting: 1957

Record Harvest: 4,364 (2012)

Average Harvest (previous 10 years): 3,191

Total 2023-2024 Harvest (all seasons): 2,684

Permits issued/quota 2023-2024 (excludes landowner; archery and youth are statewide):

Firearm: 4965/7000 **Muzzle:** 539/1300

CWD: 124

Chronic Wasting Disease Detected: Yes

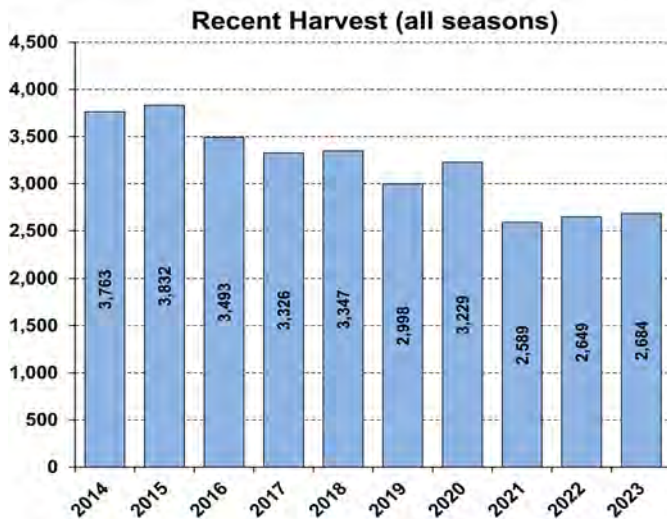
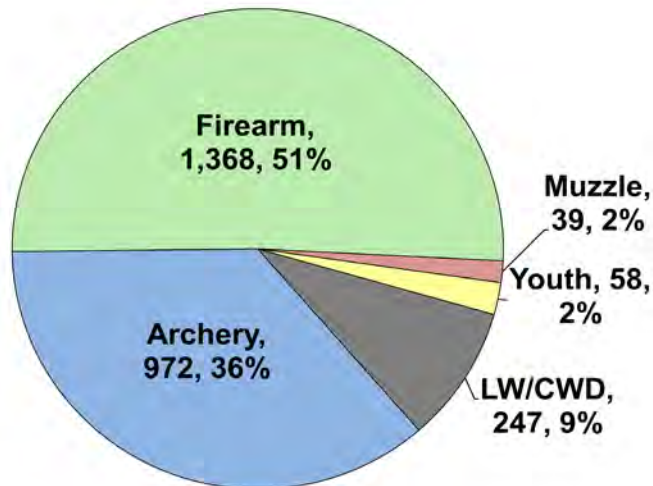
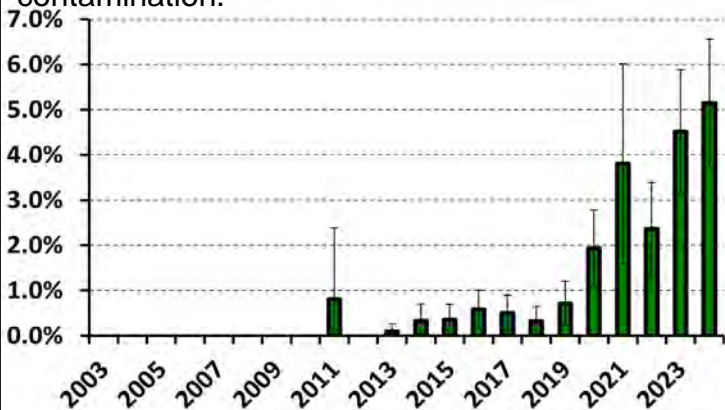
Check Station Loc.: Elizabeth Community Bld.

CWD Season in 2024-2025: Yes. CWD has and continues to be detected in this county. CWD season allows for extra hunter harvest to reduce deer density and disease transmission.

Number tested for CWD in 2023-24: 1,250

CWD positive deer in 2023-24: 62

IDNR sharpshooting: 253 deer were removed via sharpshooting which is used to supplement hunter harvest, allows localized deer reductions in known CWD positive areas to reduce transmission rates and environmental contamination.



Recent Archery Harvest by Bow Type

Type	2019	2020	2021	2022	2023
Compound	649	585	466	439	452
Crossbow	461	610	506	502	514
Traditional	19	15	10	12	6
Total	1129	1210	982	953	972

Age/Sex Composition of Recent Harvest (%)

	2019	2020	2021	2022	2023
M - Adult	28.4	26.5	32.7	30.4	32.2
M - Yearling	17.6	18.1	14.7	15.5	16.6
M - Fawn	8.6	8.4	7.7	10.1	7.8
F - Adult	38.1	41.9	38.1	37.4	37.3
F - Fawn	7.3	5.2	6.8	6.6	6.1

M - Adult = 2.5 and older; F - Adult = 1.5 and older



WHITE-TAILED DEER SUMMARY 2023-2024: JOHNSON COUNTY

Forest Wildlife Program, Illinois Department of Natural Resources



County Size: 349 square miles

Year Opened to Deer Hunting: 1957

Record Harvest: 2,997 (1995)

Average Harvest (previous 10 years): 2,266

Total 2023-2024 Harvest (all seasons): 2,017

Permits issued/quota 2023-2024 (excludes landowner; archery and youth are statewide):

Firearm: 3000/3000 **Muzzle:** 449/450

Chronic Wasting Disease Detected: No

Check Station Location: N/A

Late Winter/CWD Season in 2024-2025: No. Deer Vehicle Accident (DVA) rates (accidents per billion miles driven) are used as an index of deer population size. Counties are closed to Late Winter/CWD season if DVA rates remain below goal, unless other factors (excessive crop damage and/or disease issues) are present.

Last year in Late Winter/CWD: 2012

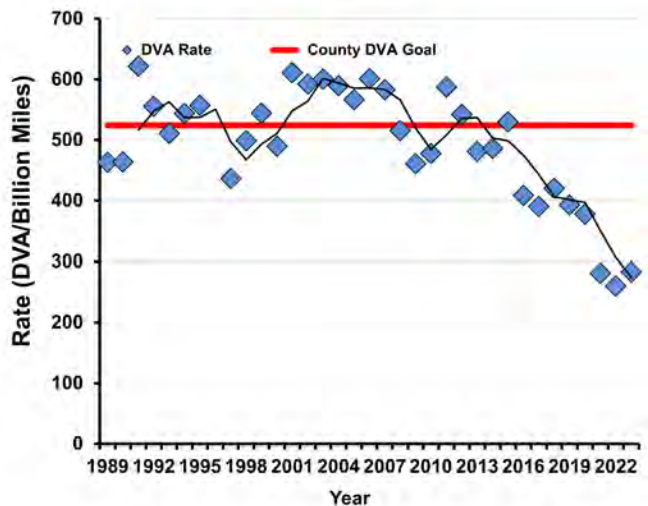
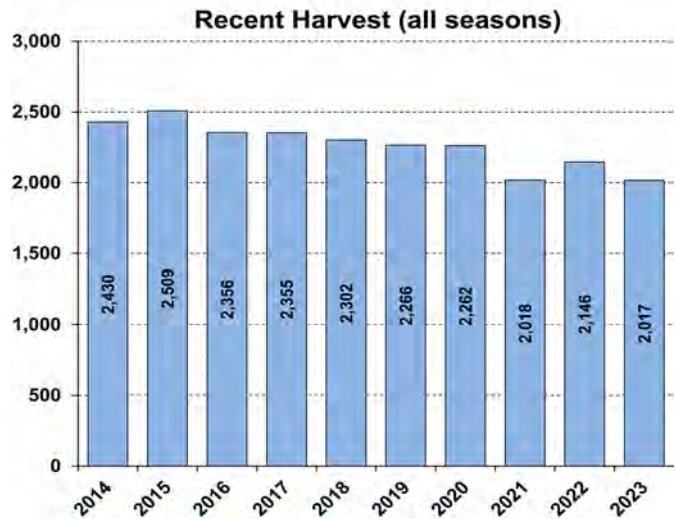
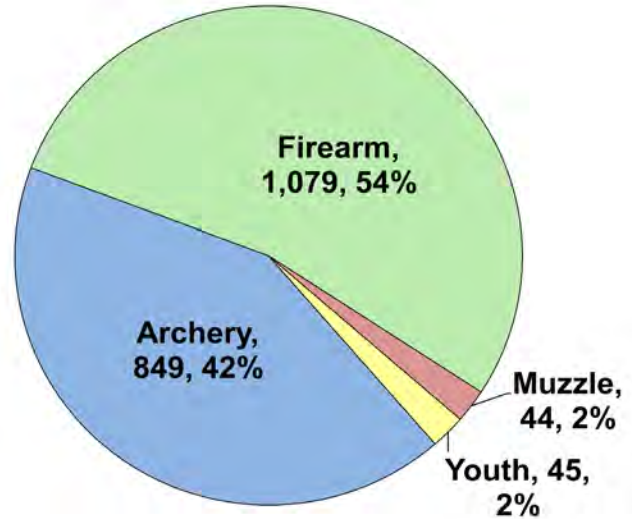
Recent Archery Harvest by Bow Type

Type	2019	2020	2021	2022	2023
Compound	393	398	395	380	363
Crossbow	379	458	392	468	477
Traditional	13	12	9	9	9
Total	785	868	796	857	849

Age/Sex Composition of Recent Harvest (%)

	2019	2020	2021	2022	2023
M - Adult	26.1	28.7	29.0	26.5	27.0
M - Yearling	22.0	20.6	18.8	19.2	21.7
M - Fawn	6.8	6.2	7.9	7.6	6.6
F - Adult	38.9	39.5	37.7	40.4	38.7
F - Fawn	6.2	5.0	6.6	6.3	5.9

M - Adult = 2.5 and older; F - Adult = 1.5 and older





WHITE-TAILED DEER SUMMARY 2023-2024: KANE COUNTY

Forest Wildlife Program, Illinois Department of Natural Resources



County Size: 524 square miles

Year Opened to Deer Hunting: 1964

Record Harvest: 559 (2004)

Average Harvest (previous 10 years): 371

Total 2023-2024 Harvest (all seasons): 392

Permits issued/quota 2023-2024 (excludes landowner; archery and youth are statewide):

Firearm: 233/525 **Muzzle:** 26/200

CWD: 8

Chronic Wasting Disease Detected: Yes

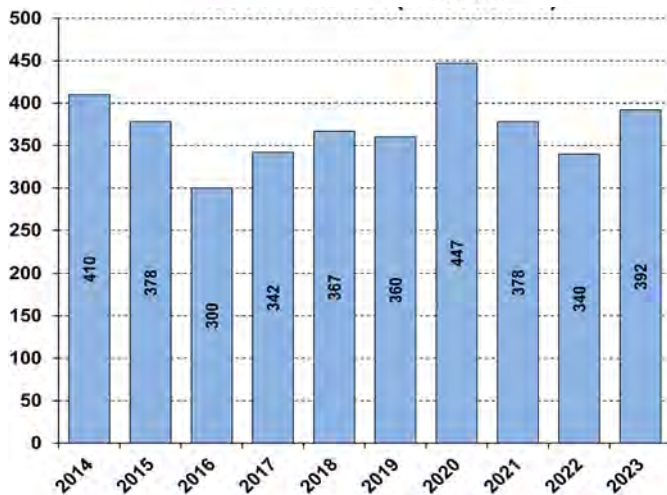
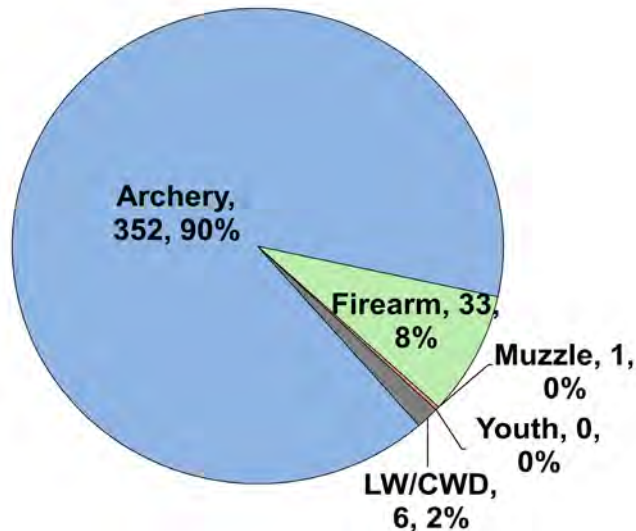
Check Station Location: Use Boone, DeKalb, Kendall, or McHenry check station

CWD Season in 2024-2025: Yes. CWD has and continues to be detected in this county. CWD season allows for extra hunter harvest to reduce deer density and disease transmission.

Number tested for CWD in 2023-24: 350

CWD positive deer in 2023-24: 12

IDNR sharpshooting: 150 deer were removed via sharpshooting which is used to supplement hunter harvest, allows localized deer reductions in known CWD positive areas to reduce transmission rates and environmental contamination.



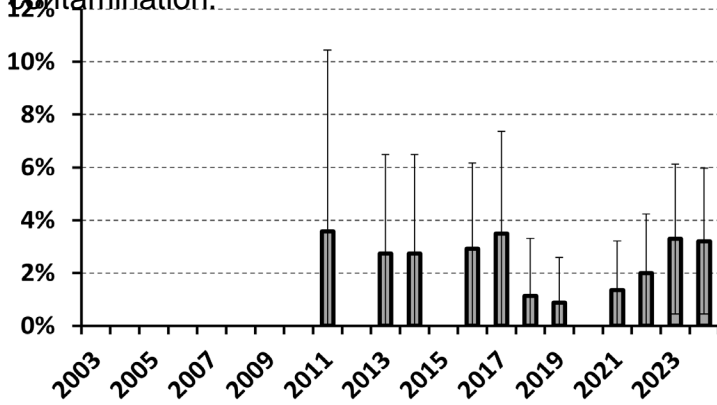
Recent Archery Harvest by Bow Type

Type	2019	2020	2021	2022	2023
Compound	181	193	163	153	178
Crossbow	143	208	170	152	170
Traditional	3	5	2	3	4
Total	327	406	335	308	352

Age/Sex Composition of Recent Harvest (%)

	2019	2020	2021	2022	2023
M - Adult	31.9	30.6	29.9	32.4	37.8
M - Yearling	22.5	21.9	20.9	20.9	18.4
M - Fawn	6.4	9.2	9.5	5.0	7.9
F - Adult	34.2	35.3	33.3	36.8	30.9
F - Fawn	5.0	2.9	6.3	5.0	5.1

M - Adult = 2.5 and older; F - Adult = 1.5 and older





WHITE-TAILED DEER SUMMARY 2023-2024: KANKAKEE COUNTY

Forest Wildlife Program, Illinois Department of Natural Resources



County Size: 681 square miles

Year Opened to Deer Hunting: 1975

Record Harvest: 633 (2005)

Average Harvest (previous 10 years): 553

Total 2023-2024 Harvest (all seasons): 585

Permits issued/quota 2023-2024 (excludes landowner; archery and youth are statewide):

Firearm: 1192/1400 **Muzzle:** 177/325

CWD: 60

Chronic Wasting Disease Detected: Yes

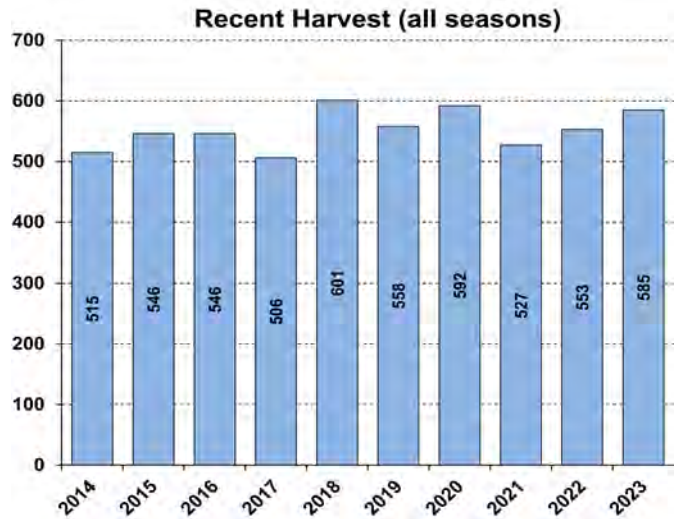
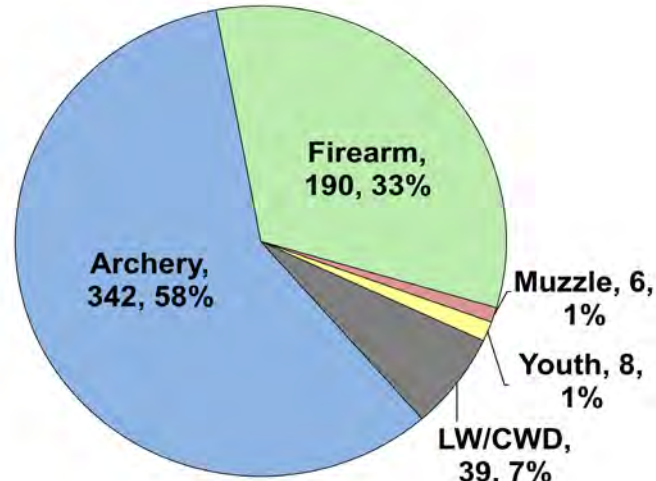
Check Station Location: Kankakee River SP Visitor Center

CWD Season in 2024-2025: Yes. CWD has and continues to be detected in this county. CWD season allows for extra hunter harvest to reduce deer density and disease transmission.

Number tested for CWD in 2023-24: 204

CWD positive deer in 2023-24: 8

IDNR sharpshooting: 93 deer were removed via sharpshooting which is used to supplement hunter harvest, allows localized deer reductions in known CWD positive areas to reduce transmission rates and environmental contamination.



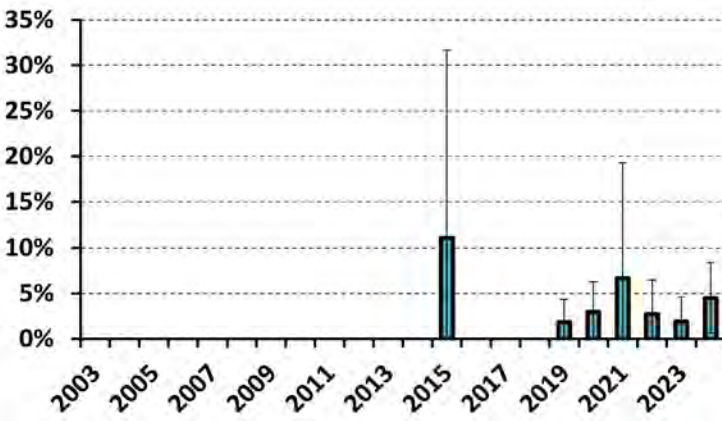
Recent Archery Harvest by Bow Type

Type	2019	2020	2021	2022	2023
Compound	163	155	114	118	143
Crossbow	140	179	161	186	196
Traditional	2	2	2	7	3
Total	305	336	277	311	342

Age/Sex Composition of Recent Harvest (%)

	2019	2020	2021	2022	2023
M - Adult	26.3	23.6	28.5	30.3	33.0
M - Yearling	24.7	22.3	20.9	17.8	20.9
M - Fawn	6.3	9.6	10.5	9.2	7.4
F - Adult	36.6	39.9	35.6	36.2	32.0
F - Fawn	6.1	4.6	4.6	6.5	6.8

M - Adult = 2.5 and older; F - Adult = 1.5 and older





WHITE-TAILED DEER SUMMARY 2023-2024: KENDALL COUNTY

Forest Wildlife Program, Illinois Department of Natural Resources



County Size: 322 square miles

Year Opened to Deer Hunting: 1966

Record Harvest: 403 (2012)

Average Harvest (previous 10 years): 292

Total 2023-2024 Harvest (all seasons): 278

Permits issued/quota 2023-2024 (excludes landowner; archery and youth are statewide):

Firearm: 409/600 **Muzzle:** 49/225

CWD: 25

Chronic Wasting Disease Detected: Yes

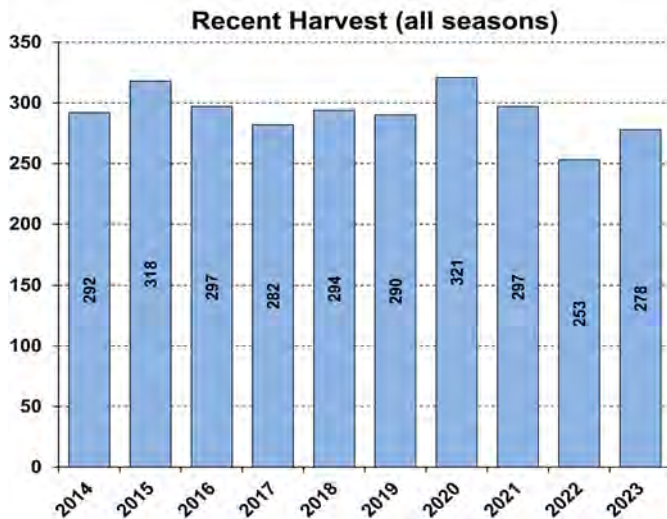
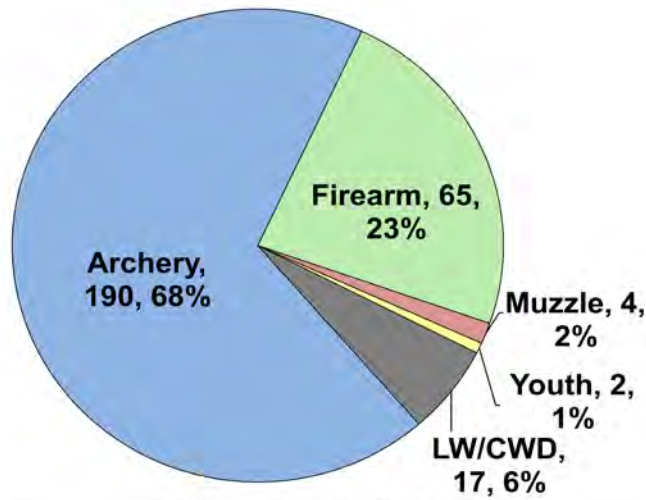
Check Station Location: Silver Springs SP

CWD Season in 2024-2025: Yes. CWD has and continues to be detected in this county. CWD season allows for extra hunter harvest to reduce deer density and disease transmission.

Number tested for CWD in 2023-24: 80

CWD positive deer in 2023-24: 8

IDNR sharpshooting: 18 deer were removed via sharpshooting which is used to supplement hunter harvest, allows localized deer reductions in known CWD positive areas to reduce transmission rates and environmental contamination.



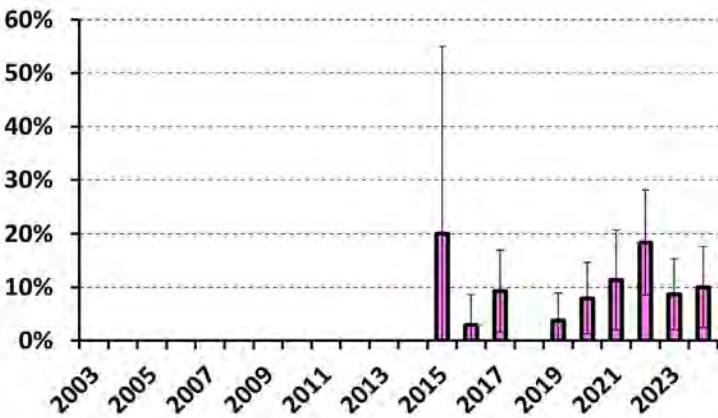
Recent Archery Harvest by Bow Type

Type	2019	2020	2021	2022	2023
Compound	117	125	103	86	96
Crossbow	79	90	91	83	94
Traditional	0	0	0	0	23
Total	196	215	194	169	213

Age/Sex Composition of Recent Harvest (%)

	2019	2020	2021	2022	2023
M - Adult	20.3	24.0	22.2	28.5	30.2
M - Yearling	28.3	18.1	25.6	19.8	23.7
M - Fawn	7.9	9.0	10.1	7.5	7.9
F - Adult	38.3	41.7	38.7	37.5	31.3
F - Fawn	5.2	7.2	3.4	6.7	6.8

M - Adult = 2.5 and older; F - Adult = 1.5 and older





WHITE-TAILED DEER SUMMARY 2023-2024: KNOX COUNTY

Forest Wildlife Program, Illinois Department of Natural Resources



County Size: 720 square miles

Year Opened to Deer Hunting: 1960

Record Harvest: 3,000 (2012)

Average Harvest (previous 10 years): 2,359

Total 2023-2024 Harvest (all seasons): 2,437

Permits issued/quota 2023-2024 (excludes landowner; archery and youth are statewide):

Firearm: 3495/4150 **Muzzle:** 512/700

Late Winter: 59

Chronic Wasting Disease Detected: No

Check Station Location: N/A

Late Winter Season in 2024-2025: Yes. Deer Vehicle Accident (DVA) rates (accidents per billion miles driven) are used as an index of deer population size. Counties remain or are added to Late Winter season if DVA rates are above goal, or other factors (excessive crop damage and/or disease issues) are present.

Last year in Late Winter: 2005 - Present

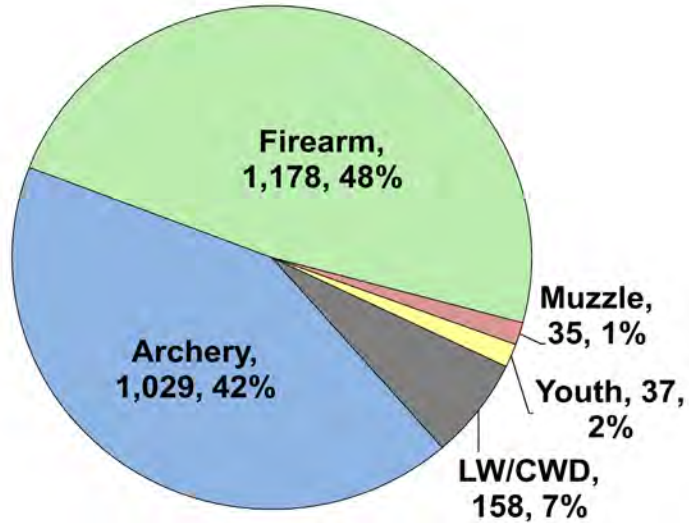
Recent Archery Harvest by Bow Type

Type	2019	2020	2021	2022	2023
Compound	506	549	413	390	447
Crossbow	475	528	536	536	559
Traditional	26	28	27	24	0
Total	1007	1105	976	950	1006

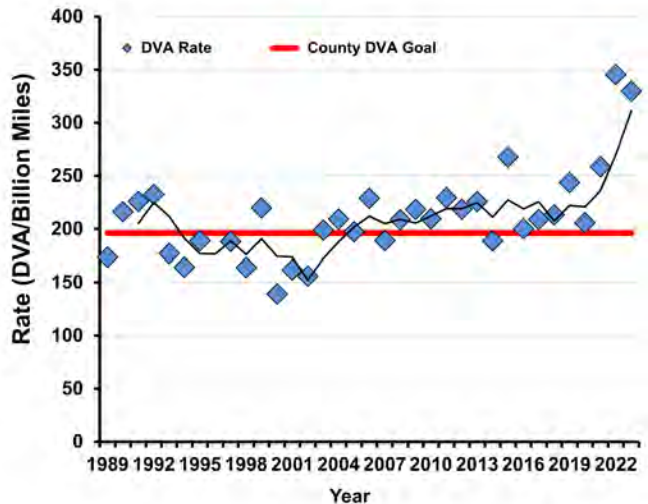
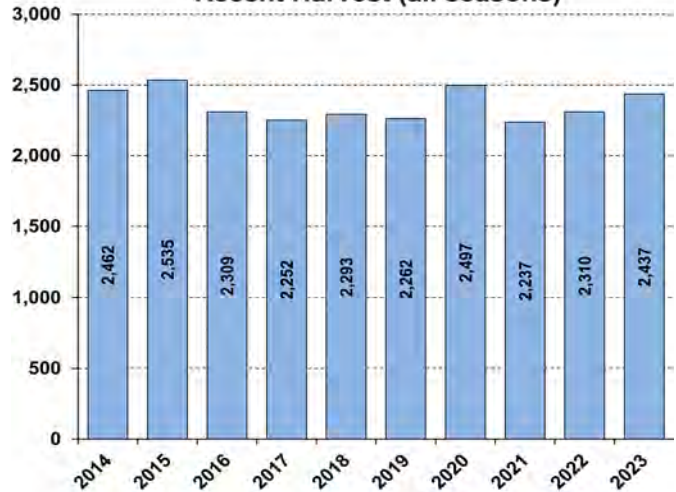
Age/Sex Composition of Recent Harvest (%)

	2019	2020	2021	2022	2023
M - Adult	26.6	28.6	29.1	30.0	30.4
M - Yearling	17.2	14.4	15.8	14.4	18.3
M - Fawn	7.4	8.8	9.6	7.7	8.4
F - Adult	42.4	42.0	39.1	41.6	38.3
F - Fawn	6.3	6.2	6.4	6.3	4.6

M - Adult = 2.5 and older; F - Adult = 1.5 and older



Recent Harvest (all seasons)





WHITE-TAILED DEER SUMMARY 2023-2024: LAKE COUNTY

Forest Wildlife Program, Illinois Department of Natural Resources



County Size: 470 square miles

Year Opened to Deer Hunting: 1964

Record Harvest: 607 (1995 and 1996)

Average Harvest (previous 10 years): 338

Total 2023-2024 Harvest (all seasons): 315

Permits issued/quota 2023-2024 (excludes landowner; archery and youth are statewide):

No firearm hunting except Chain-O-Lakes SP

Chronic Wasting Disease Detected: Yes

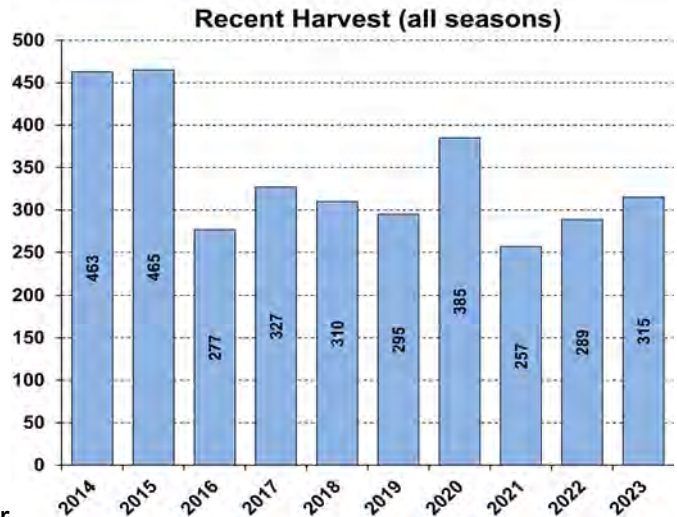
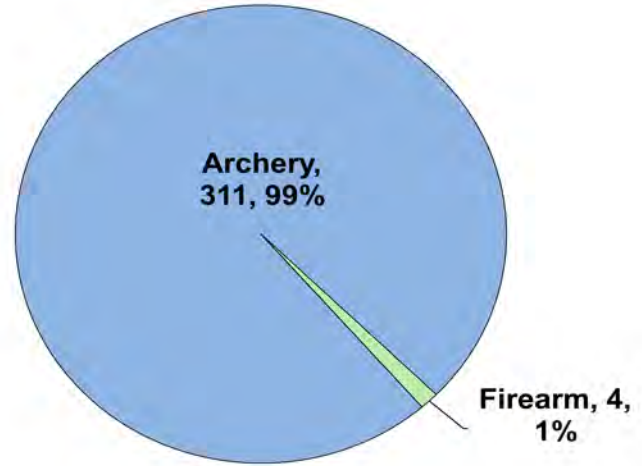
Check Station Location: Use McHenry Co. Check station

CWD Season in 2024-2025: Yes. CWD has and continues to be detected in this county. CWD season allows for extra hunter harvest to reduce deer density and disease transmission.

Number tested for CWD in 2023-24: 235

CWD positive deer in 2023-24: 2

IDNR sharpshooting: 8 deer were removed via sharpshooting which is used to supplement hunter harvest, allows localized deer reductions in known CWD positive areas to reduce transmission rates and environmental contamination.



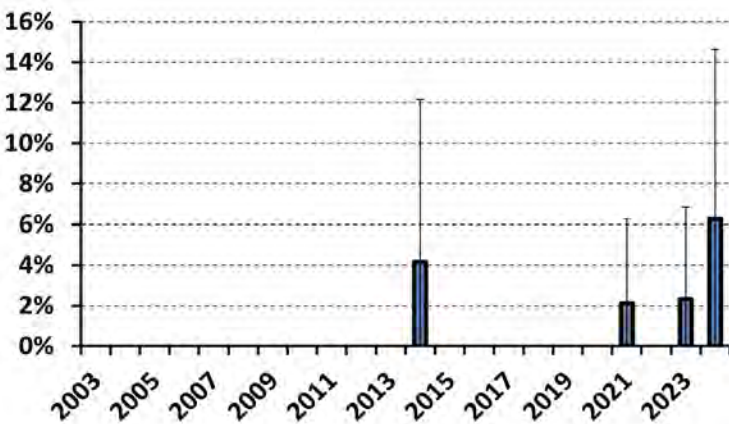
Recent Archery Harvest by Bow Type

Type	2019	2020	2021	2022	2023
Compound	182	218	143	166	171
Crossbow	107	163	107	118	139
Traditional	1	3	4	2	1
Total	290	384	254	286	311

Age/Sex Composition of Recent Harvest (%)

	2019	2020	2021	2022	2023
M - Adult	37.3	33.0	33.1	38.8	38.7
M - Yearling	29.5	22.3	26.1	23.9	27.9
M - Fawn	3.4	7.5	5.1	5.5	5.4
F - Adult	25.8	33.8	34.2	28.7	26.3
F - Fawn	4.1	3.4	1.6	3.1	1.6

M - Adult = 2.5 and older; F - Adult = 1.5 and older





WHITE-TAILED DEER SUMMARY 2023-2024: LASALLE COUNTY

Forest Wildlife Program, Illinois Department of Natural Resources



County Size: 1,148 square miles

Year Opened to Deer Hunting: 1965

Record Harvest: 3,170 (2007)

Average Harvest (previous 10 years): 1,655

Total 2023-2024 Harvest (all seasons): 1,713

Permits issued/quota 2023-2024 (excludes landowner; archery and youth are statewide):

Firearm: 2538/4025 **Muzzle:** 261/825

CWD: 139

Chronic Wasting Disease Detected: Yes

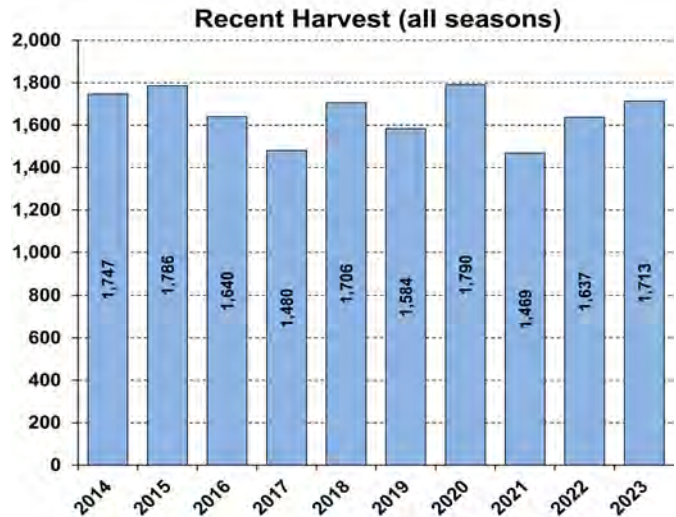
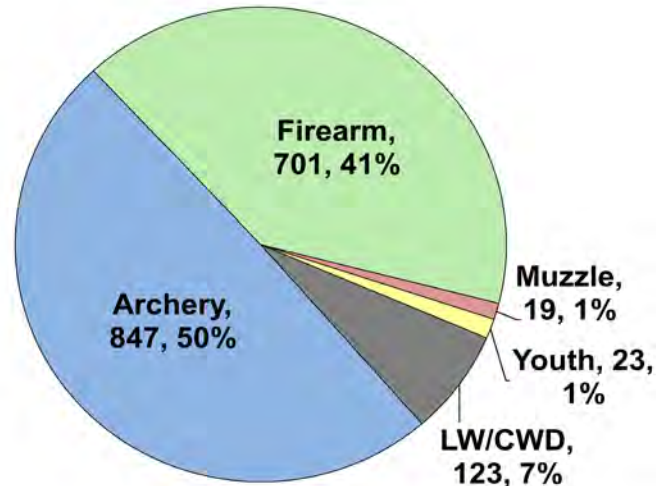
Check Station Location: Buffalo Rock SP

CWD Season in 2024-2025: Yes. CWD has and continues to be detected in this county. CWD season allows for extra hunter harvest to reduce deer density and disease transmission.

Number tested for CWD in 2023-24: 536

CWD positive deer in 2023-24: 60

IDNR sharpshooting: 117 deer were removed via sharpshooting which is used to supplement hunter harvest, allows localized deer reductions in known CWD positive areas to reduce transmission rates and environmental contamination.



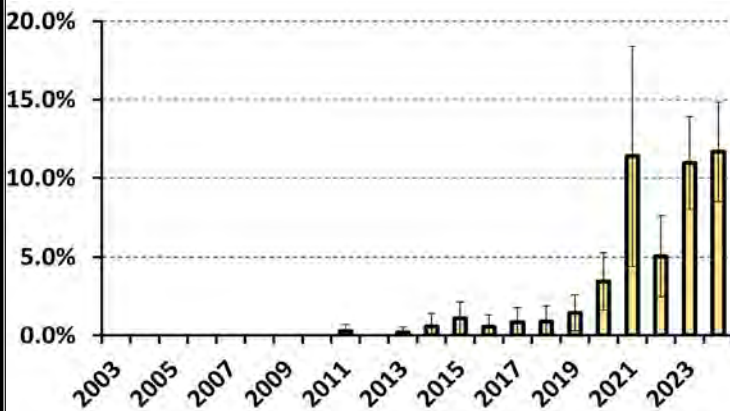
Recent Archery Harvest by Bow Type

Type	2019	2020	2021	2022	2023
Compound	369	375	315	351	378
Crossbow	342	462	389	410	463
Traditional	7	13	8	9	6
Total	718	850	712	770	847

Age/Sex Composition of Recent Harvest (%)

	2019	2020	2021	2022	2023
M - Adult	27.0	24.4	25.5	27.6	32.9
M - Yearling	20.6	21.1	20.0	18.9	21.7
M - Fawn	8.0	9.5	9.5	8.6	7.2
F - Adult	36.9	38.2	37.7	38.5	32.0
F - Fawn	7.4	6.9	7.3	6.4	6.1

M - Adult = 2.5 and older; F - Adult = 1.5 and older





WHITE-TAILED DEER SUMMARY 2023-2024: LAWRENCE COUNTY

Forest Wildlife Program, Illinois Department of Natural Resources



County Size: 374 square miles

Year Opened to Deer Hunting: 1971

Record Harvest: 1,433 (2005)

Average Harvest (previous 10 years): 1,164

Total 2023-2024 Harvest (all seasons): 1,327

Permits issued/quota 2023-2024 (excludes landowner; archery and youth are statewide):

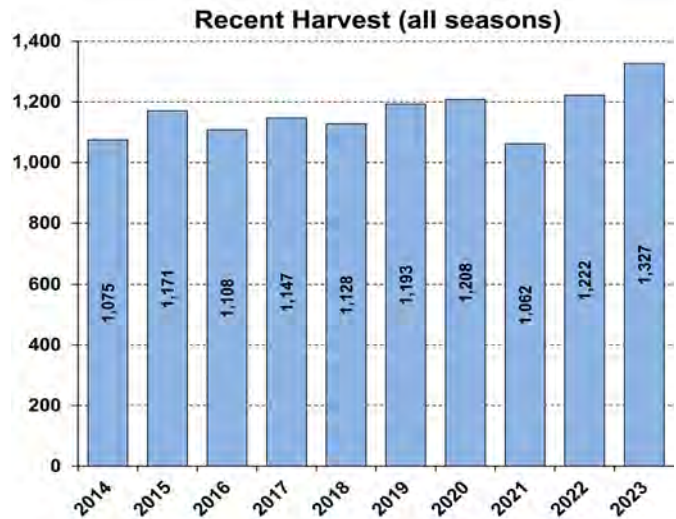
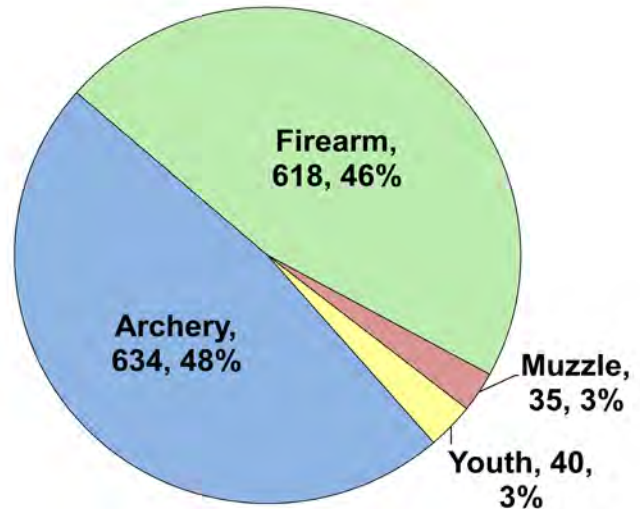
Firearm: 1395/1650 **Muzzle:** 152/260

Chronic Wasting Disease Detected: No

Check Station Location: N/A

Late Winter/CWD Season in 2024-2025: No. Deer Vehicle Accident (DVA) rates (accidents per billion miles driven) are used as an index of deer population size. Counties are closed to Late Winter/CWD season if DVA rates remain below goal, unless other factors (excessive crop damage and/or disease issues) are present.

Last year in Late Winter/CWD: 2012



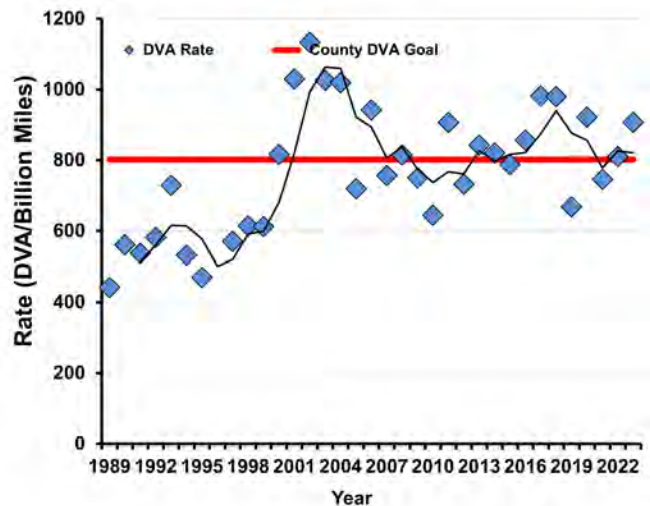
Recent Archery Harvest by Bow Type

Type	2019	2020	2021	2022	2023
Compound	295	305	232	249	276
Crossbow	258	288	251	341	354
Traditional	6	4	7	3	4
Total	559	597	490	593	634

Age/Sex Composition of Recent Harvest (%)

	2019	2020	2021	2022	2023
M - Adult	24.7	31.4	31.9	31.3	30.2
M - Yearling	18.9	17.1	16.2	16.9	17.9
M - Fawn	7.9	7.5	10.0	8.9	9.0
F - Adult	42.2	38.7	34.0	38.4	36.4
F - Fawn	6.3	5.4	7.9	4.4	6.4

M - Adult = 2.5 and older; F - Adult = 1.5 and older





WHITE-TAILED DEER SUMMARY 2023-2024: LEE COUNTY

Forest Wildlife Program, Illinois Department of Natural Resources



County Size: 729 square miles

Year Opened to Deer Hunting: 1957

Record Harvest: 1,542 (2005)

Average Harvest (previous 10 years): 1,088

Total 2023-2024 Harvest (all seasons): 1,213

Permits issued/quota 2023-2024 (excludes landowner; archery and youth are statewide):

Firearm: 1889/2400 **Muzzle:** 237/435

CWD: 95

Chronic Wasting Disease Detected: Yes

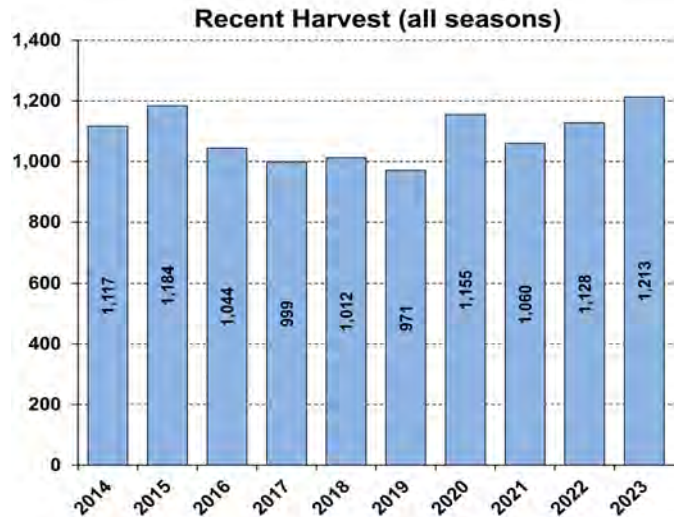
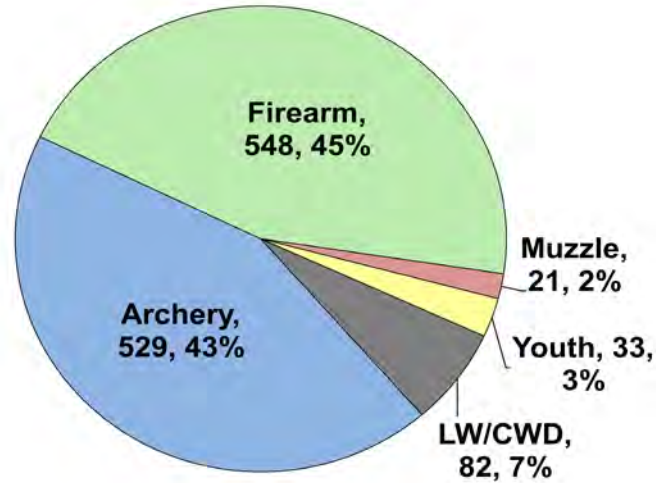
Check Station Location: N/A. Hunters are encouraged to use neighboring check stations.

CWD Season in 2024-2025: Yes. CWD has and continues to be detected in this county. CWD season allows for extra hunter harvest to reduce deer density and disease transmission.

Number tested for CWD in 2023-24: 121

CWD positive deer in 2023-24: 8

IDNR sharpshooting: 51 deer were removed via sharpshooting which is used to supplement hunter harvest, allows localized deer reductions in known CWD positive areas to reduce transmission rates and environmental contamination.



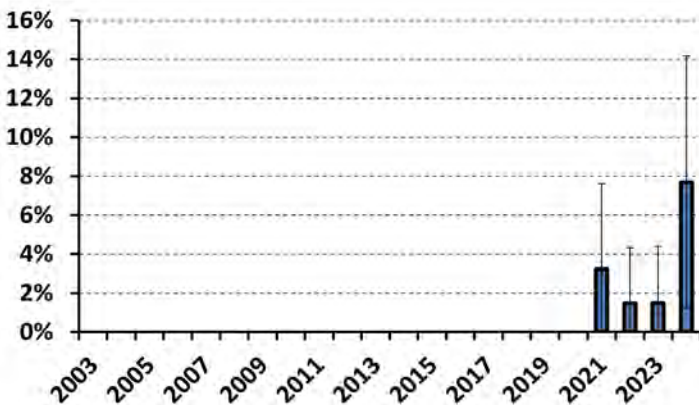
Recent Archery Harvest by Bow Type

Type	2019	2020	2021	2022	2023
Compound	217	229	198	205	223
Crossbow	218	269	264	256	301
Traditional	2	6	5	5	5
Total	437	504	467	466	529

Age/Sex Composition of Recent Harvest (%)

	2019	2020	2021	2022	2023
M - Adult	23.2	24.8	23.5	23.1	29.4
M - Yearling	22.2	19.4	22.2	21.5	22.8
M - Fawn	10.6	11.9	11.4	12.1	9.3
F - Adult	37.9	38.0	37.3	36.5	33.5
F - Fawn	6.1	5.8	5.7	6.6	4.9

M - Adult = 2.5 and older; F - Adult = 1.5 and older





WHITE-TAILED DEER SUMMARY 2023-2024: LIVINGSTON COUNTY

Forest Wildlife Program, Illinois Department of Natural Resources



County Size: 1,046 square miles

Year Opened to Deer Hunting: 1974

Record Harvest: 995 (2010)

Average Harvest (previous 10 years): 691

Total 2023-2024 Harvest (all seasons): 751

Permits issued/quota 2023-2024 (excludes landowner; archery and youth are statewide):

Firearm: 1360/1775 **Muzzle:** 155/350

CWD: 21

Chronic Wasting Disease Detected: Yes

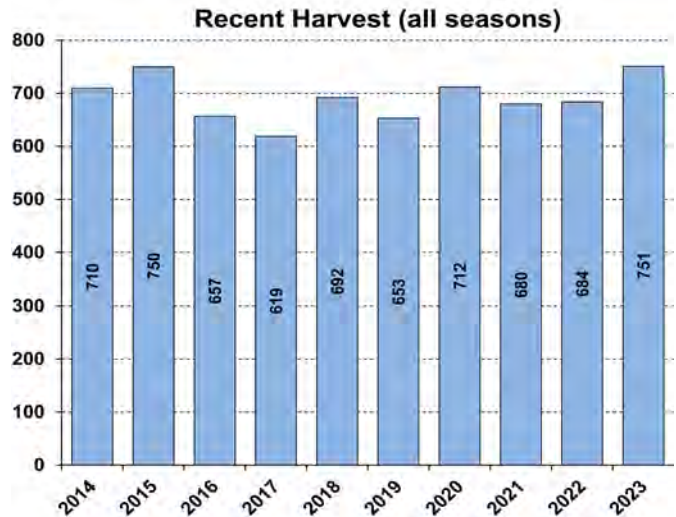
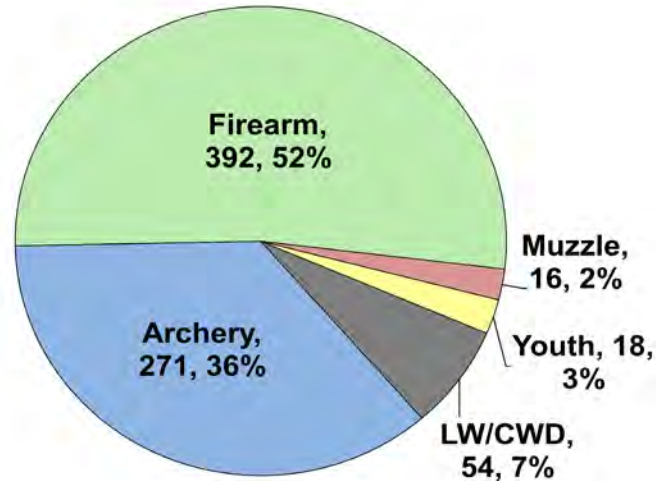
Check Station Loc.: Pontiac Sportsman's Club

CWD Season in 2024-2025: Yes. CWD has and continues to be detected in this county. CWD season allows for extra hunter harvest to reduce deer density and disease transmission.

Number tested for CWD in 2023-24: 360

CWD positive deer in 2023-24: 15

IDNR sharpshooting: 49 deer were removed via sharpshooting which is used to supplement hunter harvest, allows localized deer reductions in known CWD positive areas to reduce transmission rates and environmental contamination.



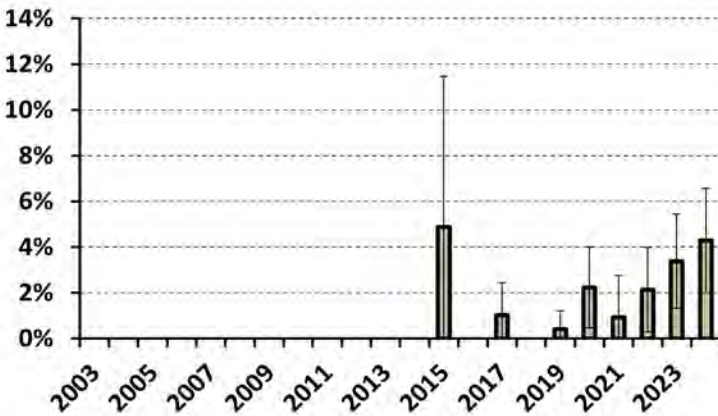
Recent Archery Harvest by Bow Type

Type	2019	2020	2021	2022	2023
Compound	129	127	119	115	131
Crossbow	104	118	112	126	140
Traditional	3	2	0	0	0
Total	236	247	231	241	271

Age/Sex Composition of Recent Harvest (%)

	2019	2020	2021	2022	2023
M - Adult	27.1	24.7	36.8	32.7	34.2
M - Yearling	19.9	21.8	12.5	18.7	16.4
M - Fawn	8.1	9.3	10.5	8.8	6.9
F - Adult	38.6	38.9	34.9	34.0	36.4
F - Fawn	6.3	5.3	5.3	5.9	6.1

M - Adult = 2.5 and older; F - Adult = 1.5 and older





WHITE-TAILED DEER SUMMARY 2023-2024: LOGAN COUNTY

Forest Wildlife Program, Illinois Department of Natural Resources



County Size: 619 square miles

Year Opened to Deer Hunting: 1967

Record Harvest: 892 (2012)

Average Harvest (previous 10 years): 741

Total 2023-2024 Harvest (all seasons): 768

Permits issued/quota 2023-2024 (excludes landowner; archery and youth are statewide):

Firearm: 600/600 **Muzzle:** 200/200

Chronic Wasting Disease Detected: No

Check Station Location: N/A

Late Winter/CWD Season in 2024-2025: No. Deer Vehicle Accident (DVA) rates (accidents per billion miles driven) are used as an index of deer population size. Counties are closed to Late Winter/CWD season if DVA rates remain below goal, unless other factors (excessive crop damage and/or disease issues) are present.

Last year in Late Winter/CWD: 2014

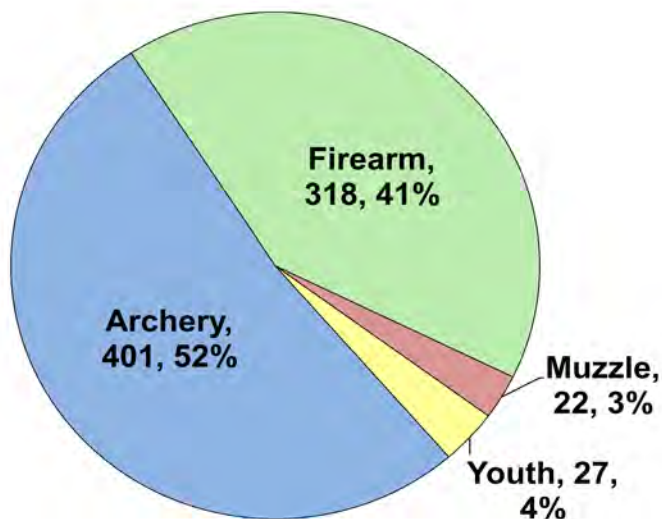
Recent Archery Harvest by Bow Type

Type	2019	2020	2021	2022	2023
Compound	208	223	172	153	183
Crossbow	234	239	195	244	217
Traditional	5	2	6	2	1
Total	447	464	373	399	401

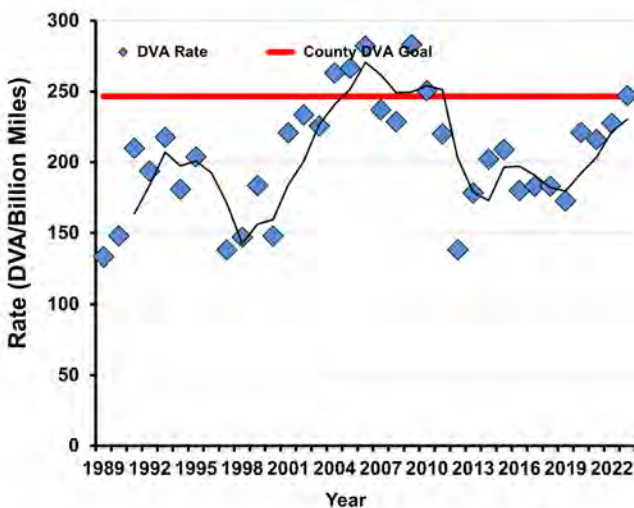
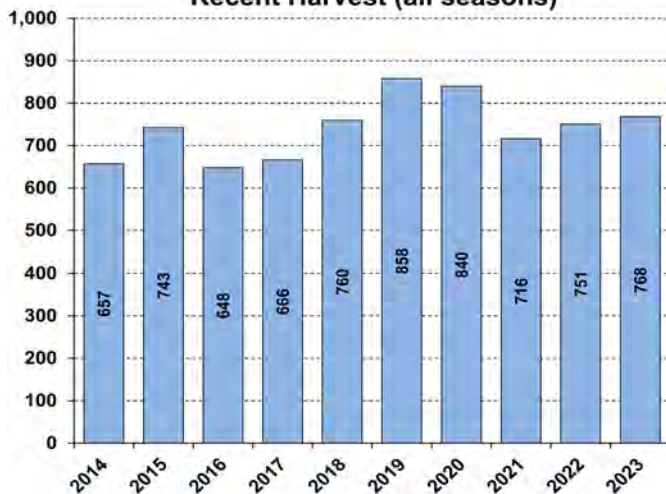
Age/Sex Composition of Recent Harvest (%)

	2019	2020	2021	2022	2023
M - Adult	37.2	38.3	41.1	36.9	38.8
M - Yearling	15.2	14.6	14.2	13.6	12.9
M - Fawn	7.1	6.4	6.0	6.1	7.4
F - Adult	35.1	36.0	33.2	38.5	36.2
F - Fawn	5.5	4.6	5.4	4.9	4.7

M - Adult = 2.5 and older; F - Adult = 1.5 and older



Recent Harvest (all seasons)





WHITE-TAILED DEER SUMMARY 2023-2024: MACON COUNTY

Forest Wildlife Program, Illinois Department of Natural Resources



County Size: 586 square miles

Year Opened to Deer Hunting: 1974

Record Harvest: 1,025 (2011)

Average Harvest (previous 10 years): 772

Total 2023-2024 Harvest (all seasons): 715

Permits issued/quota 2023-2024 (excludes landowner; archery and youth are statewide):

Firearm: 600/600 **Muzzle:** 182/200

Chronic Wasting Disease Detected: No

Check Station Location: N/A

Late Winter/CWD Season in 2024-2025: No. Deer Vehicle Accident (DVA) rates (accidents per billion miles driven) are used as an index of deer population size. Counties are closed to Late Winter/CWD season if DVA rates remain below goal, unless other factors (excessive crop damage and/or disease issues) are present.

Last year in Late Winter/CWD: Never

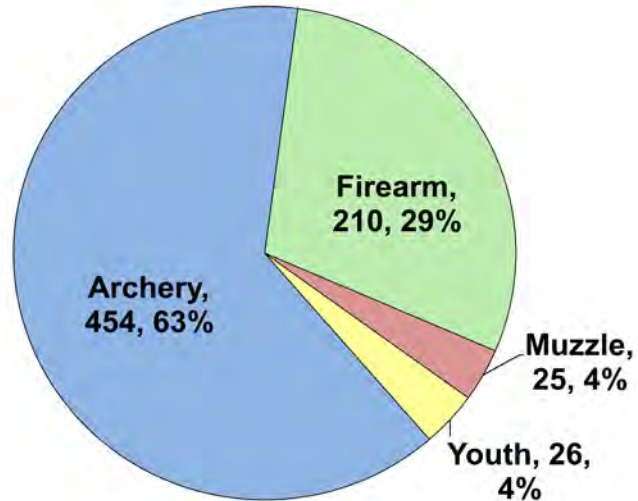
Recent Archery Harvest by Bow Type

Type	2019	2020	2021	2022	2023
Compound	251	257	207	189	187
Crossbow	241	303	271	234	263
Traditional	3	8	6	6	4
Total	495	568	484	429	454

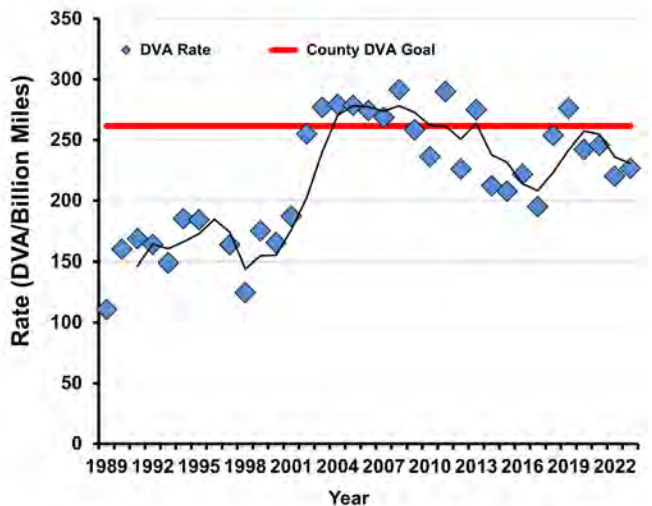
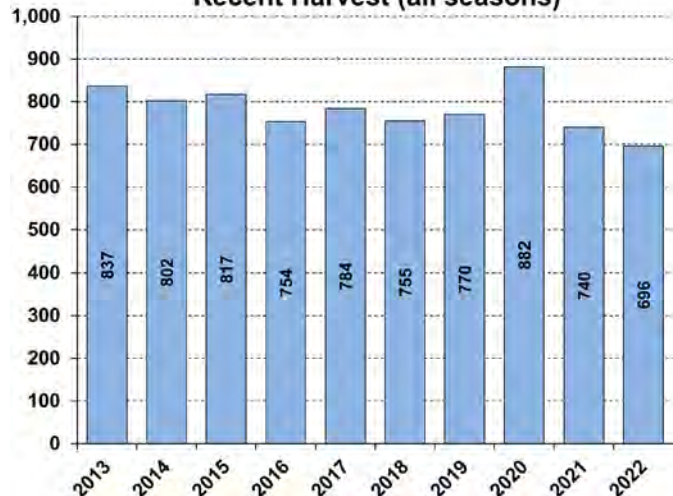
Age/Sex Composition of Recent Harvest (%)

	2019	2020	2021	2022	2023
M - Adult	29.9	28.6	28.9	32.0	31.6
M - Yearling	21.3	21.2	22.2	16.7	19.7
M - Fawn	8.3	8.2	8.0	11.4	7.1
F - Adult	36.0	36.1	36.6	33.6	35.1
F - Fawn	4.5	6.0	4.3	6.3	6.4

M - Adult = 2.5 and older; F - Adult = 1.5 and older



Recent Harvest (all seasons)





WHITE-TAILED DEER SUMMARY 2023-2024: MACOUPIN COUNTY

Forest Wildlife Program, Illinois Department of Natural Resources



County Size: 868 square miles

Year Opened to Deer Hunting: 1963

Record Harvest: 3,860 (2005)

Average Harvest (previous 10 years): 2,791

Total 2023-2024 Harvest (all seasons): 3,115

Permits issued/quota 2023-2024 (excludes landowner; archery and youth are statewide):

Firearm: 4916/5000 **Muzzle:** 471/600

Late Winter: 72

Chronic Wasting Disease Detected: No

Check Station Location: N/A

Late Winter Season in 2024-2025: Yes. Deer Vehicle Accident (DVA) rates (accidents per billion miles driven) are used as an index of deer population size. Counties remain or are added to Late Winter season if DVA rates are above goal, or other factors (excessive crop damage and/or disease issues) are present.

Last year in Late Winter: 2019 - Present

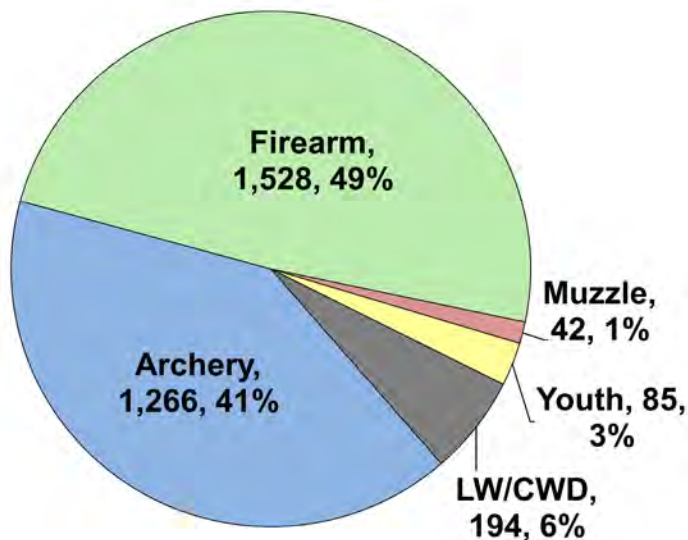
Recent Archery Harvest by Bow Type

Type	2019	2020	2021	2022	2023
Compound	706	651	581	555	577
Crossbow	520	616	604	601	677
Traditional	10	14	11	16	12
Total	1236	1281	1196	1172	1266

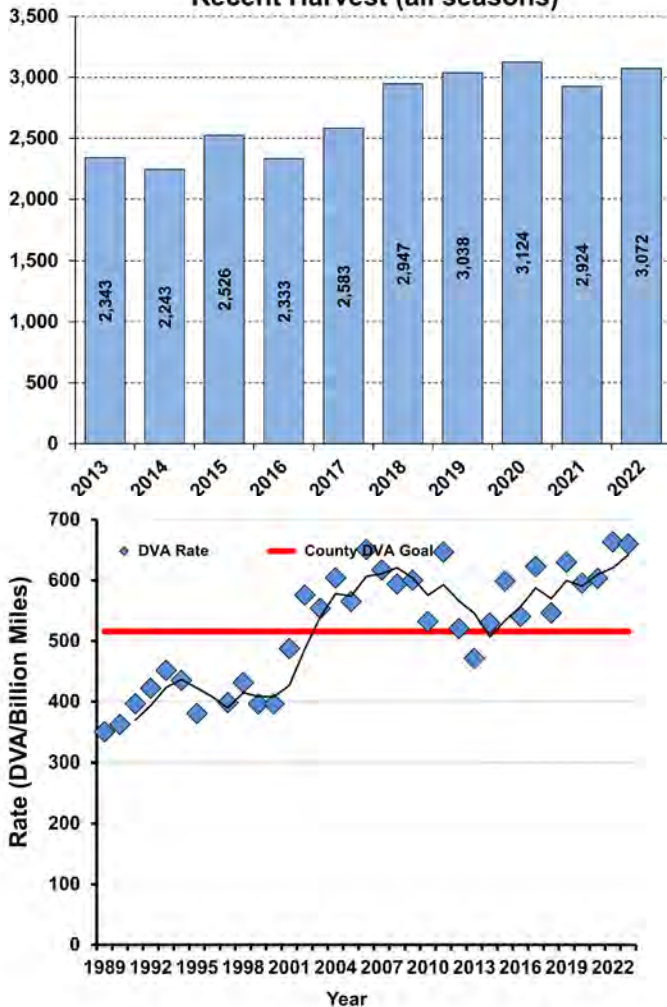
Age/Sex Composition of Recent Harvest (%)

	2019	2020	2021	2022	2023
M - Adult	28.7	29.4	28.3	29.9	31.5
M - Yearling	18.3	16.0	15.4	16.0	14.0
M - Fawn	8.9	8.4	9.7	9.3	8.5
F - Adult	37.7	40.7	38.0	38.1	38.6
F - Fawn	6.3	5.6	8.7	6.6	7.4

M - Adult = 2.5 and older; F - Adult = 1.5 and older



Recent Harvest (all seasons)





WHITE-TAILED DEER SUMMARY 2023-2024: MADISON COUNTY

Forest Wildlife Program, Illinois Department of Natural Resources



County Size: 741 square miles

Year Opened to Deer Hunting: 1966

Record Harvest: 2,544 (2007)

Average Harvest (previous 10 years): 1,731

Total 2023-2024 Harvest (all seasons): 1,875

Permits issued/quota 2023-2024 (excludes landowner; archery and youth are statewide):

Firearm: 2300/2300 **Muzzle:** 255/310

Late Winter: 70

Chronic Wasting Disease Detected: No

Check Station Location: N/A

Late Winter Season in 2024-2025: Yes. Deer Vehicle Accident (DVA) rates (accidents per billion miles driven) are used as an index of deer population size. Counties remain or are added to Late Winter season if DVA rates are above goal, or other factors (excessive crop damage and/or disease issues) are present.

Last year in Late Winter: 2005 - Present

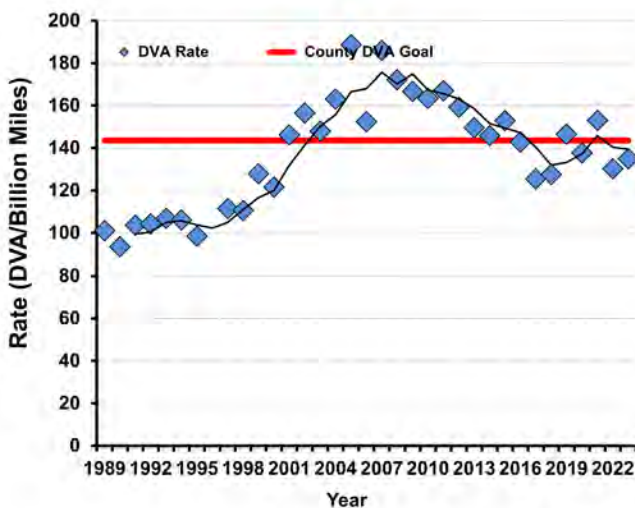
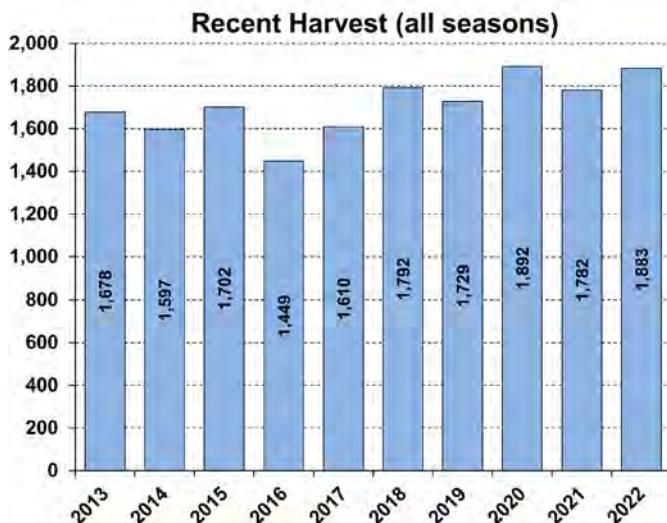
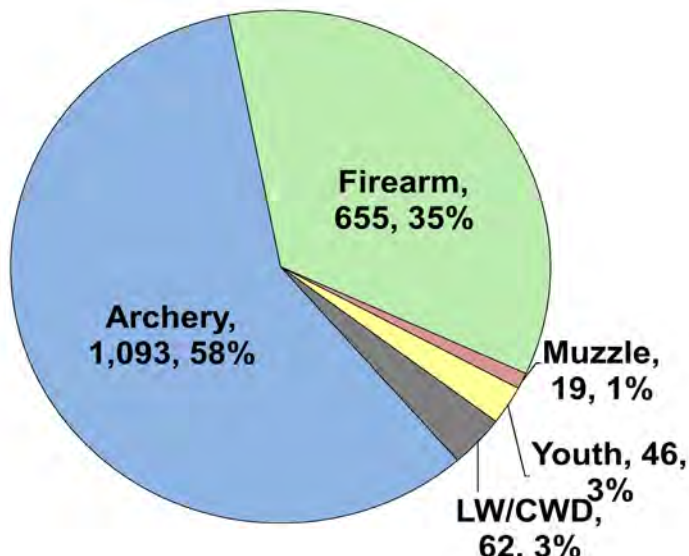
Recent Archery Harvest by Bow Type

Type	2019	2020	2021	2022	2023
Compound	537	572	487	460	497
Crossbow	442	566	561	574	586
Traditional	8	10	8	8	10
Total	987	1148	1056	1042	1093

Age/Sex Composition of Recent Harvest (%)

	2019	2020	2021	2022	2023
M - Adult	23.3	24.6	28.3	26.0	27.6
M - Yearling	21.9	20.5	19.3	19.3	19.0
M - Fawn	8.3	9.1	9.0	9.9	8.2
F - Adult	40.9	40.4	37.4	40.0	39.7
F - Fawn	5.6	5.3	6.1	4.8	5.4

M - Adult = 2.5 and older; F - Adult = 1.5 and older





WHITE-TAILED DEER SUMMARY 2023-2024: MARION COUNTY

Forest Wildlife Program, Illinois Department of Natural Resources



County Size: 576 square miles

Year Opened to Deer Hunting: 1965

Record Harvest: 3,897 (2007)

Average Harvest (previous 10 years): 2,912

Total 2023-2024 Harvest (all seasons): 3,517

Permits issued/quota 2023-2024 (excludes landowner; archery and youth are statewide):

Firearm: 4100/4100 **Muzzle:** 511/645

Late Winter: 117

Chronic Wasting Disease Detected: No

Check Station Location: N/A

Late Winter Season in 2024-2025: Yes. Deer Vehicle Accident (DVA) rates (accidents per billion miles driven) are used as an index of deer population size. Counties remain or are added to Late Winter season if DVA rates are above goal, or other factors (excessive crop damage and/or disease issues) are present.

Last year in Late Winter: 2005 - Present

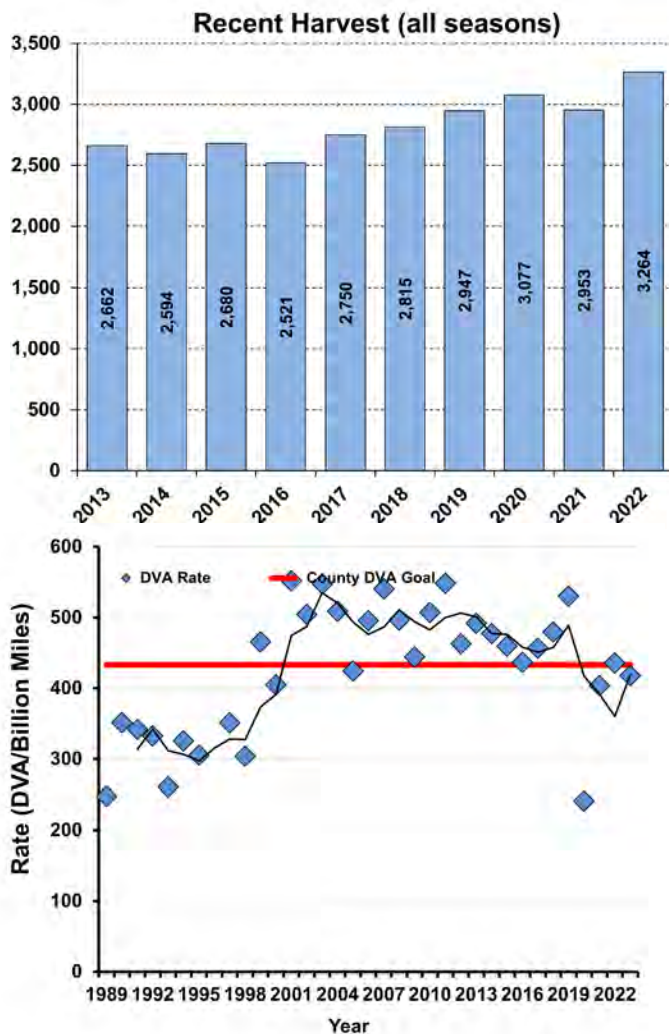
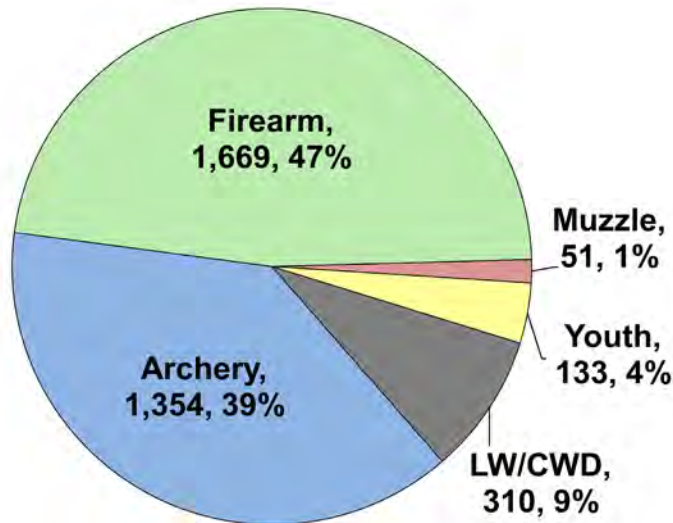
Recent Archery Harvest by Bow Type

Type	2019	2020	2021	2022	2023
Compound	614	563	557	499	597
Crossbow	563	680	639	635	746
Traditional	9	16	11	7	11
Total	1186	1259	1207	1141	1354

Age/Sex Composition of Recent Harvest (%)

	2019	2020	2021	2022	2023
M - Adult	26.9	28.4	29.5	28.3	32.0
M - Yearling	19.9	16.6	15.2	16.2	16.1
M - Fawn	8.3	9.1	10.6	9.4	8.4
F - Adult	37.8	39.3	38.0	38.0	37.3
F - Fawn	7.0	6.6	6.7	8.1	6.1

M - Adult = 2.5 and older; F - Adult = 1.5 and older





WHITE-TAILED DEER SUMMARY 2023-2024: MARSHALL COUNTY

Forest Wildlife Program, Illinois Department of Natural Resources



County Size: 399 square miles

Year Opened to Deer Hunting: 1957

Record Harvest: 1,387 (2007)

Average Harvest (previous 10 years): 1,007

Total 2023-2024 Harvest (all seasons): 1,106

Permits issued/quota 2023-2024 (excludes landowner; archery and youth are statewide):

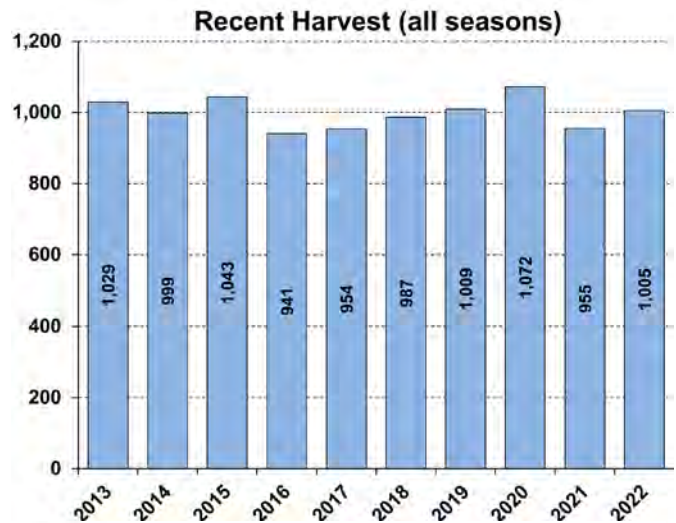
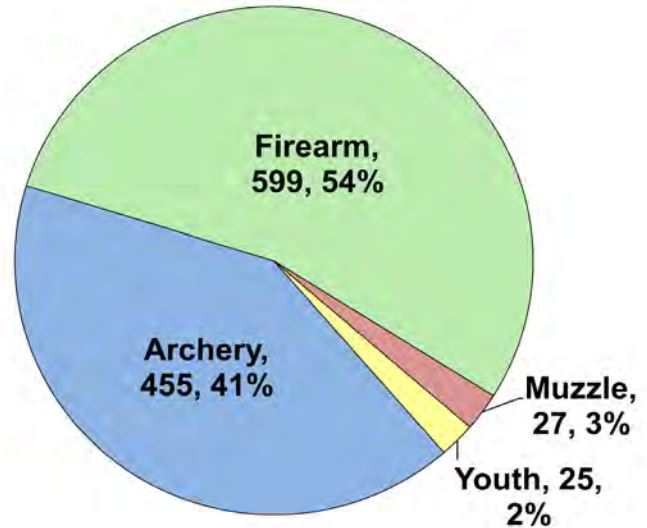
Firearm: 1500/1500 **Muzzle:** 258/315

Chronic Wasting Disease Detected: No

Check Station Location: N/A

Late Winter/CWD Season in 2024-2025: No. Deer Vehicle Accident (DVA) rates (accidents per billion miles driven) are used as an index of deer population size. Counties are closed to Late Winter/CWD season if DVA rates remain below goal, unless other factors (excessive crop damage and/or disease issues) are present.

Last year in Late Winter/CWD: 2016



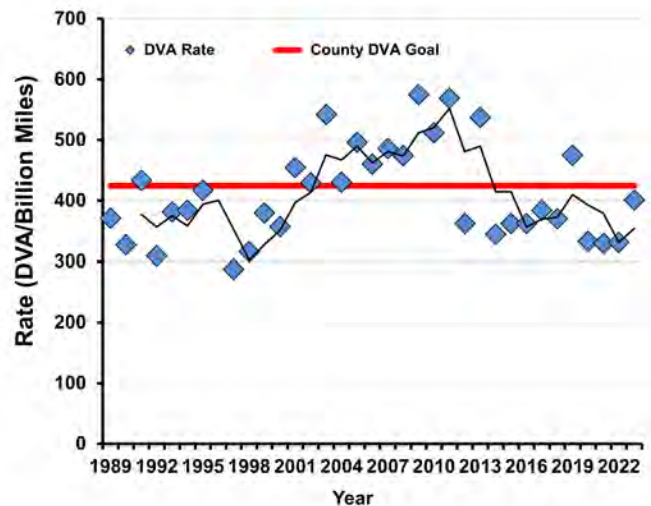
Recent Archery Harvest by Bow Type

Type	2019	2020	2021	2022	2023
Compound	210	195	165	159	176
Crossbow	180	235	205	221	277
Traditional	3	1	0	3	2
Total	393	431	370	383	455

Age/Sex Composition of Recent Harvest (%)

	2019	2020	2021	2022	2023
M - Adult	26.5	27.6	30.2	31.4	31.6
M - Yearling	20.3	17.5	18.2	15.7	19.4
M - Fawn	8.2	7.7	9.7	9.4	7.9
F - Adult	39.4	39.9	34.7	36.8	35.4
F - Fawn	5.6	7.2	7.2	6.7	5.7

M - Adult = 2.5 and older; F - Adult = 1.5 and older





WHITE-TAILED DEER SUMMARY 2023-2024: MASON COUNTY

Forest Wildlife Program, Illinois Department of Natural Resources



County Size: 564 square miles

Year Opened to Deer Hunting: 1957

Record Harvest: 1,320 (2004)

Average Harvest (previous 10 years): 875

Total 2023-2024 Harvest (all seasons): 1,007

Permits issued/quota 2023-2024 (excludes landowner; archery and youth are statewide):

Firearm: 600/600 **Muzzle:** 175/175

Chronic Wasting Disease Detected: No

Check Station Location: N/A

Late Winter/CWD Season in 2024-2025: No. Deer Vehicle Accident (DVA) rates (accidents per billion miles driven) are used as an index of deer population size. Counties are closed to Late Winter/CWD season if DVA rates remain below goal, unless other factors (excessive crop damage and/or disease issues) are present.

Last year in Late Winter/CWD: 2012

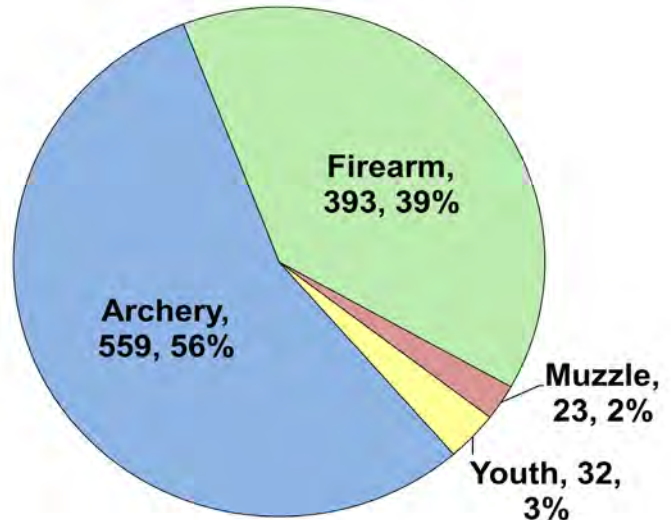
Recent Archery Harvest by Bow Type

Type	2019	2020	2021	2022	2023
Compound	240	262	220	226	227
Crossbow	249	280	276	288	327
Traditional	8	9	8	4	5
Total	497	551	504	518	559

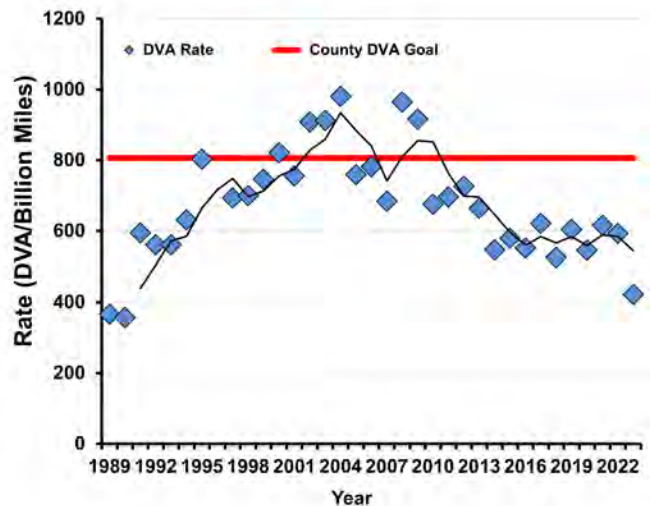
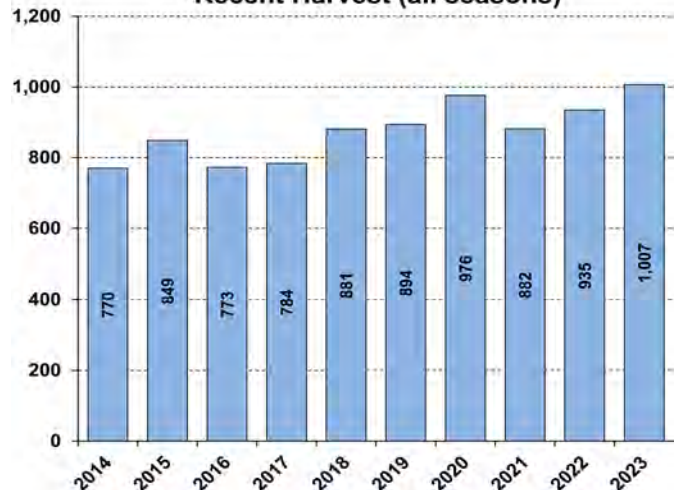
Age/Sex Composition of Recent Harvest (%)

	2019	2020	2021	2022	2023
M - Adult	30.1	33.0	33.2	33.3	35.6
M - Yearling	19.4	18.5	18.7	18.5	19.1
M - Fawn	8.6	8.3	9.8	8.9	8.1
F - Adult	35.9	34.1	31.4	33.3	31.6
F - Fawn	6.0	6.0	6.9	6.1	5.7

M - Adult = 2.5 and older; F - Adult = 1.5 and older



Recent Harvest (all seasons)





WHITE-TAILED DEER SUMMARY 2023-2024: MASSAC COUNTY

Forest Wildlife Program, Illinois Department of Natural Resources



County Size: 242 square miles

Year Opened to Deer Hunting: 1957

Record Harvest: 1,227 (2007)

Average Harvest (previous 10 years): 884

Total 2023-2024 Harvest (all seasons): 808

Permits issued/quota 2023-2024 (excludes landowner; archery and youth are statewide):

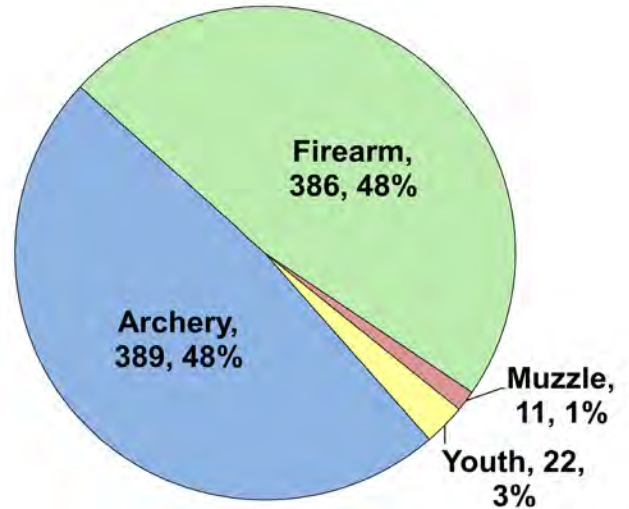
Firearm: 750/750 **Muzzle:** 100/100

Chronic Wasting Disease Detected: No

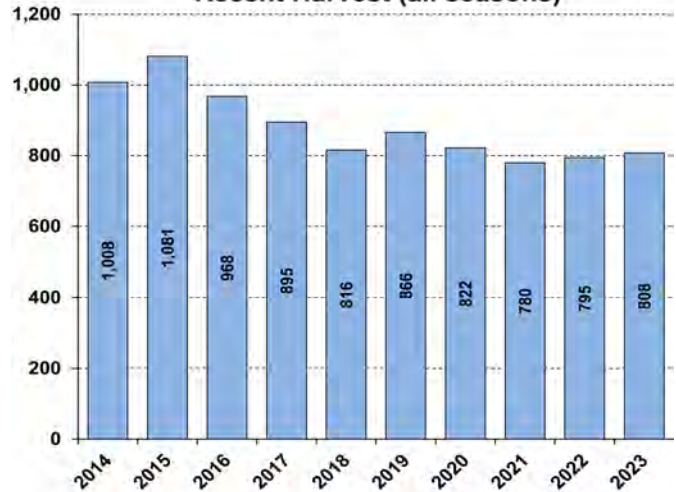
Check Station Location: N/A

Late Winter/CWD Season in 2024-2025: No. Deer Vehicle Accident (DVA) rates (accidents per billion miles driven) are used as an index of deer population size. Counties are closed to Late Winter/CWD season if DVA rates remain below goal, unless other factors (excessive crop damage and/or disease issues) are present.

Last year in Late Winter/CWD: 2009



Recent Harvest (all seasons)



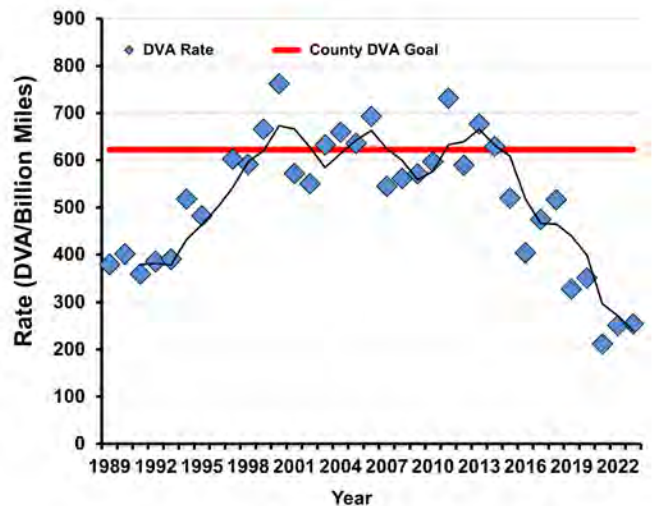
Recent Archery Harvest by Bow Type

Type	2019	2020	2021	2022	2023
Compound	231	215	176	171	169
Crossbow	168	184	184	192	215
Traditional	2	3	7	5	5
Total	401	402	367	368	389

Age/Sex Composition of Recent Harvest (%)

	2019	2020	2021	2022	2023
M - Adult	33.1	34.7	33.8	36.7	36.8
M - Yearling	16.6	15.0	16.7	16.6	17.5
M - Fawn	5.3	5.7	5.0	5.7	5.1
F - Adult	40.5	39.8	38.8	37.0	38.2
F - Fawn	4.4	4.9	5.6	4.0	2.5

M - Adult = 2.5 and older; F - Adult = 1.5 and older





WHITE-TAILED DEER SUMMARY 2023-2024: McDONOUGH COUNTY

Forest Wildlife Program, Illinois Department of Natural Resources



County Size: 591 square miles

Year Opened to Deer Hunting: 1959

Record Harvest: 2,085 (2009)

Average Harvest (previous 10 years): 1,522

Total 2023-2024 Harvest (all seasons): 1,600

Permits issued/quota 2023-2024 (excludes landowner; archery and youth are statewide):

Firearm: 2171/2200 **Muzzle:** 293/350

Late Winter: 31

Chronic Wasting Disease Detected: No

Check Station Location: N/A

Late Winter Season in 2024-2025: Yes. Deer Vehicle Accident (DVA) rates (accidents per billion miles driven) are used as an index of deer population size. Counties remain or are added to Late Winter season if DVA rates are above goal, or other factors (excessive crop damage and/or disease issues) are present.

Last year in Late Winter: 2005 - Present

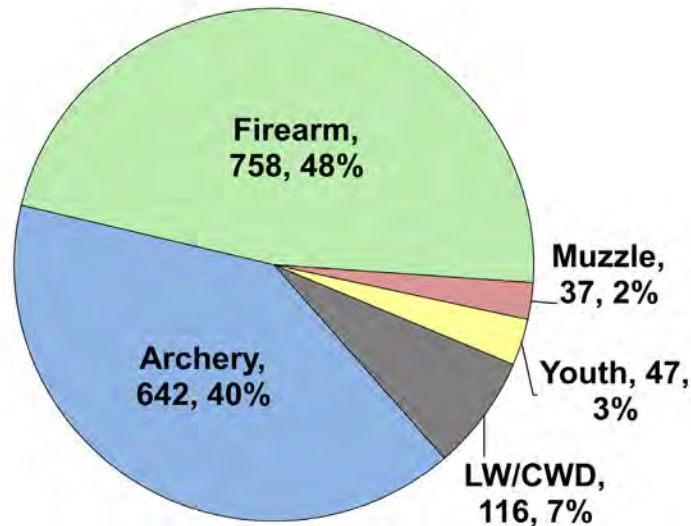
Recent Archery Harvest by Bow Type

Type	2019	2020	2021	2022	2023
Compound	342	363	331	331	315
Crossbow	228	281	302	296	323
Traditional	7	6	8	4	4
Total	577	650	641	631	642

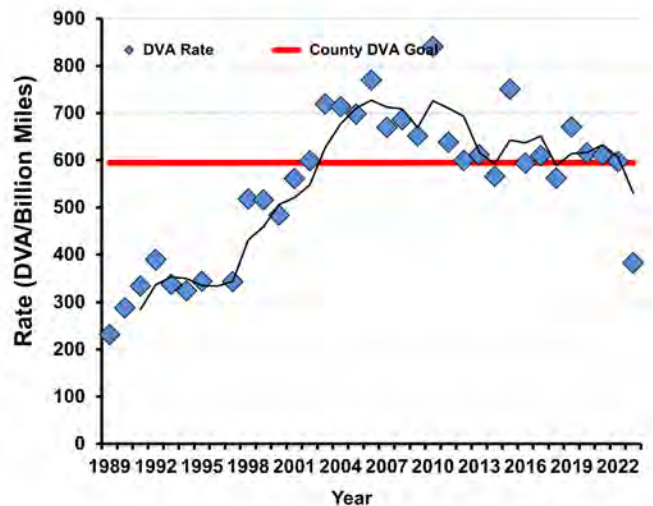
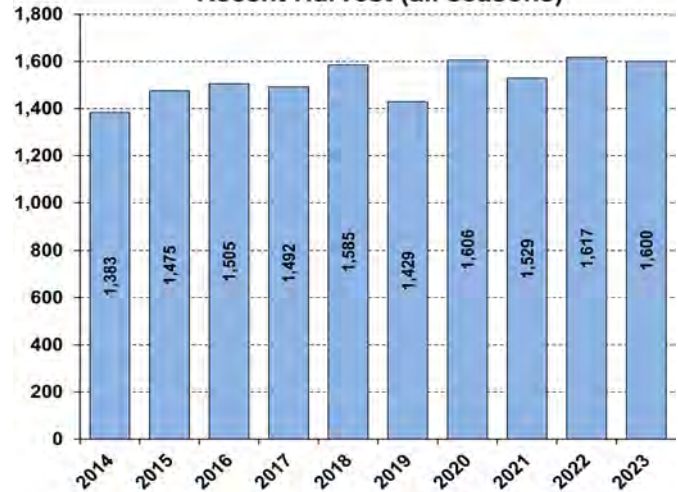
Age/Sex Composition of Recent Harvest (%)

	2019	2020	2021	2022	2023
M - Adult	27.6	29.3	31.3	28.4	32.3
M - Yearling	15.8	13.6	14.5	13.6	14.7
M - Fawn	9.7	8.5	8.6	8.3	9.5
F - Adult	38.3	41.0	38.1	43.2	37.8
F - Fawn	8.6	7.5	7.5	6.4	5.8

M - Adult = 2.5 and older; F - Adult = 1.5 and older



Recent Harvest (all seasons)





WHITE-TAILED DEER SUMMARY 2023-2024: MCHENRY COUNTY

Forest Wildlife Program, Illinois Department of Natural Resources



County Size: 611 square miles

Year Opened to Deer Hunting: 1963

Record Harvest: 1,592 (1995)

Average Harvest (previous 10 years): 974

Total 2023-2024 Harvest (all seasons): 1,006

Permits issued/quota 2023-2024 (excludes landowner; archery and youth are statewide):

Firearm: 1418/3400 **Muzzle:** 156/550

CWD: 44

Chronic Wasting Disease Detected: Yes

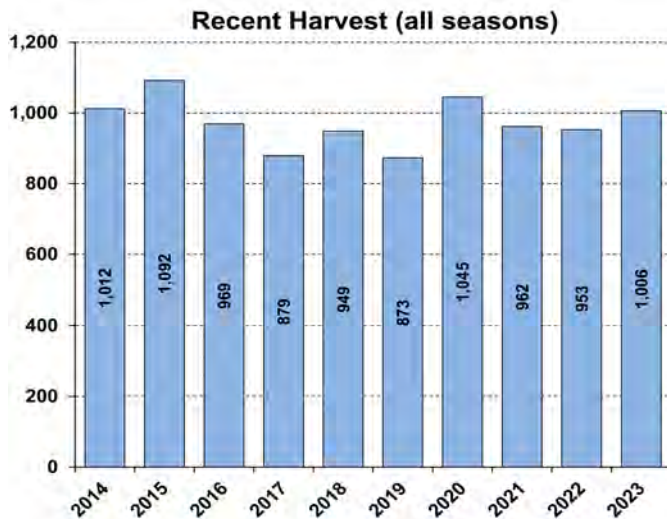
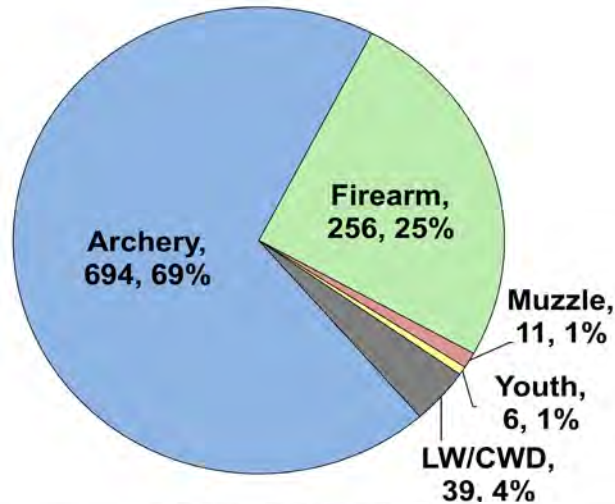
Check Station Location: Volo Bog SP

CWD Season in 2024-2025: Yes. CWD has and continues to be detected in this county. CWD season allows for extra hunter harvest to reduce deer density and disease transmission.

Number tested for CWD in 2023-24: 524

CWD positive deer in 2023-24: 50

IDNR sharpshooting: 115 deer were removed via sharpshooting which is used to supplement hunter harvest, allows localized deer reductions in known CWD positive areas to reduce transmission rates and environmental contamination.



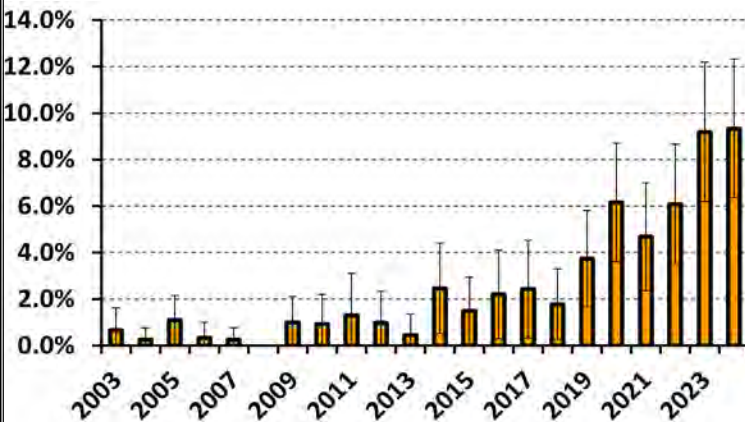
Recent Archery Harvest by Bow Type

Type	2019	2020	2021	2022	2023
Compound	376	418	350	362	360
Crossbow	194	233	282	301	322
Traditional	12	11	12	6	12
Total	582	662	644	669	694

Age/Sex Composition of Recent Harvest (%)

	2019	2020	2021	2022	2023
M - Adult	34.1	30.7	30.0	31.7	33.9
M - Yearling	25.9	23.3	26.6	24.4	22.5
M - Fawn	8.1	9.2	9.0	7.7	7.1
F - Adult	28.3	31.2	29.6	30.3	30.9
F - Fawn	3.6	5.6	4.7	6.0	5.7

M - Adult = 2.5 and older; F - Adult = 1.5 and older





WHITE-TAILED DEER SUMMARY 2023-2024: MCLEAN COUNTY

Forest Wildlife Program, Illinois Department of Natural Resources



County Size: 1,186 square miles

Year Opened to Deer Hunting: 1970

Record Harvest: 1,688 (2010)

Average Harvest (previous 10 years): 1,166

Total 2023-2024 Harvest (all seasons): 1,297

Permits issued/quota 2023-2024 (excludes landowner; archery and youth are statewide):

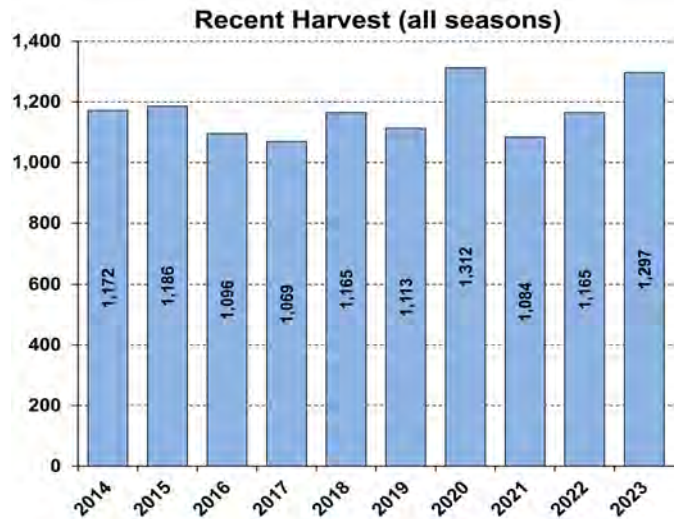
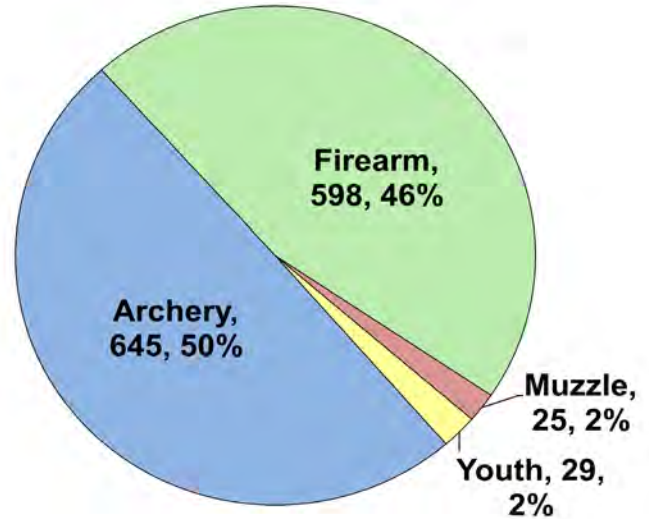
Firearm: 1875/1875 **Muzzle:** 269/375

Chronic Wasting Disease Detected: No

Check Station Location: N/A

Late Winter/CWD Season in 2024-2025: No. Deer Vehicle Accident (DVA) rates (accidents per billion miles driven) are used as an index of deer population size. Counties are closed to Late Winter/CWD season if DVA rates remain below goal, unless other factors (excessive crop damage and/or disease issues) are present.

Last year in Late Winter/CWD: 2019



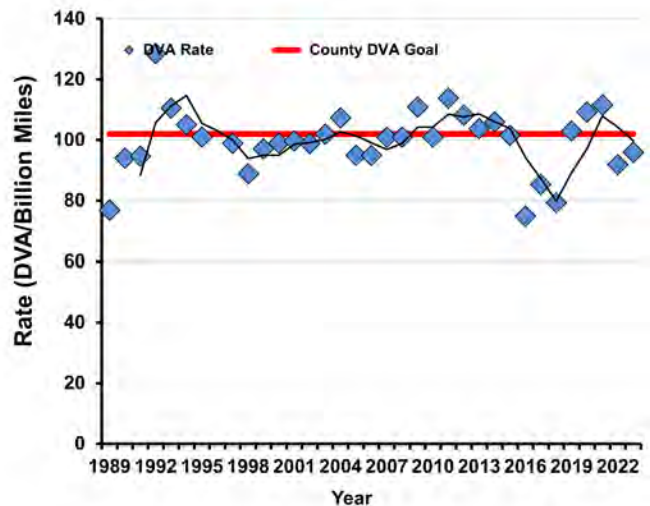
Recent Archery Harvest by Bow Type

Type	2019	2020	2021	2022	2023
Compound	275	317	228	227	256
Crossbow	260	303	278	357	382
Traditional	4	3	10	5	7
Total	539	623	516	589	645

Age/Sex Composition of Recent Harvest (%)

	2019	2020	2021	2022	2023
M - Adult	29.1	28.6	30.7	31.0	36.2
M - Yearling	19.7	19.0	18.5	18.0	17.3
M - Fawn	9.2	8.5	6.9	6.9	7.0
F - Adult	37.1	39.2	39.0	39.3	35.2
F - Fawn	4.9	4.7	4.9	4.8	4.2

M - Adult = 2.5 and older; F - Adult = 1.5 and older





WHITE-TAILED DEER SUMMARY 2023-2024: MENARD COUNTY

Forest Wildlife Program, Illinois Department of Natural Resources



County Size: 316 square miles

Year Opened to Deer Hunting: 1962

Record Harvest: 1,035 (2005)

Average Harvest (previous 10 years): 799

Total 2023-2024 Harvest (all seasons): 874

Permits issued/quota 2023-2024 (excludes landowner; archery and youth are statewide):

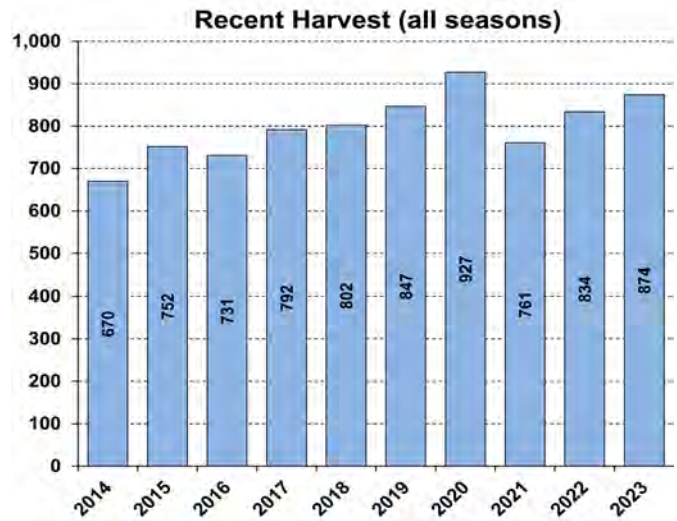
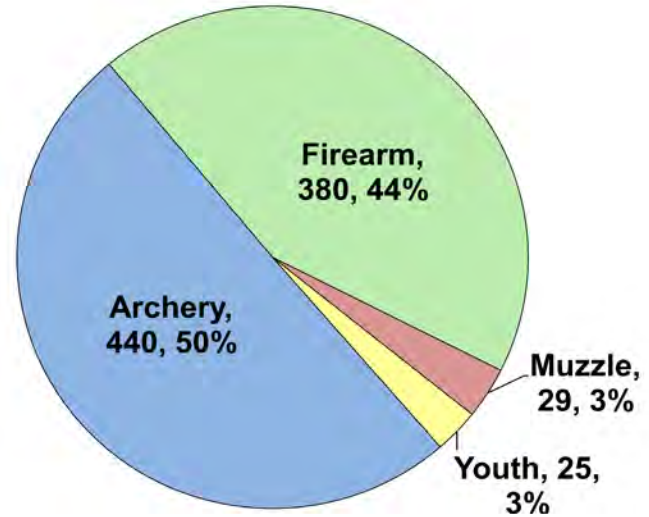
Firearm: 1000/1000 **Muzzle:** 160/160

Chronic Wasting Disease Detected: No

Check Station Location: N/A

Late Winter/CWD Season in 2024-2025: No. Deer Vehicle Accident (DVA) rates (accidents per billion miles driven) are used as an index of deer population size. Counties are closed to Late Winter/CWD season if DVA rates remain below goal, unless other factors (excessive crop damage and/or disease issues) are present.

Last year in Late Winter/CWD: 2014



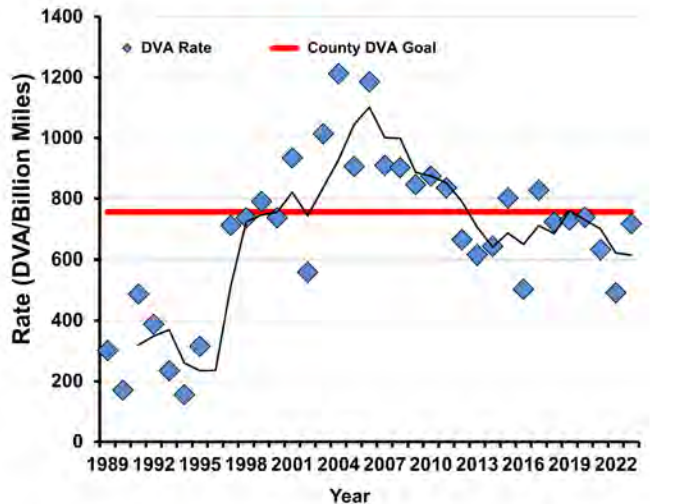
Recent Archery Harvest by Bow Type

Type	2019	2020	2021	2022	2023
Compound	219	241	195	207	195
Crossbow	222	266	201	228	244
Traditional	2	1	4	3	1
Total	443	508	400	438	440

Age/Sex Composition of Recent Harvest (%)

	2019	2020	2021	2022	2023
M - Adult	31.8	33.5	33.5	33.1	37.6
M - Yearling	15.6	12.1	14.1	13.4	13.3
M - Fawn	6.7	6.6	7.2	7.4	6.8
F - Adult	41.0	42.2	39.6	41.0	38.0
F - Fawn	5.0	5.6	5.7	5.0	4.3

M - Adult = 2.5 and older; F - Adult = 1.5 and older





WHITE-TAILED DEER SUMMARY 2023-2024: MERCER COUNTY

Forest Wildlife Program, Illinois Department of Natural Resources



County Size: 568 square miles

Year Opened to Deer Hunting: 1957

Record Harvest: 1,623 (2006)

Average Harvest (previous 10 years): 1,496

Total 2023-2024 Harvest (all seasons): 1,550

Permits issued/quota 2023-2024 (excludes landowner; archery and youth are statewide):

Firearm: 2503/2900 **Muzzle:** 393/500

Late Winter: 24

Chronic Wasting Disease Detected: No

Check Station Location: N/A

Late Winter Season in 2024-2025: Yes. Deer Vehicle Accident (DVA) rates (accidents per billion miles driven) are used as an index of deer population size. Counties remain or are added to Late Winter season if DVA rates are above goal, or other factors (excessive crop damage and/or disease issues) are present.

Last year in Late Winter: 2007 - Present

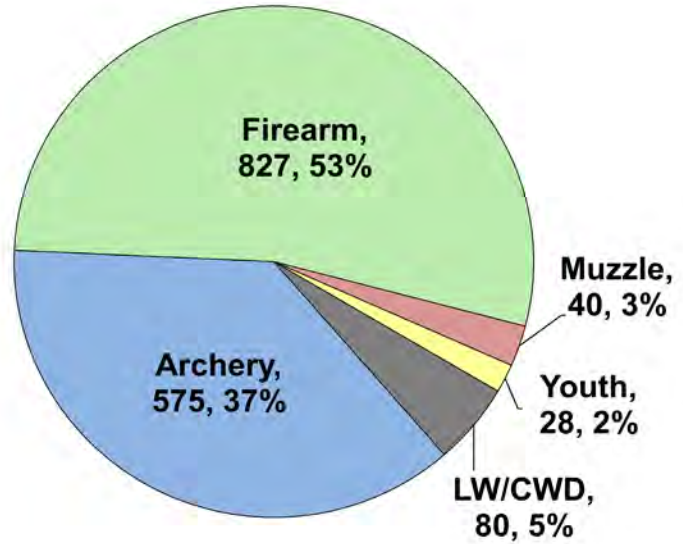
Recent Archery Harvest by Bow Type

Type	2019	2020	2021	2022	2023
Compound	256	277	234	228	227
Crossbow	279	344	261	301	344
Traditional	3	3	3	3	4
Total	538	624	498	532	575

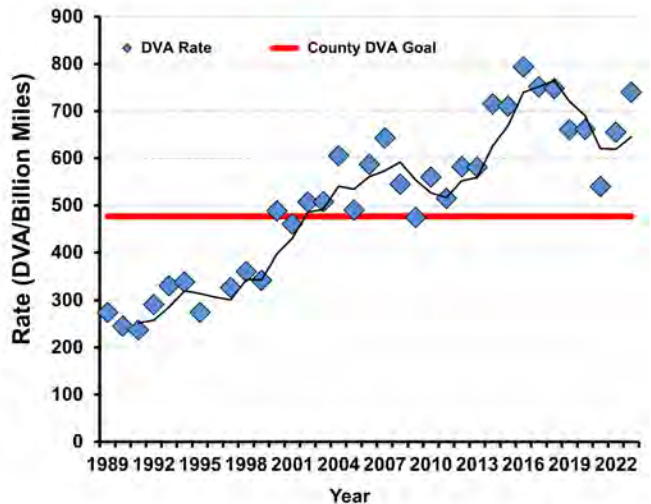
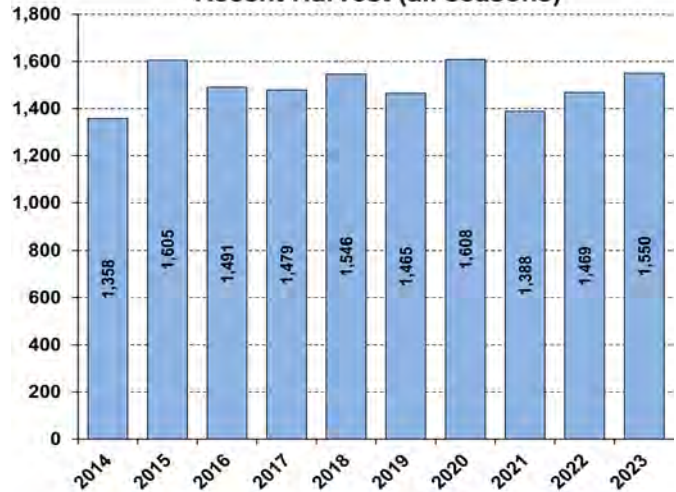
Age/Sex Composition of Recent Harvest (%)

	2019	2020	2021	2022	2023
M - Adult	24.4	29.2	28.9	31.7	31.0
M - Yearling	16.5	16.4	15.5	14.7	16.3
M - Fawn	11.3	10.0	11.0	8.4	9.4
F - Adult	38.4	38.6	38.2	37.2	37.2
F - Fawn	9.4	5.8	6.4	8.1	6.2

M - Adult = 2.5 and older; F - Adult = 1.5 and older



Recent Harvest (all seasons)





WHITE-TAILED DEER SUMMARY 2023-2024: MONROE COUNTY

Forest Wildlife Program, Illinois Department of Natural Resources



County Size: 398 square miles

Year Opened to Deer Hunting: 1964

Record Harvest: 1,797 (2023)

Average Harvest (previous 10 years): 1,540

Total 2023-2024 Harvest (all seasons): 1,797

Permits issued/quota 2023-2024 (excludes landowner; archery and youth are statewide):

Firearm: 2700/2700 **Muzzle:** 337/345

Late Winter: 59

Chronic Wasting Disease Detected: No

Check Station Location: N/A

Late Winter Season in 2024-2025: Yes. Deer Vehicle Accident (DVA) rates (accidents per billion miles driven) are used as an index of deer population size. Counties remain or are added to Late Winter season if DVA rates are above goal, or other factors (excessive crop damage and/or disease issues) are present.

Last year in Late Winter: 2006 - Present

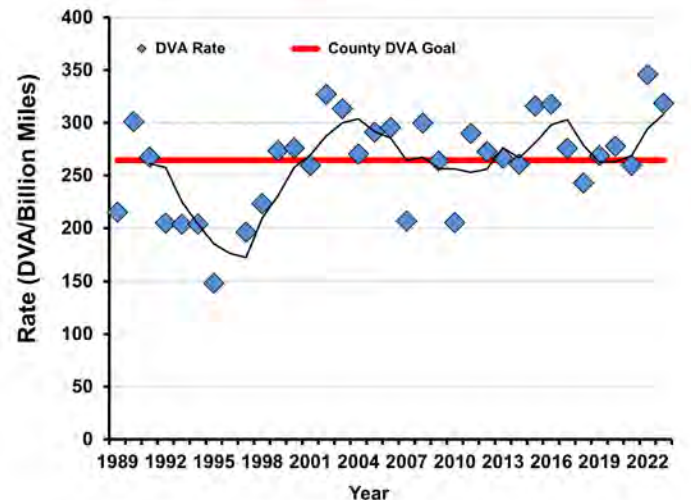
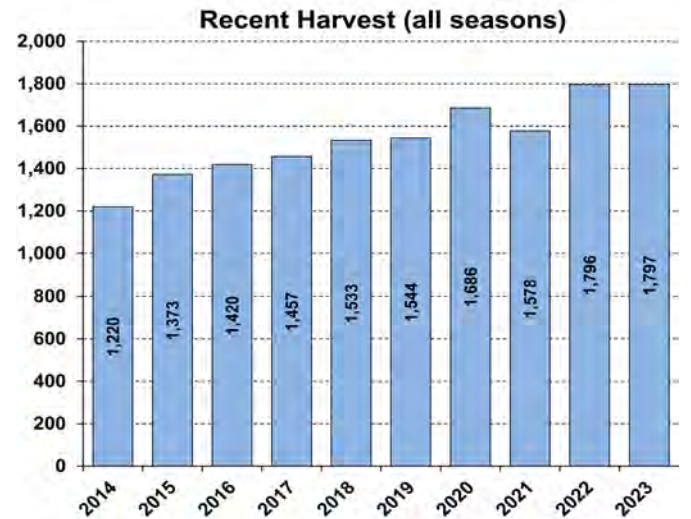
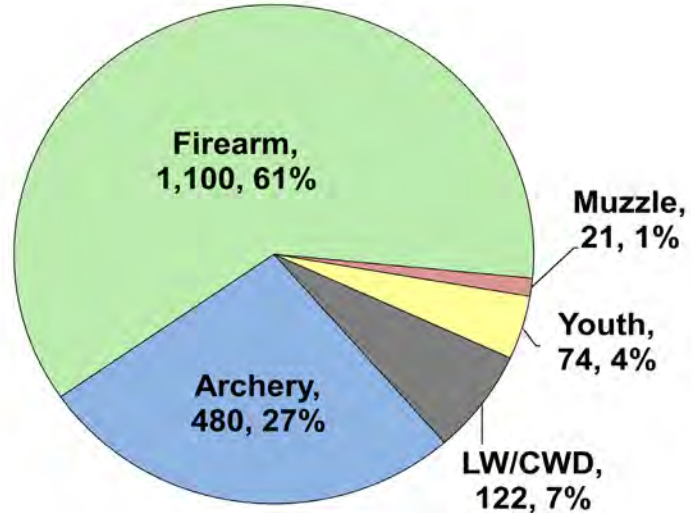
Recent Archery Harvest by Bow Type

Type	2019	2020	2021	2022	2023
Compound	216	245	184	165	172
Crossbow	251	282	287	326	301
Traditional	6	4	8	5	7
Total	473	531	479	496	480

Age/Sex Composition of Recent Harvest (%)

	2019	2020	2021	2022	2023
M - Adult	26.0	27.9	27.1	29.5	30.4
M - Yearling	21.2	18.3	20.8	17.6	19.4
M - Fawn	8.2	8.4	9.1	9.1	7.3
F - Adult	38.9	40.2	37.7	38.3	37.0
F - Fawn	5.7	5.2	5.3	5.5	5.8

M - Adult = 2.5 and older; F - Adult = 1.5 and older





WHITE-TAILED DEER SUMMARY 2023-2024: MONTGOMERY COUNTY

Forest Wildlife Program, Illinois Department of Natural Resources



County Size: 710 square miles

Year Opened to Deer Hunting: 1966

Record Harvest: 2,424 (2005)

Average Harvest (previous 10 years): 1,664

Total 2023-2024 Harvest (all seasons): 1,946

Permits issued/quota 2023-2024 (excludes landowner; archery and youth are statewide):

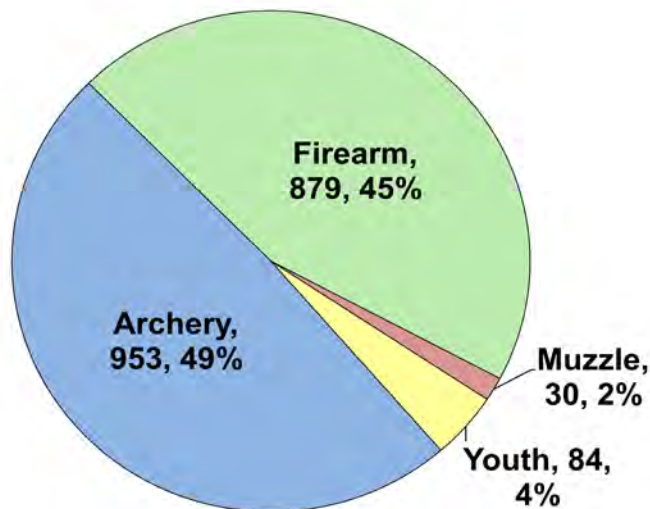
Firearm: 1900/1900 **Muzzle:** 249/250

Chronic Wasting Disease Detected: No

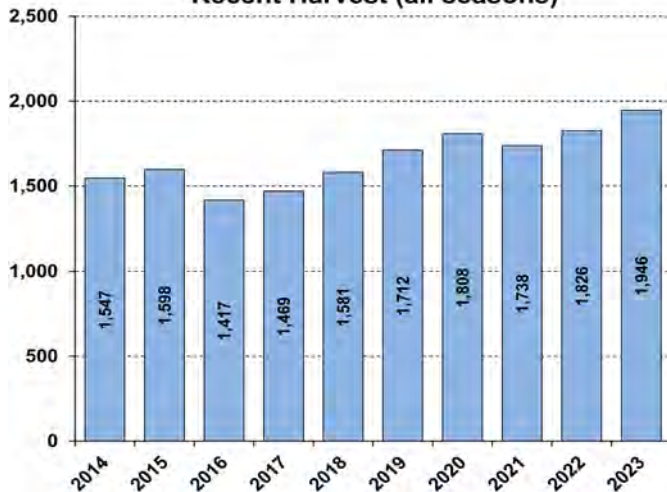
Check Station Location: N/A

Late Winter/CWD Season in 2024-2025: No. Deer Vehicle Accident (DVA) rates (accidents per billion miles driven) are used as an index of deer population size. Counties are closed to Late Winter/CWD season if DVA rates remain below goal, unless other factors (excessive crop damage and/or disease issues) are present.

Last year in Late Winter/CWD: 2015



Recent Harvest (all seasons)



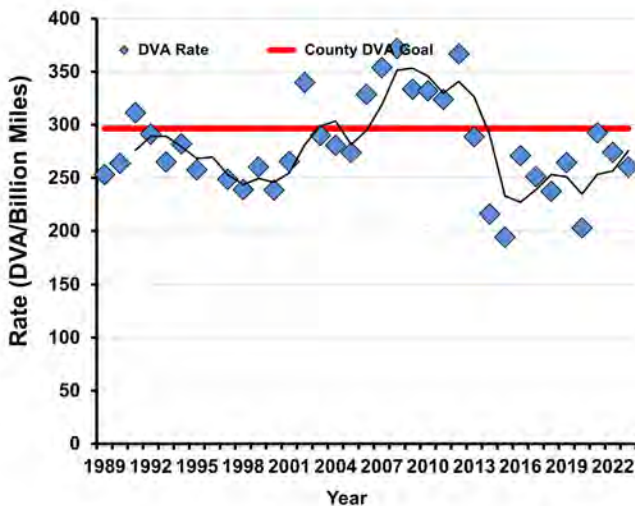
Recent Archery Harvest by Bow Type

Type	2019	2020	2021	2022	2023
Compound	506	498	458	436	430
Crossbow	327	425	427	418	520
Traditional	8	4	2	7	3
Total	841	927	887	861	953

Age/Sex Composition of Recent Harvest (%)

	2019	2020	2021	2022	2023
M - Adult	28.3	31.5	30.1	28.1	32.1
M - Yearling	18.5	18.1	17.0	17.0	18.6
M - Fawn	7.5	8.0	9.4	10.0	8.3
F - Adult	39.0	36.6	36.8	38.0	36.3
F - Fawn	6.7	5.8	6.7	6.9	4.7

M - Adult = 2.5 and older; F - Adult = 1.5 and older





WHITE-TAILED DEER SUMMARY 2023-2024: MORGAN COUNTY

Forest Wildlife Program, Illinois Department of Natural Resources



County Size: 574 square miles

Year Opened to Deer Hunting: 1957

Record Harvest: 2,222 (2005)

Average Harvest (previous 10 years): 1,344

Total 2023-2024 Harvest (all seasons): 1,431

Permits issued/quota 2023-2024 (excludes landowner; archery and youth are statewide):

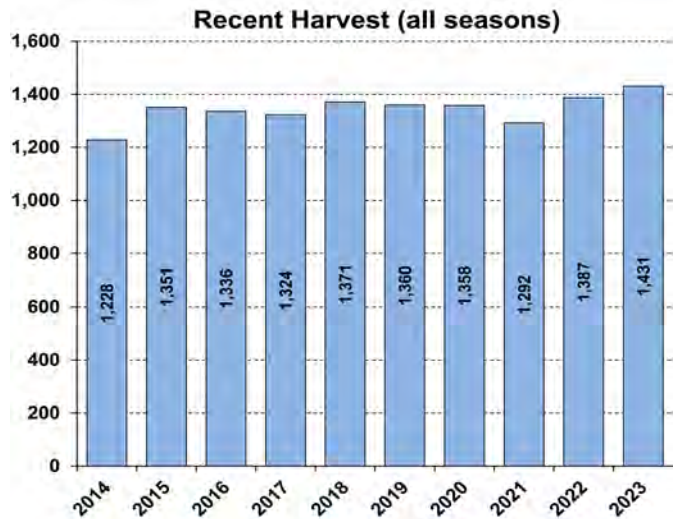
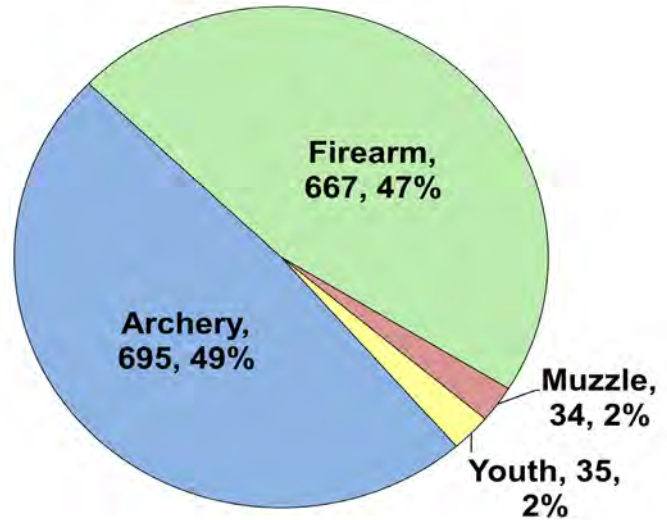
Firearm: 1300/1300 **Muzzle:** 200/200

Chronic Wasting Disease Detected: No

Check Station Location: N/A

Late Winter/CWD Season in 2024-2025: No. Deer Vehicle Accident (DVA) rates (accidents per billion miles driven) are used as an index of deer population size. Counties are closed to Late Winter/CWD season if DVA rates remain below goal, unless other factors (excessive crop damage and/or disease issues) are present.

Last year in Late Winter/CWD: 2012



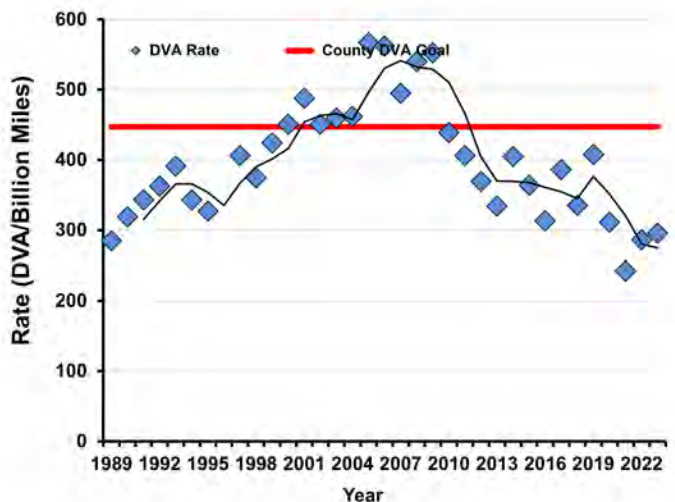
Recent Archery Harvest by Bow Type

Type	2019	2020	2021	2022	2023
Compound	376	358	345	338	352
Crossbow	295	317	316	317	333
Traditional	7	6	6	6	10
Total	678	681	667	661	695

Age/Sex Composition of Recent Harvest (%)

	2019	2020	2021	2022	2023
M - Adult	33.2	34.5	38.9	38.6	40.4
M - Yearling	17.2	15.7	15.0	13.3	13.3
M - Fawn	9.0	8.0	7.4	8.0	7.3
F - Adult	35.1	36.6	33.7	35.9	33.5
F - Fawn	5.4	5.3	5.0	4.2	5.5

M - Adult = 2.5 and older; F - Adult = 1.5 and older





WHITE-TAILED DEER SUMMARY 2023-2024: MOULTRIE COUNTY

Forest Wildlife Program, Illinois Department of Natural Resources



County Size: 344 square miles

Year Opened to Deer Hunting: 1972

Record Harvest: 777 (2011)

Average Harvest (previous 10 years): 630

Total 2023-2024 Harvest (all seasons): 769

Permits issued/quota 2023-2024 (excludes landowner; archery and youth are statewide):

Firearm: 325/325 **Muzzle:** 100/100

Chronic Wasting Disease Detected: No

Check Station Location: N/A

Late Winter/CWD Season in 2024-2025: No. Deer Vehicle Accident (DVA) rates (accidents per billion miles driven) are used as an index of deer population size. Counties are closed to Late Winter/CWD season if DVA rates remain below goal, unless other factors (excessive crop damage and/or disease issues) are present.

Last year in Late Winter/CWD: Never

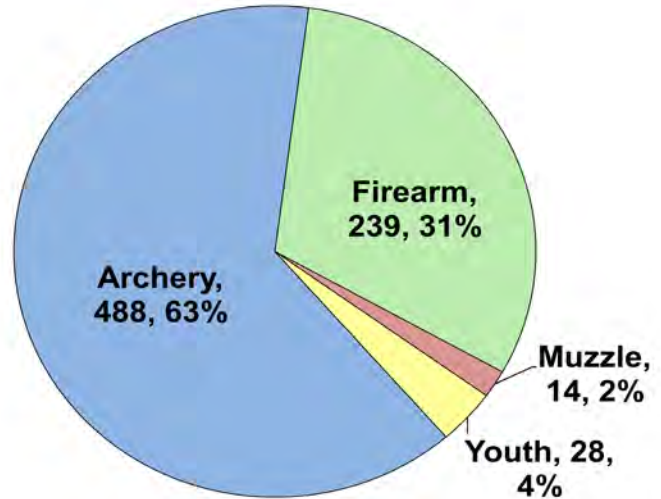
Recent Archery Harvest by Bow Type

Type	2019	2020	2021	2022	2023
Compound	205	251	185	200	250
Crossbow	190	233	232	245	235
Traditional	5	4	3	3	3
Total	400	488	420	448	488

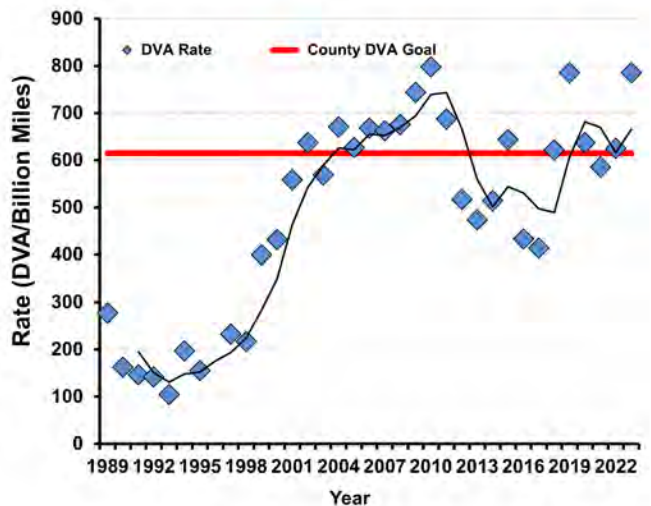
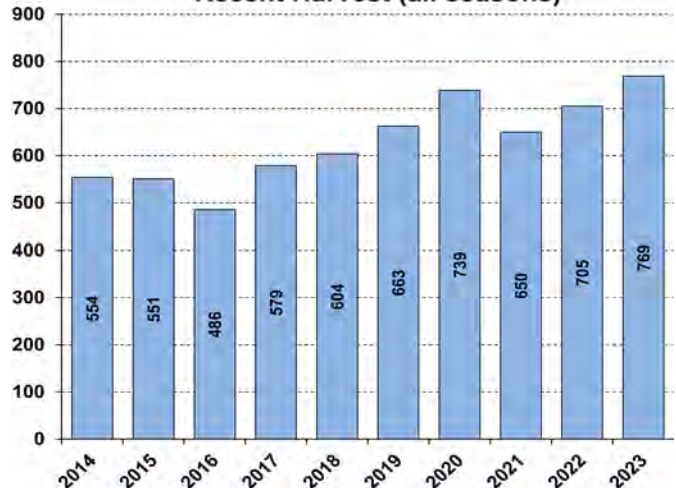
Age/Sex Composition of Recent Harvest (%)

	2019	2020	2021	2022	2023
M - Adult	23.4	25.2	24.3	28.1	27.7
M - Yearling	25.5	20.4	19.5	21.4	18.9
M - Fawn	8.0	9.1	12.3	9.8	9.2
F - Adult	35.6	37.8	36.0	33.6	38.0
F - Fawn	7.5	7.6	7.8	7.1	6.2

M - Adult = 2.5 and older; F - Adult = 1.5 and older



Recent Harvest (all seasons)





WHITE-TAILED DEER SUMMARY 2023-2024: OGLE COUNTY

Forest Wildlife Program, Illinois Department of Natural Resources



County Size: 764 square miles

Year Opened to Deer Hunting: 1957

Record Harvest: 2,488 (2006)

Average Harvest (previous 10 years): 1,592

Total 2023-2024 Harvest (all seasons): 1,457

Permits issued/quota 2023-2024 (excludes landowner; archery and youth are statewide):

Firearm: 2516/3850 **Muzzle:** 244/675

CWD: 62

Chronic Wasting Disease Detected: Yes

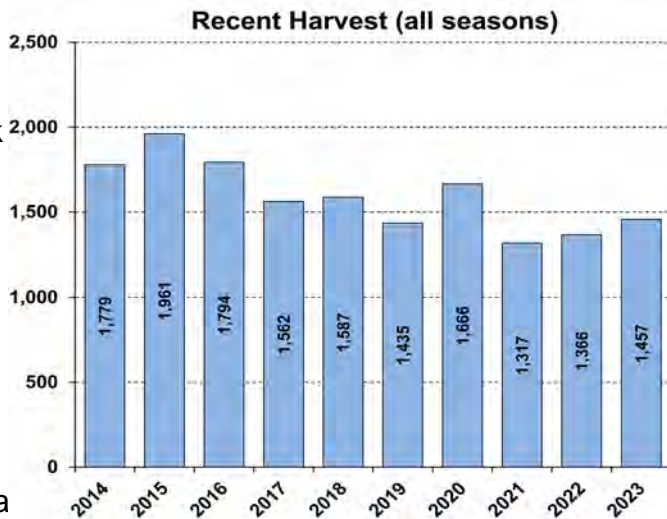
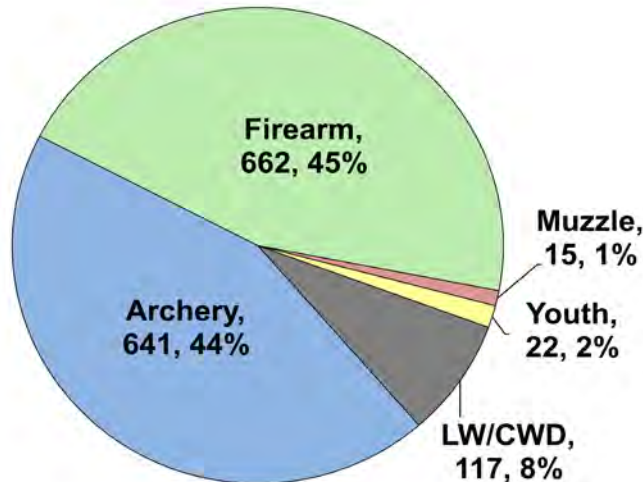
Check Station Location: Castle Rock State Park

CWD Season in 2024-2025: Yes. CWD has and continues to be detected in this county. CWD season allows for extra hunter harvest to reduce deer density and disease transmission.

Number tested for CWD in 2023-24: 499

CWD positive deer in 2023-24: 46

IDNR sharpshooting: 110 deer were removed via sharpshooting which is used to supplement hunter harvest, allows localized deer reductions in known CWD positive areas to reduce transmission rates and environmental contamination.



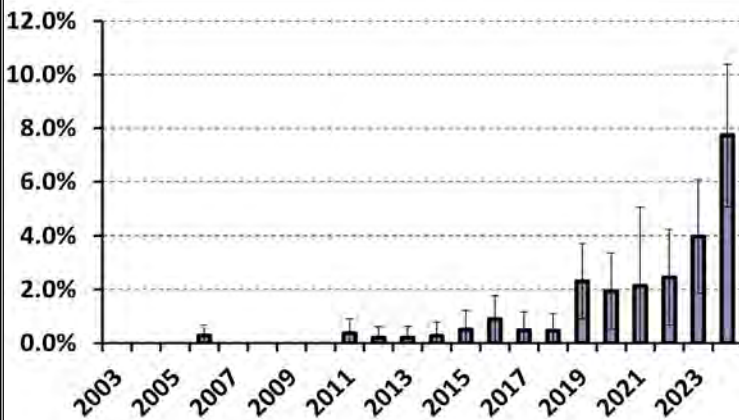
Recent Archery Harvest by Bow Type

Type	2019	2020	2021	2022	2023
Compound	386	375	256	277	322
Crossbow	250	373	277	365	316
Traditional	2	11	8	3	3
Total	638	759	541	645	641

Age/Sex Composition of Recent Harvest (%)

	2019	2020	2021	2022	2023
M - Adult	28.8	25.7	31.1	30.4	33.2
M - Yearling	20.8	17.6	18.7	20.1	18.8
M - Fawn	7.8	9.8	8.0	8.1	8.2
F - Adult	36.1	40.9	36.2	35.6	33.6
F - Fawn	6.5	6.0	6.1	5.9	6.2

M - Adult = 2.5 and older; F - Adult = 1.5 and older





WHITE-TAILED DEER SUMMARY 2023-2024: PEORIA COUNTY

Forest Wildlife Program, Illinois Department of Natural Resources



County Size: 630 square miles

Year Opened to Deer Hunting: 1962

Record Harvest: 3,366 (2009)

Average Harvest (previous 10 years): 1,927

Total 2023-2024 Harvest (all seasons): 1,960

Permits issued/quota 2023-2024 (excludes landowner; archery and youth are statewide):

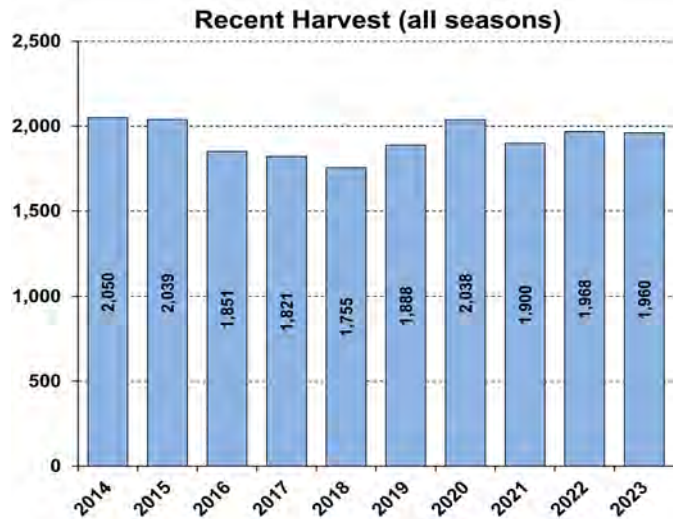
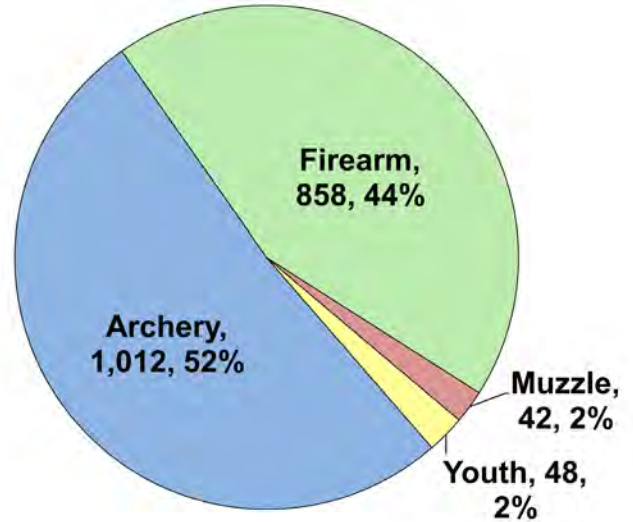
Firearm: 2400/2400 **Muzzle:** 360/360

Chronic Wasting Disease Detected: No

Check Station Location: N/A

Late Winter/CWD Season in 2024-2025: No. Deer Vehicle Accident (DVA) rates (accidents per billion miles driven) are used as an index of deer population size. Counties are closed to Late Winter/CWD season if DVA rates remain below goal, unless other factors (excessive crop damage and/or disease issues) are present.

Last year in Late Winter/CWD: 2015



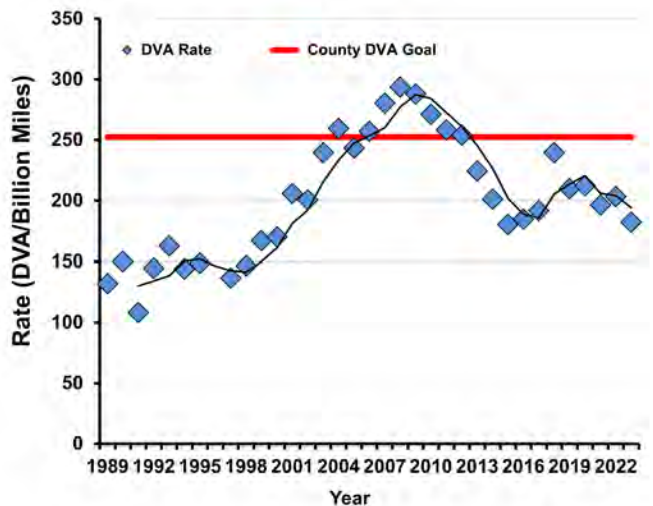
Recent Archery Harvest by Bow Type

Type	2019	2020	2021	2022	2023
Compound	497	507	457	444	470
Crossbow	460	588	569	569	529
Traditional	12	14	6	11	13
Total	969	1109	1032	1024	1012

Age/Sex Composition of Recent Harvest (%)

	2019	2020	2021	2022	2023
M - Adult	24.5	24.9	26.6	26.3	28.5
M - Yearling	21.2	19.3	20.7	18.9	19.2
M - Fawn	8.5	9.4	9.3	9.1	8.2
F - Adult	38.9	40.9	38.8	39.8	38.4
F - Fawn	6.9	5.5	4.7	5.9	5.8

M - Adult = 2.5 and older; F - Adult = 1.5 and older





WHITE-TAILED DEER SUMMARY 2023-2024: PERRY COUNTY

Forest Wildlife Program, Illinois Department of Natural Resources



County Size: 447 square miles

Year Opened to Deer Hunting: 1963

Record Harvest: 2,890 (2020)

Average Harvest (previous 10 years): 2,516

Total 2023-2024 Harvest (all seasons): 2,674

Permits issued/quota 2023-2024 (excludes landowner; archery and youth are statewide):

Firearm: 3200/3200 **Muzzle:** 449/500

Late Winter: 214

Chronic Wasting Disease Detected: No

Check Station Location: N/A

Late Winter Season in 2024-2025: Yes. Deer Vehicle Accident (DVA) rates (accidents per billion miles driven) are used as an index of deer population size. Counties remain or are added to Late Winter season if DVA rates are above goal, or other factors (excessive crop damage and/or disease issues) are present.

Last year in Late Winter: 2017 - Present

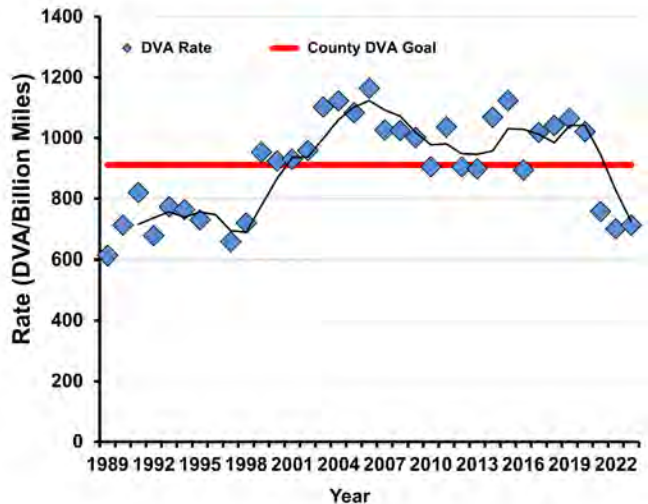
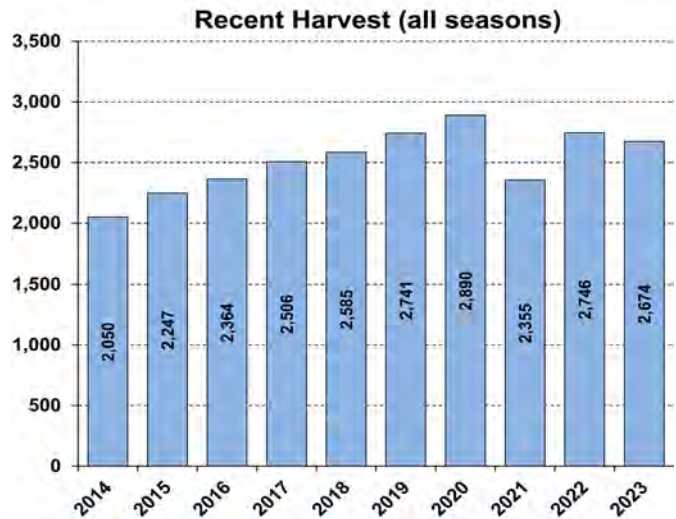
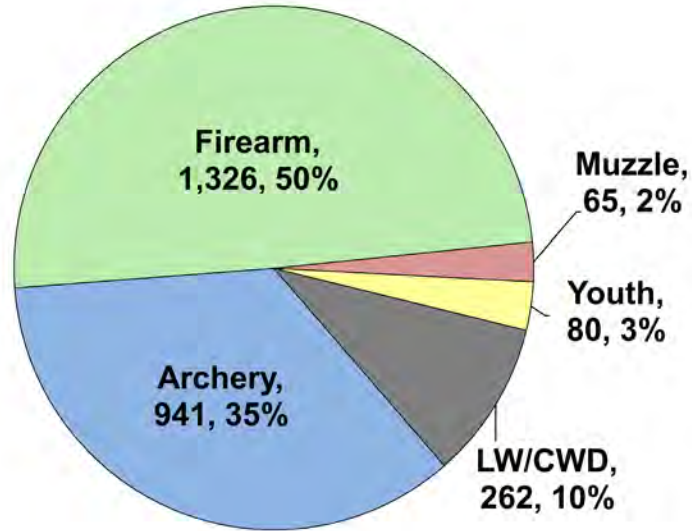
Recent Archery Harvest by Bow Type

Type	2019	2020	2021	2022	2023
Compound	531	583	408	452	439
Crossbow	462	552	459	487	495
Traditional	13	16	9	13	7
Total	1006	1151	876	952	941

Age/Sex Composition of Recent Harvest (%)

	2019	2020	2021	2022	2023
M - Adult	27.7	28.2	29.7	29.5	31.0
M - Yearling	15.1	14.1	12.5	12.5	13.7
M - Fawn	8.0	8.3	8.3	8.8	7.7
F - Adult	41.9	42.9	41.9	41.9	41.1
F - Fawn	7.3	6.5	7.6	7.3	6.4

M - Adult = 2.5 and older; F - Adult = 1.5 and older





WHITE-TAILED DEER SUMMARY 2023-2024: PIATT COUNTY

Forest Wildlife Program, Illinois Department of Natural Resources



County Size: 439 square miles

Year Opened to Deer Hunting: 1972

Record Harvest: 619 (2005)

Average Harvest (previous 10 years): 335

Total 2023-2024 Harvest (all seasons): 395

Permits issued/quota 2023-2024 (excludes landowner; archery and youth are statewide):

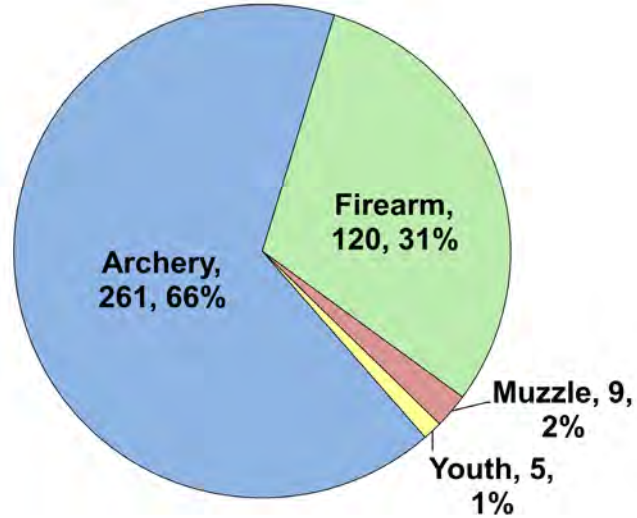
Firearm: 300/300 **Muzzle:** 97/100

Chronic Wasting Disease Detected: No

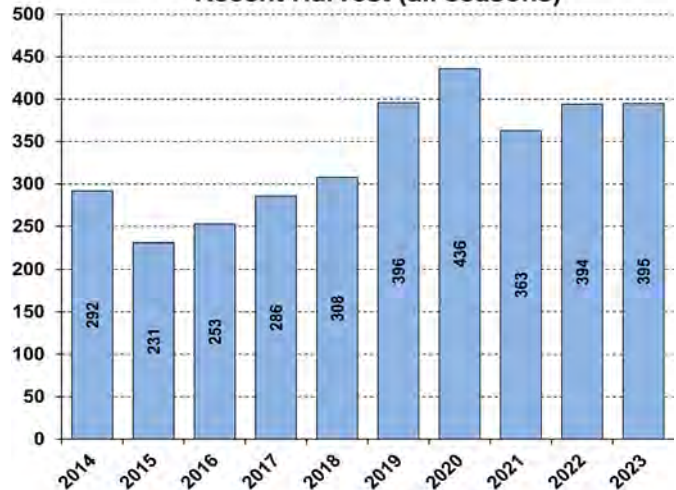
Check Station Location: N/A

Late Winter/CWD Season in 2024-2025: No. Deer Vehicle Accident (DVA) rates (accidents per billion miles driven) are used as an index of deer population size. Counties are closed to Late Winter/CWD season if DVA rates remain below goal, unless other factors (excessive crop damage and/or disease issues) are present.

Last year in Late Winter/CWD: Never



Recent Harvest (all seasons)



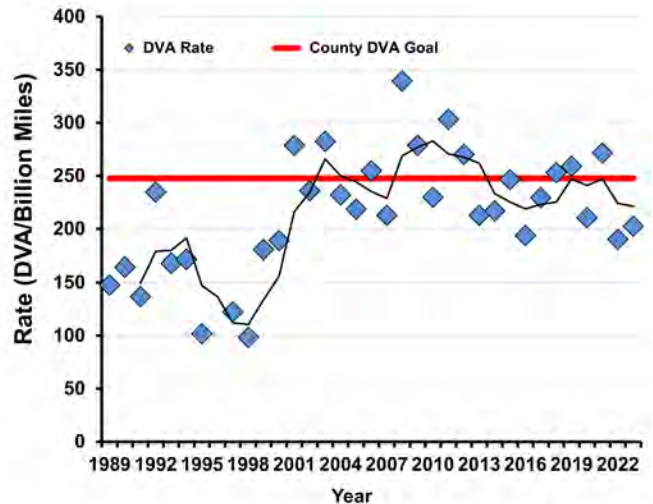
Recent Archery Harvest by Bow Type

Type	2019	2020	2021	2022	2023
Compound	129	147	119	117	135
Crossbow	132	135	120	126	125
Traditional	1	3	3	3	1
Total	262	285	242	246	261

Age/Sex Composition of Recent Harvest (%)

	2019	2020	2021	2022	2023
M - Adult	31.6	33.0	40.5	35.3	34.4
M - Yearling	20.5	18.8	16.0	16.8	18.0
M - Fawn	5.3	8.3	6.6	4.3	6.3
F - Adult	37.1	35.3	31.1	37.1	36.2
F - Fawn	5.6	4.6	5.8	6.6	5.1

M - Adult = 2.5 and older; F - Adult = 1.5 and older





WHITE-TAILED DEER SUMMARY 2023-2024: PIKE COUNTY

Forest Wildlife Program, Illinois Department of Natural Resources



County Size: 848 square miles

Year Opened to Deer Hunting: 1957

Record Harvest: 9,033 (2006)

Average Harvest (previous 10 years): 4,521

Total 2023-2024 Harvest (all seasons): 4,306

Permits issued/quota 2023-2024 (excludes landowner; archery and youth are statewide):

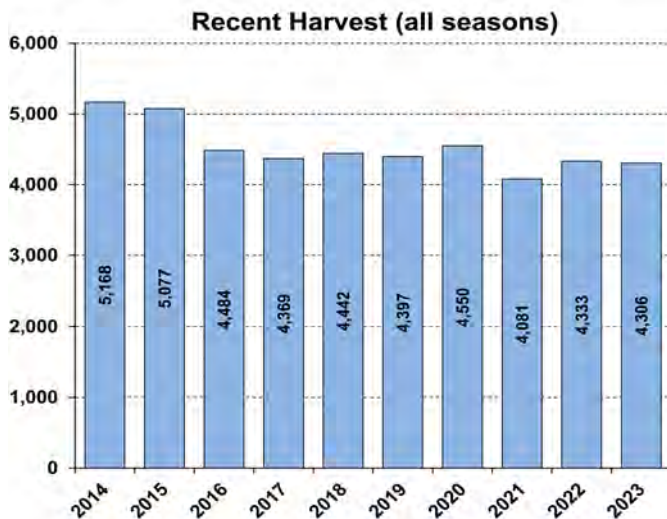
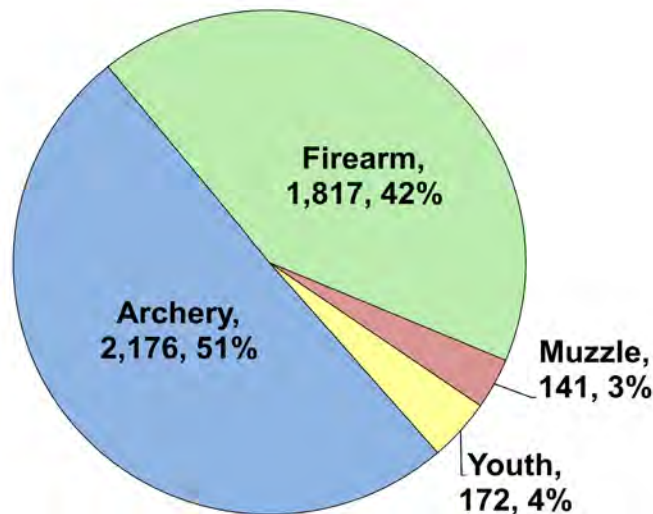
Firearm: 4500/4500 **Muzzle:** 849/900

Chronic Wasting Disease Detected: No

Check Station Location: N/A

Late Winter/CWD Season in 2024-2025: No. Deer Vehicle Accident (DVA) rates (accidents per billion miles driven) are used as an index of deer population size. Counties are closed to Late Winter/CWD season if DVA rates remain below goal, unless other factors (excessive crop damage and/or disease issues) are present.

Last year in Late Winter/CWD: 2016



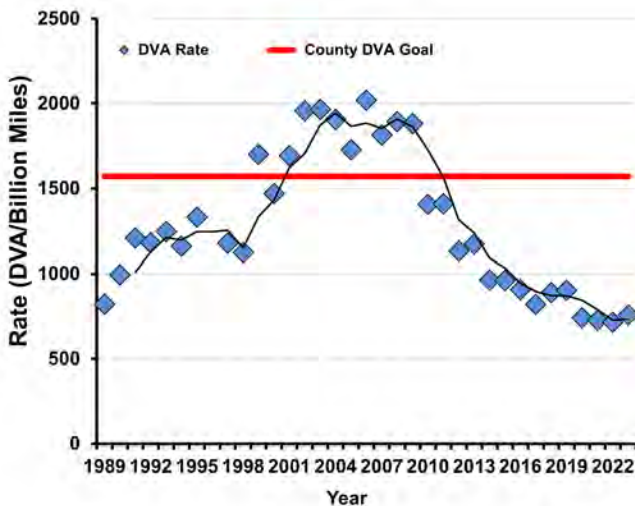
Recent Archery Harvest by Bow Type

Type	2019	2020	2021	2022	2023
Compound	1179	1239	1159	1058	1046
Crossbow	930	1129	1035	1138	1091
Traditional	47	41	49	35	39
Total	2156	2409	2243	2231	2176

Age/Sex Composition of Recent Harvest (%)

	2019	2020	2021	2022	2023
M - Adult	33.4	37.3	35.7	37.5	39.2
M - Yearling	13.7	11.8	11.4	12.7	12.5
M - Fawn	6.8	6.1	6.9	6.0	5.7
F - Adult	40.1	39.3	39.8	39.6	37.2
F - Fawn	6.1	5.5	6.2	4.2	5.4

M - Adult = 2.5 and older; F - Adult = 1.5 and older





WHITE-TAILED DEER SUMMARY 2023-2024: POPE COUNTY

Forest Wildlife Program, Illinois Department of Natural Resources



County Size: 374 square miles

Year Opened to Deer Hunting: 1957

Record Harvest: 3,230 (2005)

Average Harvest (previous 10 years): 2,407

Total 2023-2024 Harvest (all seasons): 2,293

Permits issued/quota 2023-2024 (excludes landowner; archery and youth are statewide):

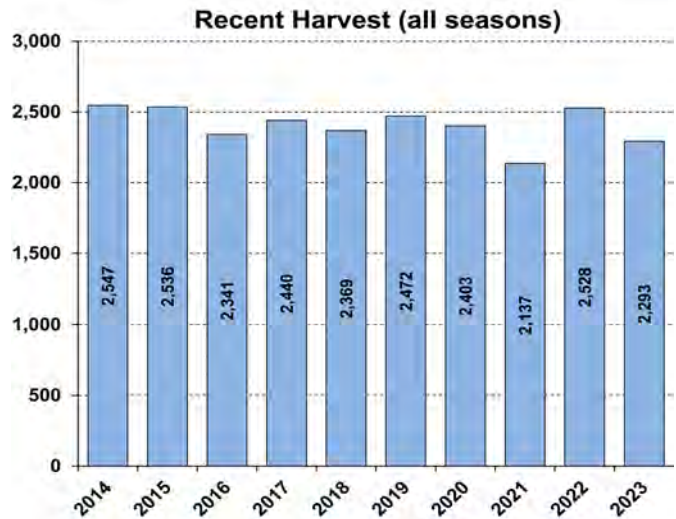
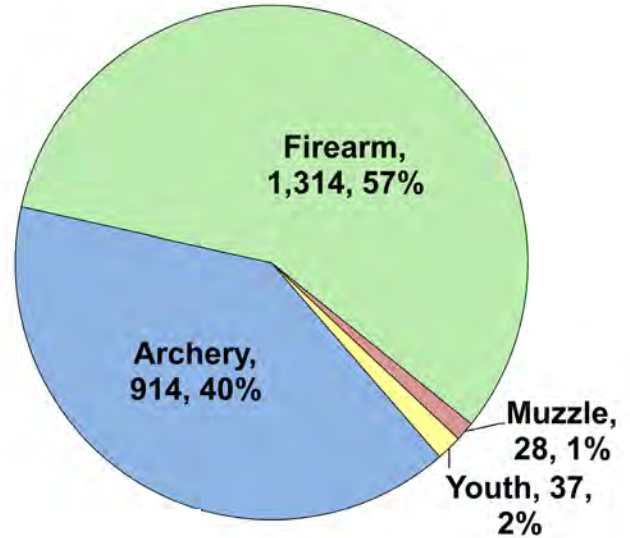
Firearm: 4000/4000 **Muzzle:** 389/425

Chronic Wasting Disease Detected: No

Check Station Location: N/A

Late Winter/CWD Season in 2024-2025: No. Deer Vehicle Accident (DVA) rates (accidents per billion miles driven) are used as an index of deer population size. Counties are closed to Late Winter/CWD season if DVA rates remain below goal, unless other factors (excessive crop damage and/or disease issues) are present.

Last year in Late Winter/CWD: Never



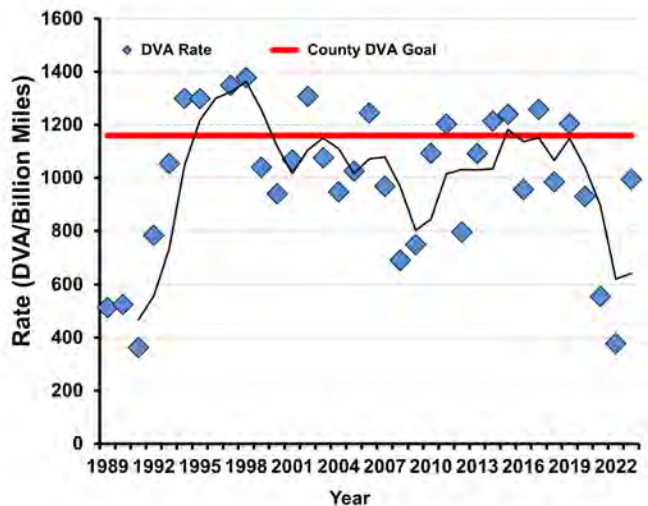
Recent Archery Harvest by Bow Type

Type	2019	2020	2021	2022	2023
Compound	499	499	427	454	441
Crossbow	433	531	435	548	464
Traditional	6	12	9	10	9
Total	938	1042	871	1012	914

Age/Sex Composition of Recent Harvest (%)

	2019	2020	2021	2022	2023
M - Adult	27.7	27.5	26.3	24.7	28.5
M - Yearling	24.2	23.3	23.2	23.9	25.6
M - Fawn	6.6	7.4	9.8	8.8	8.6
F - Adult	35.0	36.1	34.2	36.1	32.8
F - Fawn	6.5	5.6	6.6	6.4	4.5

M - Adult = 2.5 and older; F - Adult = 1.5 and older





WHITE-TAILED DEER SUMMARY 2023-2024: PULASKI COUNTY

Forest Wildlife Program, Illinois Department of Natural Resources



County Size: 203 square miles

Year Opened to Deer Hunting: 1957

Record Harvest: 1,171 (2007)

Average Harvest (previous 10 years): 647

Total 2023-2024 Harvest (all seasons): 602

Permits issued/quota 2023-2024 (excludes landowner; archery and youth are statewide):

Firearm: 500/500 **Muzzle:** 100/100

Chronic Wasting Disease Detected: No

Check Station Location: N/A

Late Winter/CWD Season in 2024-2025: No. Deer Vehicle Accident (DVA) rates (accidents per billion miles driven) are used as an index of deer population size. Counties are closed to Late Winter/CWD season if DVA rates remain below goal, unless other factors (excessive crop damage and/or disease issues) are present.

Last year in Late Winter/CWD: Never

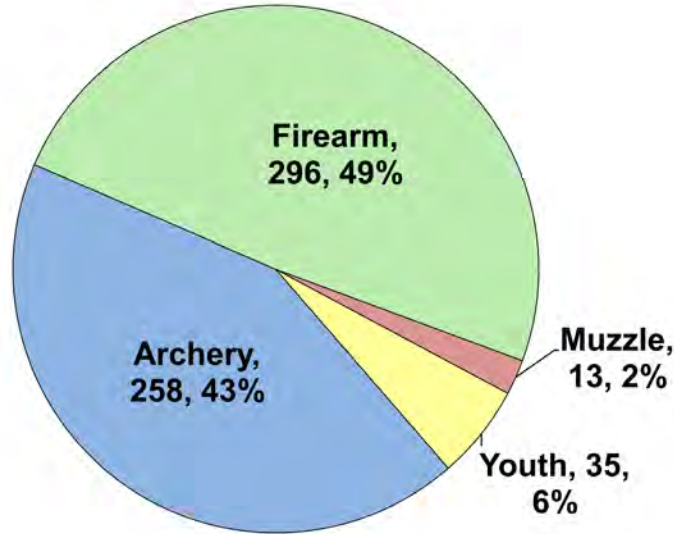
Recent Archery Harvest by Bow Type

Type	2019	2020	2021	2022	2023
Compound	164	149	114	141	119
Crossbow	132	144	152	148	136
Traditional	3	5	2	4	3
Total	299	298	268	293	258

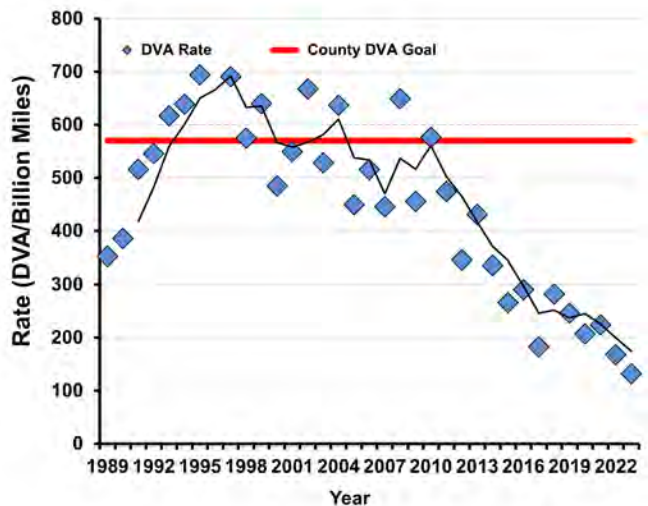
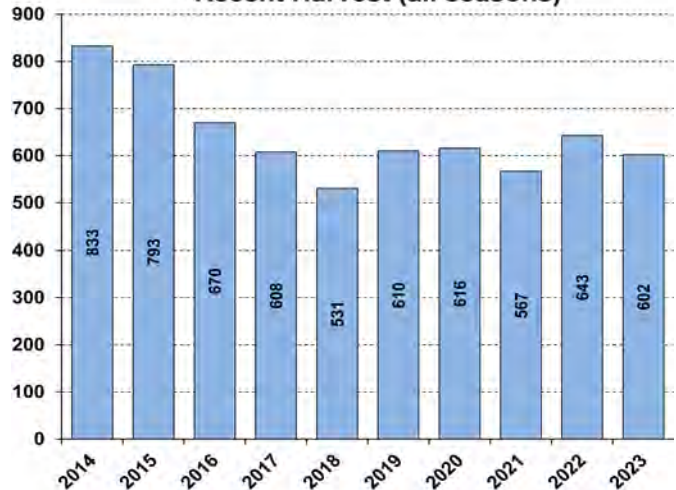
Age/Sex Composition of Recent Harvest (%)

	2019	2020	2021	2022	2023
M - Adult	27.7	30.5	31.4	31.1	33.4
M - Yearling	19.0	19.6	19.2	18.2	19.4
M - Fawn	6.7	5.7	7.6	5.4	7.8
F - Adult	41.8	39.8	34.9	40.0	34.7
F - Fawn	4.8	4.4	6.9	5.3	4.7

M - Adult = 2.5 and older; F - Adult = 1.5 and older



Recent Harvest (all seasons)





WHITE-TAILED DEER SUMMARY 2023-2024: PUTNAM COUNTY

Forest Wildlife Program, Illinois Department of Natural Resources



County Size: 172 square miles

Year Opened to Deer Hunting: 1957

Record Harvest: 1,146 (2009)

Average Harvest (previous 10 years): 684

Total 2023-2024 Harvest (all seasons): 704

Permits issued/quota 2023-2024 (excludes landowner; archery and youth are statewide):

Firearm: 1000/1000 **Muzzle:** 175/195

Late Winter: 52

Chronic Wasting Disease Detected: No

Check Station Location: N/A

Late Winter Season in 2024-2025: Yes. Deer Vehicle Accident (DVA) rates (accidents per billion miles driven) are used as an index of deer population size. Counties remain or are added to Late Winter season if DVA rates are above goal, or other factors (excessive crop damage and/or disease issues) are present.

Last year in Late Winter: 2008 - Present

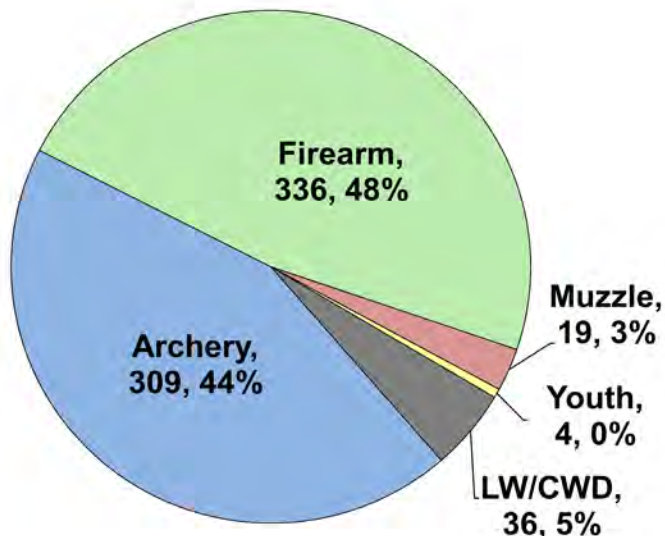
Recent Archery Harvest by Bow Type

Type	2019	2020	2021	2022	2023
Compound	147	122	119	125	128
Crossbow	148	164	161	173	181
Traditional	1	2	1	4	0
Total	296	288	281	302	309

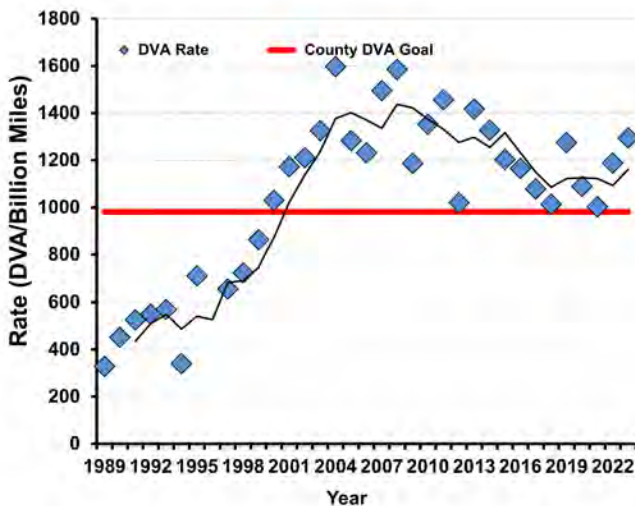
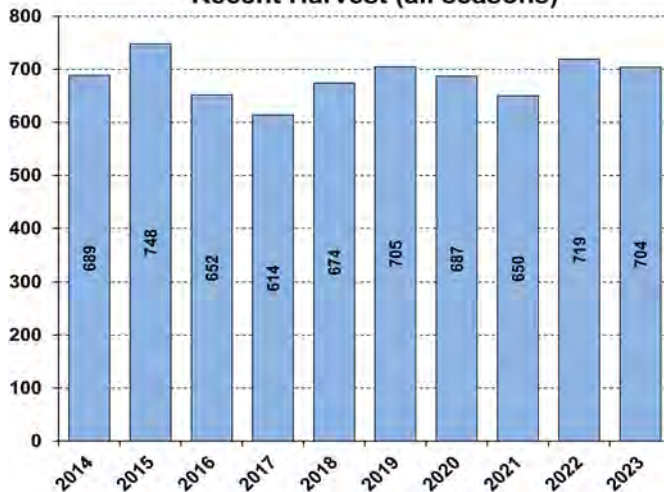
Age/Sex Composition of Recent Harvest (%)

	2019	2020	2021	2022	2023
M - Adult	27.5	27.8	28.2	27.5	32.5
M - Yearling	17.7	14.8	16.3	14.7	17.3
M - Fawn	7.2	9.6	8.8	10.2	7.5
F - Adult	42.1	40.9	42.5	42.4	38.5
F - Fawn	5.4	6.8	4.3	5.1	4.1

M - Adult = 2.5 and older; F - Adult = 1.5 and older



Recent Harvest (all seasons)





WHITE-TAILED DEER SUMMARY 2023-2024: RANDOLPH COUNTY

Forest Wildlife Program, Illinois Department of Natural Resources



County Size: 595 square miles

Year Opened to Deer Hunting: 1963

Record Harvest: 4,139 (2006)

Average Harvest (previous 10 years): 3,678

Total 2023-2024 Harvest (all seasons): 4,056

Permits issued/quota 2023-2024 (excludes landowner; archery and youth are statewide):

Firearm: 4500/4500 **Muzzle:** 650/650

Late Winter: 360

Chronic Wasting Disease Detected: No

Check Station Location: N/A

Late Winter Season in 2024-2025: Yes. Deer Vehicle Accident (DVA) rates (accidents per billion miles driven) are used as an index of deer population size. Counties remain or are added to Late Winter season if DVA rates are above goal, or other factors (excessive crop damage and/or disease issues) are present.

Last year in Late Winter: 2022 - Present

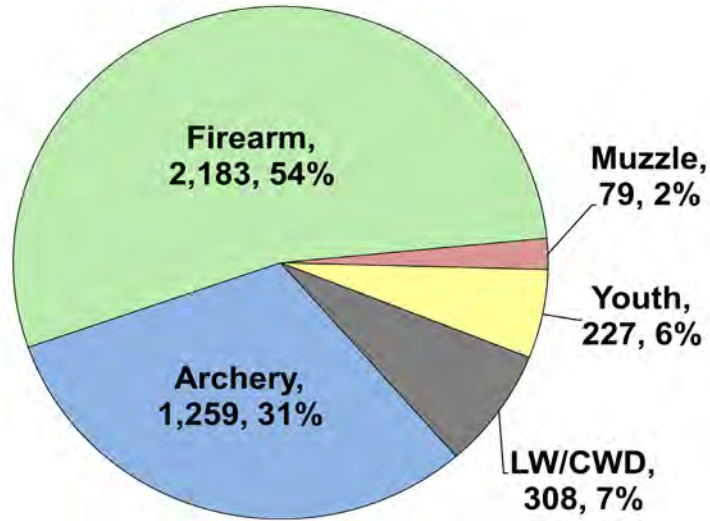
Recent Archery Harvest by Bow Type

Type	2019	2020	2021	2022	2023
Compound	644	607	505	491	500
Crossbow	638	797	746	711	748
Traditional	6	19	11	13	11
Total	1288	1423	1262	1215	1259

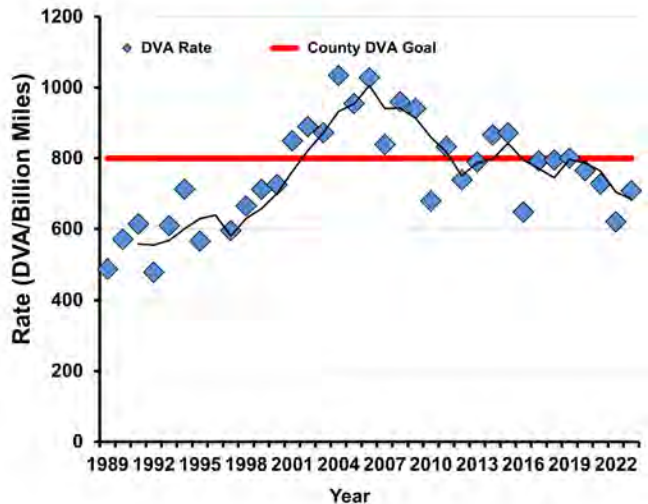
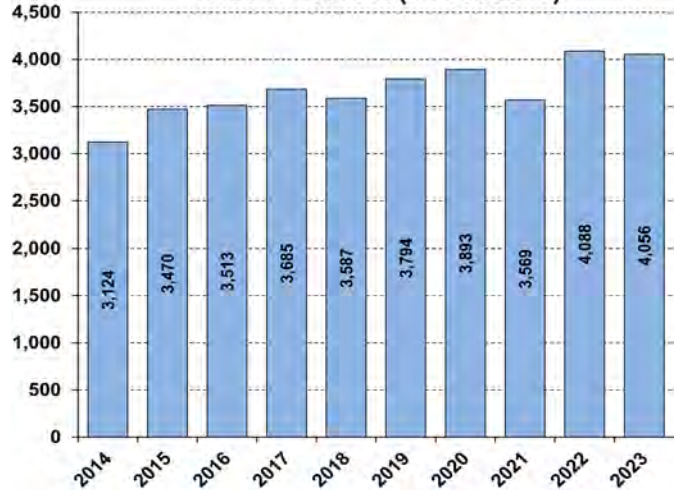
Age/Sex Composition of Recent Harvest (%)

	2019	2020	2021	2022	2023
M - Adult	28.6	28.8	29.7	27.0	28.7
M - Yearling	17.1	16.3	15.7	14.4	15.1
M - Fawn	8.0	7.6	8.9	8.9	7.7
F - Adult	40.5	41.6	38.3	42.9	41.8
F - Fawn	5.8	5.8	7.3	6.9	6.7

M - Adult = 2.5 and older; F - Adult = 1.5 and older



Recent Harvest (all seasons)





WHITE-TAILED DEER SUMMARY 2023-2024: RICHLAND COUNTY

Forest Wildlife Program, Illinois Department of Natural Resources



County Size: 362 square miles

Year Opened to Deer Hunting: 1971

Record Harvest: 1,852 (2005)

Average Harvest (previous 10 years): 1,217

Total 2023-2024 Harvest (all seasons): 1,311

Permits issued/quota 2023-2024 (excludes landowner; archery and youth are statewide):

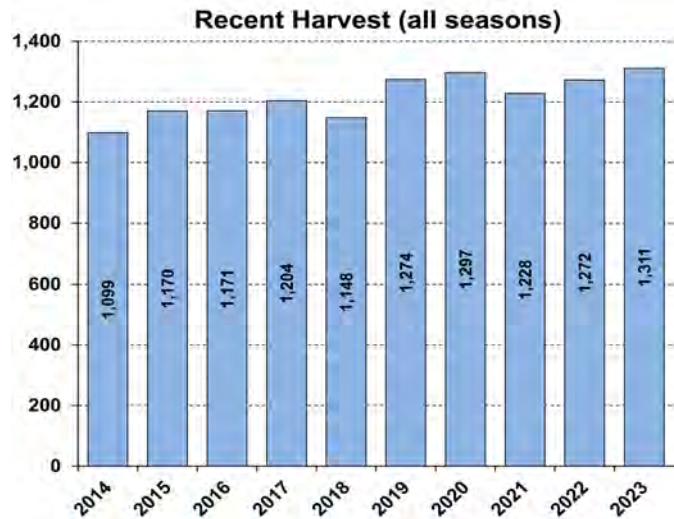
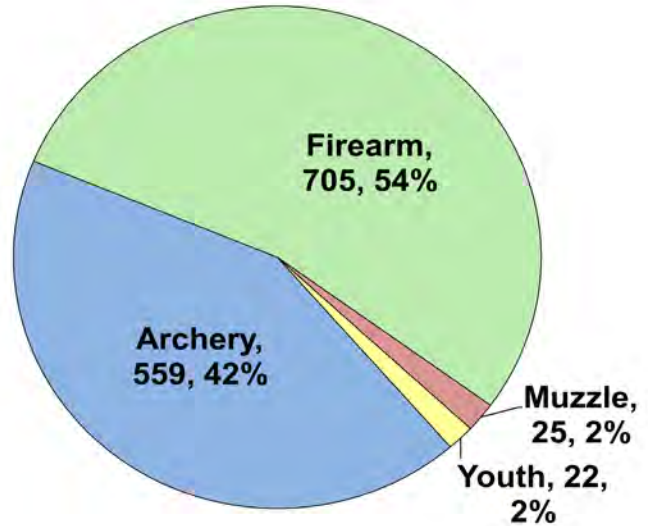
Firearm: 1300/1300 **Muzzle:** 138/150

Chronic Wasting Disease Detected: No

Check Station Location: N/A

Late Winter/CWD Season in 2024-2025: No. Deer Vehicle Accident (DVA) rates (accidents per billion miles driven) are used as an index of deer population size. Counties are closed to Late Winter/CWD season if DVA rates remain below goal, unless other factors (excessive crop damage and/or disease issues) are present.

Last year in Late Winter/CWD: 2014



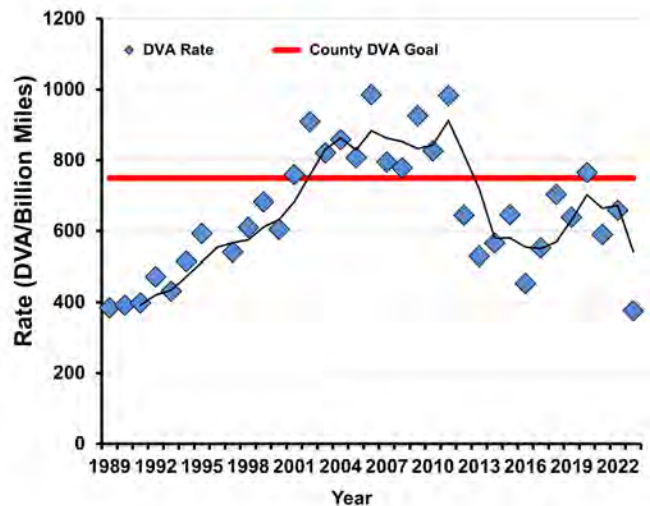
Recent Archery Harvest by Bow Type

Type	2019	2020	2021	2022	2023
Compound	307	303	260	258	269
Crossbow	230	262	255	265	286
Traditional	0	5	5	4	4
Total	537	570	520	527	559

Age/Sex Composition of Recent Harvest (%)

	2019	2020	2021	2022	2023
M - Adult	27.4	27.8	30.8	28.9	32.6
M - Yearling	16.5	17.3	13.2	15.0	15.3
M - Fawn	10.0	9.7	10.9	8.8	8.3
F - Adult	38.5	37.5	35.9	39.0	36.3
F - Fawn	7.6	7.6	9.2	8.3	7.5

M - Adult = 2.5 and older; F - Adult = 1.5 and older





WHITE-TAILED DEER SUMMARY 2023-2024: ROCK ISLAND COUNTY

Forest Wildlife Program, Illinois Department of Natural Resources



County Size: 452 square miles

Year Opened to Deer Hunting: 1961

Record Harvest: 1,926 (2009)

Average Harvest (previous 10 years): 1,512

Total 2023-2024 Harvest (all seasons): 1,419

Permits issued/quota 2023-2024 (excludes landowner; archery and youth are statewide):

Firearm: 21290/3000 **Muzzle:** 330/550

Late Winter: 20

Chronic Wasting Disease Detected: No

Check Station Location: N/A

Late Winter Season in 2024-2025: Yes. Deer Vehicle Accident (DVA) rates (accidents per billion miles driven) are used as an index of deer population size. Counties remain or are added to Late Winter season if DVA rates are above goal, or other factors (excessive crop damage and/or disease issues) are present.

Last year in Late Winter: 2007 - Present

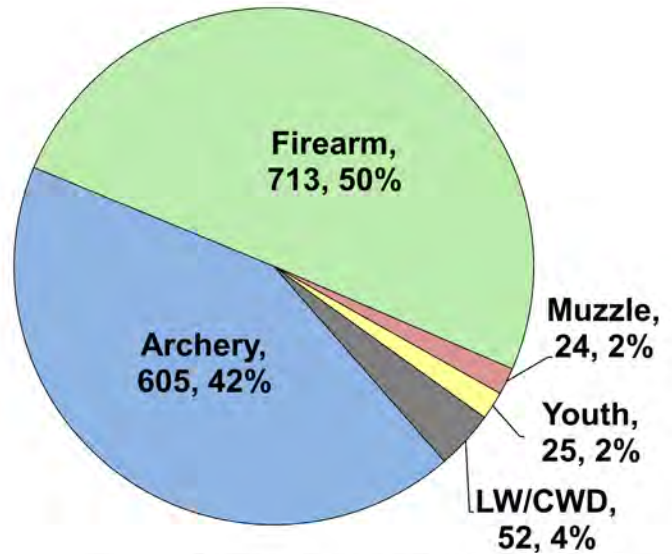
Recent Archery Harvest by Bow Type

Type	2019	2020	2021	2022	2023
Compound	353	304	261	263	256
Crossbow	323	371	343	355	344
Traditional	6	3	5	4	5
Total	682	678	609	622	605

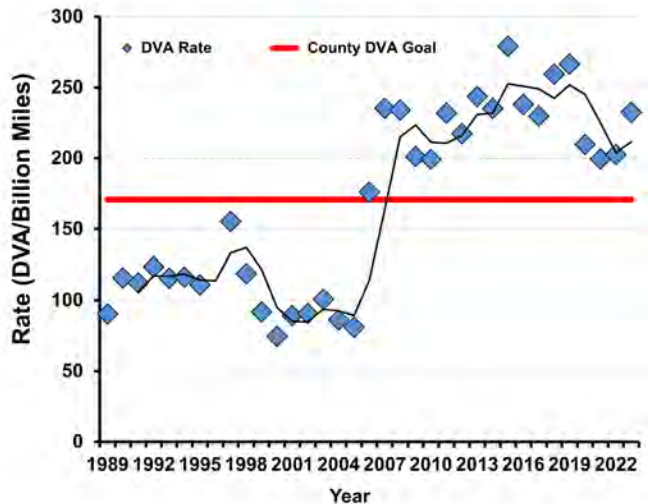
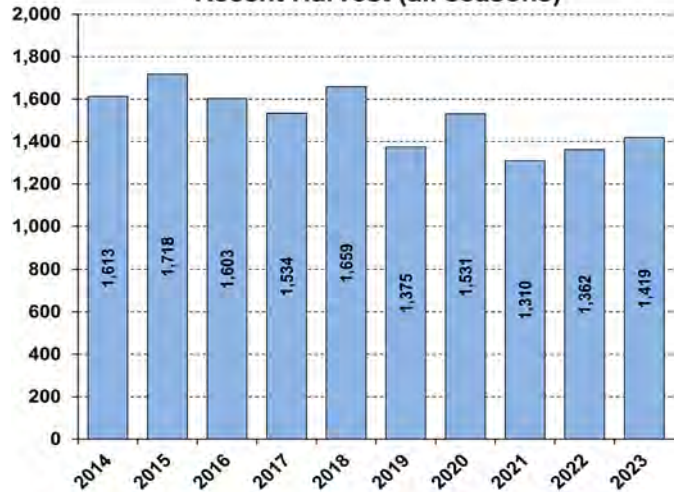
Age/Sex Composition of Recent Harvest (%)

	2019	2020	2021	2022	2023
M - Adult	25.6	24.4	25.3	25.4	30.3
M - Yearling	18.0	17.2	18.3	19.0	18.9
M - Fawn	9.7	10.8	10.5	9.8	8.6
F - Adult	38.5	41.3	38.6	38.3	36.4
F - Fawn	8.1	6.3	7.3	7.5	5.8

M - Adult = 2.5 and older; F - Adult = 1.5 and older



Recent Harvest (all seasons)





WHITE-TAILED DEER SUMMARY 2023-2024: SALINE COUNTY

Forest Wildlife Program, Illinois Department of Natural Resources



County Size: 387 square miles

Year Opened to Deer Hunting: 1957

Record Harvest: 1,913 (2010)

Average Harvest (previous 10 years): 1,670

Total 2023-2024 Harvest (all seasons): 1,723

Permits issued/quota 2023-2024 (excludes landowner; archery and youth are statewide):

Firearm: 2700/2800 **Muzzle:** 271/300

Late Winter: 138

Chronic Wasting Disease Detected: No

Check Station Location: N/A

Late Winter Season in 2024-2025: Yes. Deer Vehicle Accident (DVA) rates (accidents per billion miles driven) are used as an index of deer population size. Counties remain or are added to Late Winter season if DVA rates are above goal, or other factors (excessive crop damage and/or disease issues) are present.

Last year in Late Winter: 2003 - Present

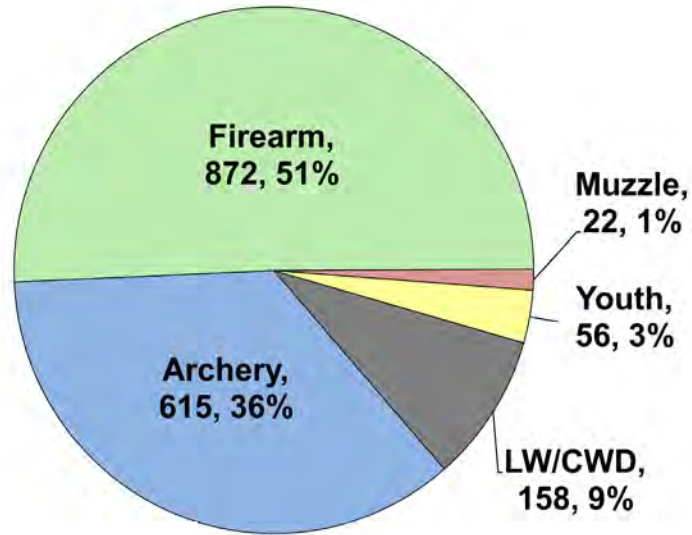
Recent Archery Harvest by Bow Type

Type	2019	2020	2021	2022	2023
Compound	334	321	271	299	280
Crossbow	314	400	315	385	326
Traditional	8	13	8	7	9
Total	656	734	594	691	615

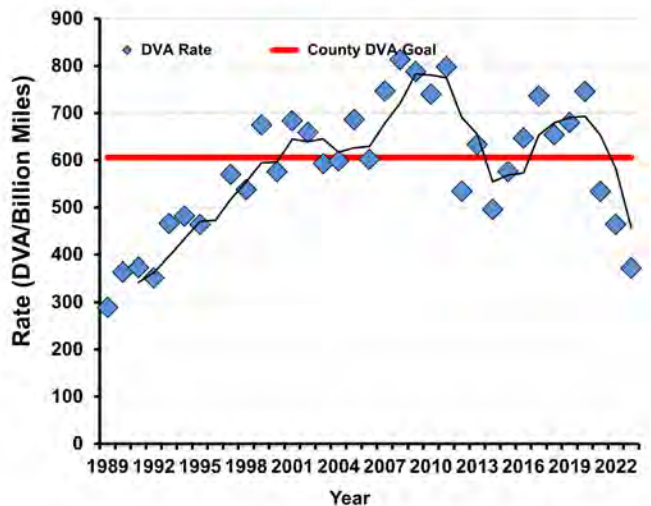
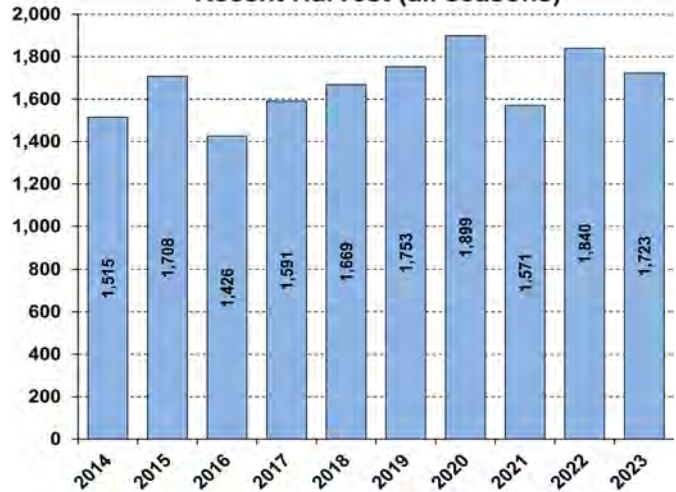
Age/Sex Composition of Recent Harvest (%)

	2019	2020	2021	2022	2023
M - Adult	28.5	27.3	30.7	27.5	29.7
M - Yearling	17.0	17.2	15.4	16.5	17.0
M - Fawn	8.0	6.4	6.9	7.4	6.5
F - Adult	39.9	41.5	40.9	43.3	40.0
F - Fawn	6.6	7.6	6.0	5.2	6.8

M - Adult = 2.5 and older; F - Adult = 1.5 and older



Recent Harvest (all seasons)





WHITE-TAILED DEER SUMMARY 2023-2024: SANGAMON COUNTY

Forest Wildlife Program, Illinois Department of Natural Resources



County Size: 877 square miles

Year Opened to Deer Hunting: 1965

Record Harvest: 1,980 (2006)

Average Harvest (previous 10 years): 1,499

Total 2023-2024 Harvest (all seasons): 1,541

Permits issued/quota 2023-2024 (excludes landowner; archery and youth are statewide):

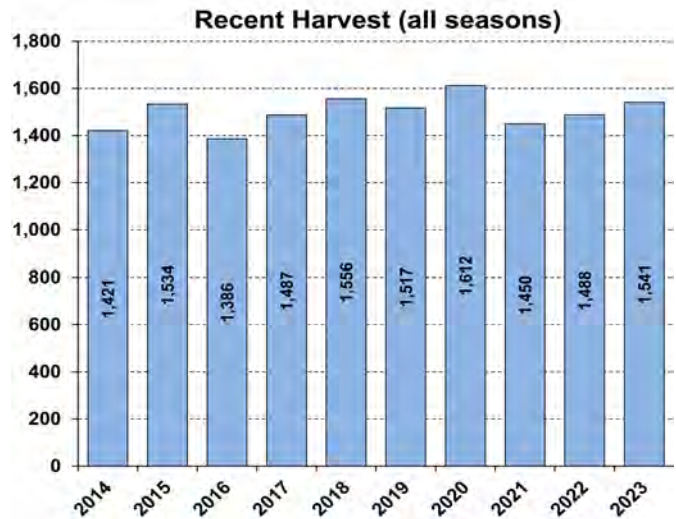
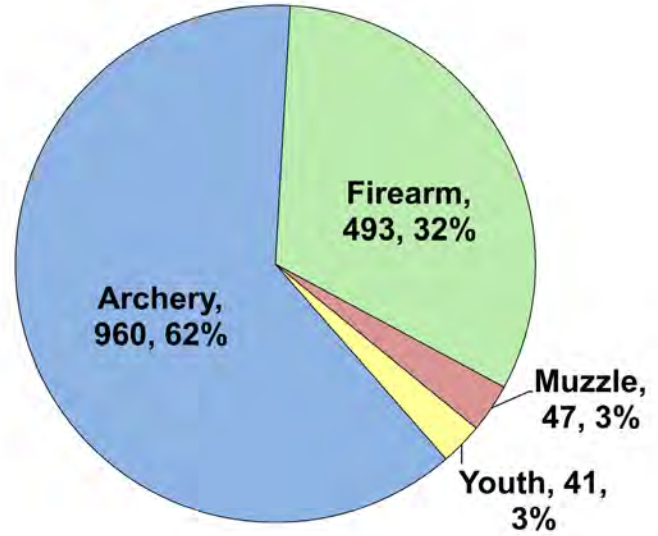
Firearm: 1250/1250 **Muzzle:** 375/375

Chronic Wasting Disease Detected: No

Check Station Location: N/A

Late Winter/CWD Season in 2024-2025: No. Deer Vehicle Accident (DVA) rates (accidents per billion miles driven) are used as an index of deer population size. Counties are closed to Late Winter/CWD season if DVA rates remain below goal, unless other factors (excessive crop damage and/or disease issues) are present.

Last year in Late Winter/CWD: 2014



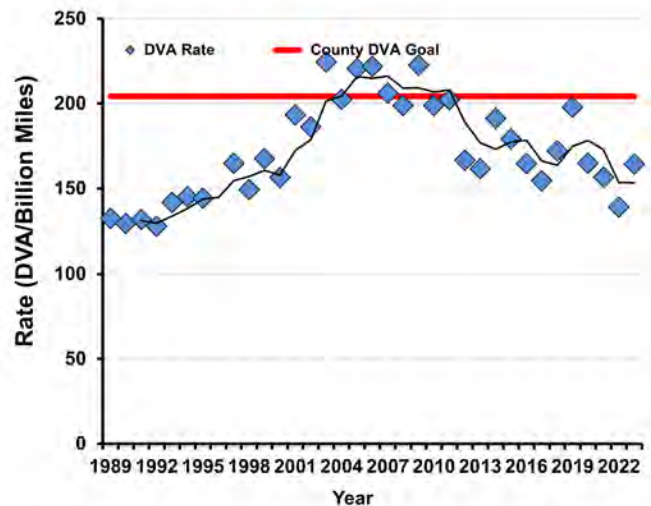
Recent Archery Harvest by Bow Type

Type	2019	2020	2021	2022	2023
Compound	486	469	405	424	435
Crossbow	443	519	458	479	508
Traditional	7	10	3	7	17
Total	936	998	866	910	960

Age/Sex Composition of Recent Harvest (%)

	2019	2020	2021	2022	2023
M - Adult	30.4	33.4	30.8	31.0	34.9
M - Yearling	17.2	17.3	15.9	16.2	15.8
M - Fawn	6.7	7.1	9.7	6.7	7.1
F - Adult	40.0	36.3	37.4	41.6	37.1
F - Fawn	5.7	5.9	6.2	4.6	5.1

M - Adult = 2.5 and older; F - Adult = 1.5 and older





WHITE-TAILED DEER SUMMARY 2023-2024: SCHUYLER COUNTY

Forest Wildlife Program, Illinois Department of Natural Resources



County Size: 442 square miles

Year Opened to Deer Hunting: 1957

Record Harvest: 3,243 (2007)

Average Harvest (previous 10 years): 2,584

Total 2023-2024 Harvest (all seasons): 2,609

Permits issued/quota 2023-2024 (excludes landowner; archery and youth are statewide):

Firearm: 3750/3750 **Muzzle:** 489/550

Late Winter: 110

Chronic Wasting Disease Detected: No

Check Station Location: N/A

Late Winter Season in 2024-2025: Yes. Deer Vehicle Accident (DVA) rates (accidents per billion miles driven) are used as an index of deer population size. Counties remain or are added to Late Winter season if DVA rates are above goal, or other factors (excessive crop damage and/or disease issues) are present.

Last year in Late Winter: 2021 - Present

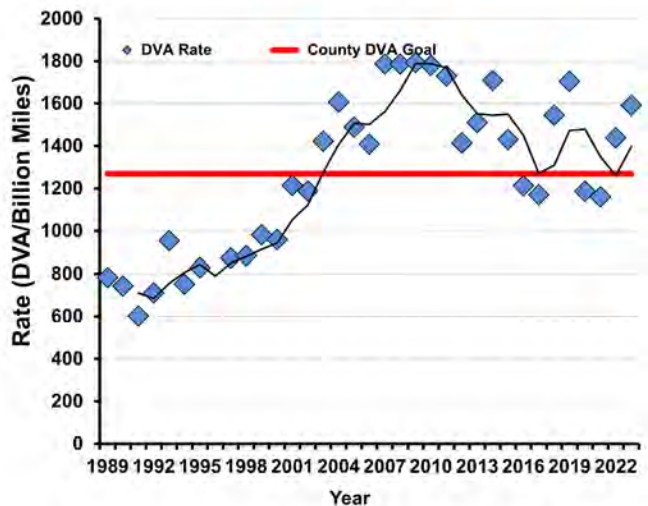
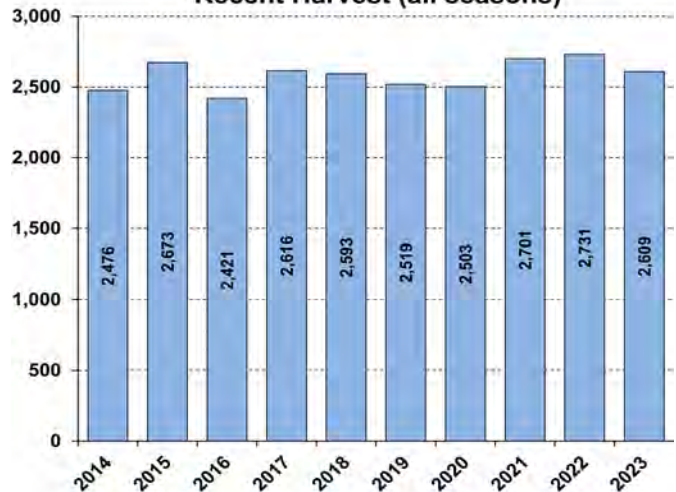
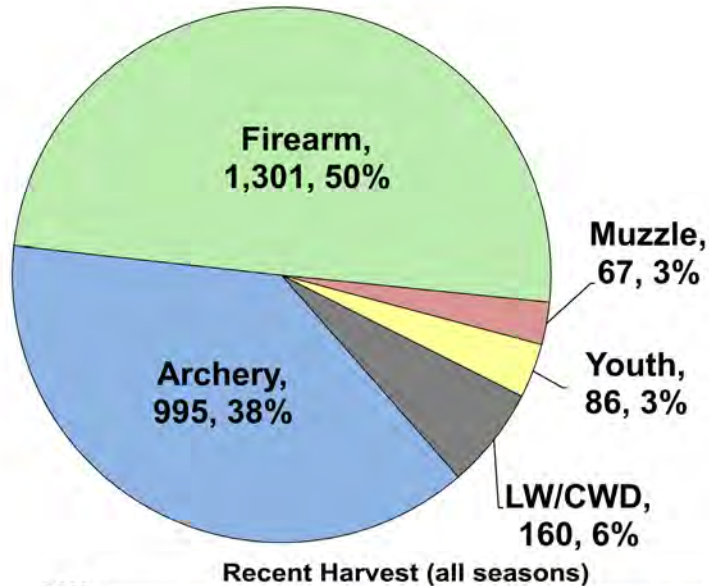
Recent Archery Harvest by Bow Type

Type	2019	2020	2021	2022	2023
Compound	581	551	562	466	463
Crossbow	485	541	538	547	522
Traditional	10	14	19	13	10
Total	1076	1106	1119	1026	995

Age/Sex Composition of Recent Harvest (%)

	2019	2020	2021	2022	2023
M - Adult	31.1	32.8	33.4	31.3	32.4
M - Yearling	15.4	12.4	11.9	13.3	14.4
M - Fawn	8.8	8.5	8.5	9.3	8.7
F - Adult	37.9	39.5	39.5	39.3	36.8
F - Fawn	6.8	6.9	6.8	6.8	7.7

M - Adult = 2.5 and older; F - Adult = 1.5 and older





WHITE-TAILED DEER SUMMARY 2023-2024: SCOTT COUNTY

Forest Wildlife Program, Illinois Department of Natural Resources



County Size: 253 square miles

Year Opened to Deer Hunting: 1957

Record Harvest: 1,214 (2005)

Average Harvest (previous 10 years): 669

Total 2023-2024 Harvest (all seasons): 765

Permits issued/quota 2023-2024 (excludes landowner; archery and youth are statewide):

Firearm: 600/600 **Muzzle:** 125/125

Chronic Wasting Disease Detected: No

Check Station Location: N/A

Late Winter/CWD Season in 2024-2025: No. Deer Vehicle Accident (DVA) rates (accidents per billion miles driven) are used as an index of deer population size. Counties are closed to Late Winter/CWD season if DVA rates remain below goal, unless other factors (excessive crop damage and/or disease issues) are present.

Last year in Late Winter/CWD: 2014

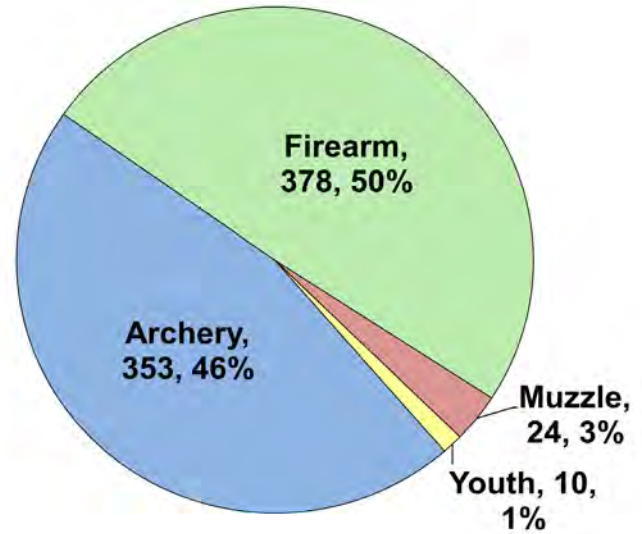
Recent Archery Harvest by Bow Type

Type	2019	2020	2021	2022	2023
Compound	164	176	186	155	153
Crossbow	131	164	146	170	197
Traditional	3	3	1	3	3
Total	298	343	333	328	353

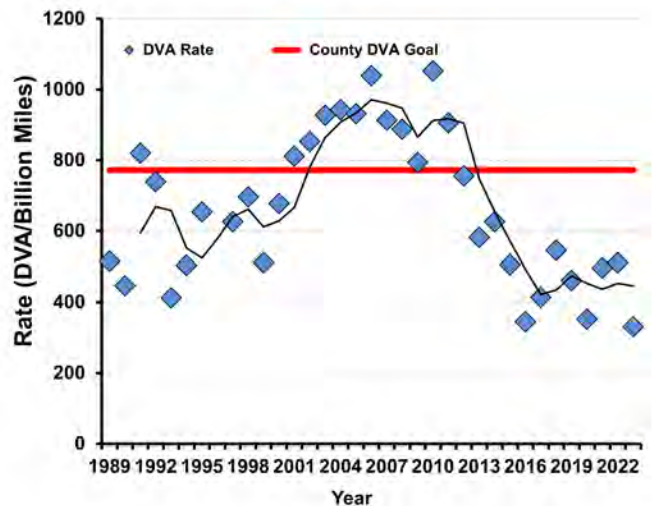
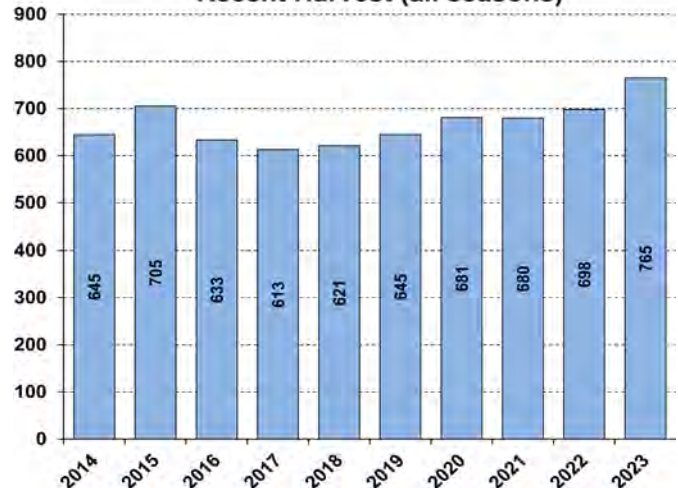
Age/Sex Composition of Recent Harvest (%)

	2019	2020	2021	2022	2023
M - Adult	30.4	36.0	35.7	36.0	37.6
M - Yearling	15.7	14.8	12.9	14.8	12.5
M - Fawn	7.8	7.0	8.2	6.4	5.5
F - Adult	42.0	36.6	35.3	37.7	37.9
F - Fawn	4.2	5.6	7.8	5.2	6.4

M - Adult = 2.5 and older; F - Adult = 1.5 and older



Recent Harvest (all seasons)





WHITE-TAILED DEER SUMMARY 2023-2024: SHELBY COUNTY

Forest Wildlife Program, Illinois Department of Natural Resources



County Size: 768 square miles

Year Opened to Deer Hunting: 1970

Record Harvest: 2,607 (2023)

Average Harvest (previous 10 years): 2,212

Total 2023-2024 Harvest (all seasons): 2,607

Permits issued/quota 2023-2024 (excludes landowner; archery and youth are statewide):

Firearm: 3300/3300 **Muzzle:** 472/550

Late Winter: 112

Chronic Wasting Disease Detected: No

Check Station Location: N/A

Late Winter Season in 2024-2025: Yes. Deer Vehicle Accident (DVA) rates (accidents per billion miles driven) are used as an index of deer population size. Counties remain or are added to Late Winter season if DVA rates are above goal, or other factors (excessive crop damage and/or disease issues) are present.

Last year in Late Winter: 2007 - Present

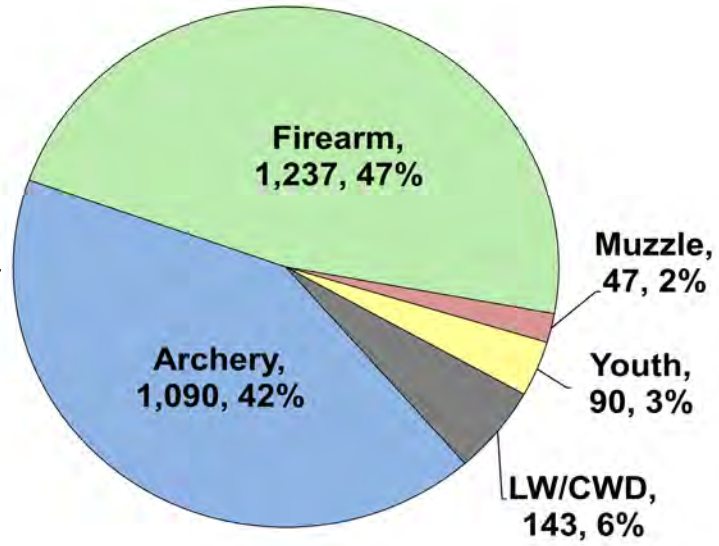
Recent Archery Harvest by Bow Type

Type	2019	2020	2021	2022	2023
Compound	591	583	513	510	516
Crossbow	403	449	529	533	559
Traditional	10	8	15	15	15
Total	1004	1040	1057	1058	1090

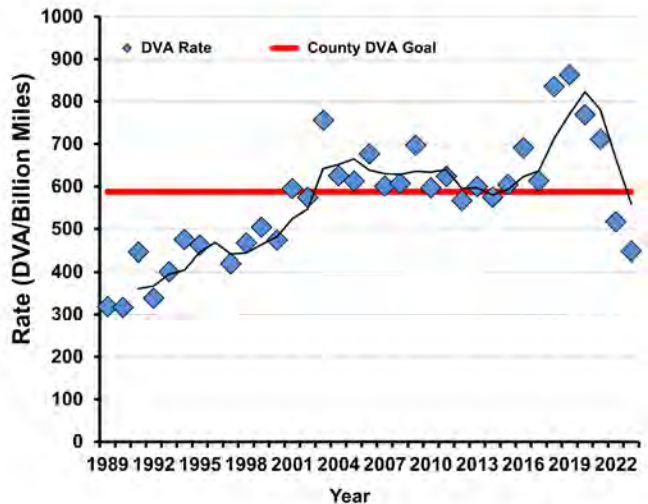
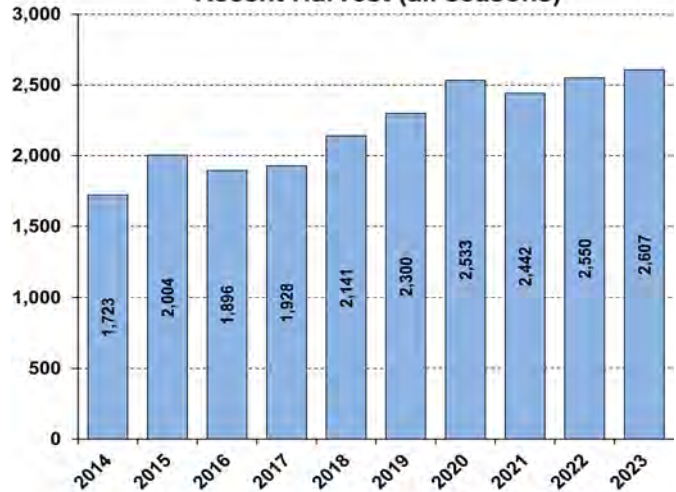
Age/Sex Composition of Recent Harvest (%)

	2019	2020	2021	2022	2023
M - Adult	26.5	28.6	30.0	28.2	31.2
M - Yearling	20.0	18.0	18.1	16.2	17.3
M - Fawn	9.2	9.9	9.2	8.6	8.4
F - Adult	36.5	36.3	35.2	40.3	37.2
F - Fawn	7.7	7.2	7.5	6.7	5.8

M - Adult = 2.5 and older; F - Adult = 1.5 and older



Recent Harvest (all seasons)





WHITE-TAILED DEER SUMMARY 2023-2024: ST. CLAIR COUNTY

Forest Wildlife Program, Illinois Department of Natural Resources



County Size: 675 square miles

Year Opened to Deer Hunting: 1966

Record Harvest: 2,123 (2005)

Average Harvest (previous 10 years): 1,468

Total 2023-2024 Harvest (all seasons): 1,696

Permits issued/quota 2023-2024 (excludes landowner; archery and youth are statewide):

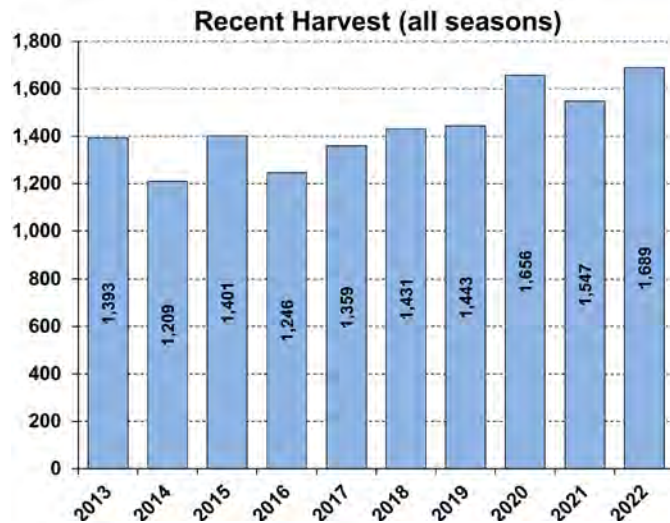
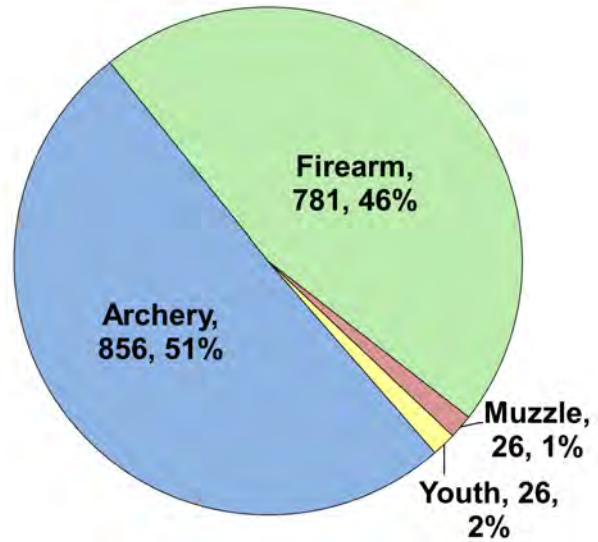
Firearm: 1800/1800 **Muzzle:** 275/275

Chronic Wasting Disease Detected: No

Check Station Location: N/A

Late Winter/CWD Season in 2024-2025: No. Deer Vehicle Accident (DVA) rates (accidents per billion miles driven) are used as an index of deer population size. Counties are closed to Late Winter/CWD season if DVA rates remain below goal, unless other factors (excessive crop damage and/or disease issues) are present.

Last year in Late Winter/CWD: 2019



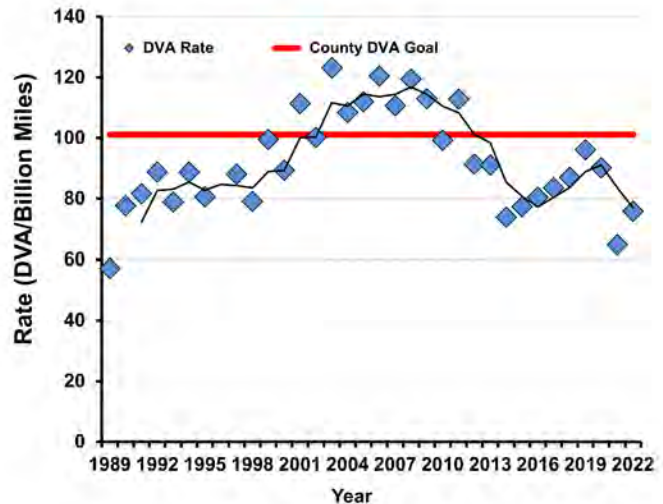
Recent Archery Harvest by Bow Type

Type	2018	2019	2020	2021	2022
Compound	360	360	410	315	334
Crossbow	309	384	465	487	514
Traditional	11	3	10	9	8
Total	680	747	885	811	856

Age/Sex Composition of Recent Harvest (%)

	2018	2019	2020	2021	2022
M - Adult	28.3	26.7	28.1	27.9	28.3
M - Yearling	25.4	24.3	23.2	23.2	22.6
M - Fawn	6.9	6.6	7.5	8.7	8.0
F - Adult	36.0	37.1	37.1	35.6	35.9
F - Fawn	3.9	5.3	4.2	4.7	5.2

M - Adult = 2.5 and older; F - Adult = 1.5 and older





WHITE-TAILED DEER SUMMARY 2023-2024: STARK COUNTY

Forest Wildlife Program, Illinois Department of Natural Resources



County Size: 289 square miles

Year Opened to Deer Hunting: 1962

Record Harvest: 598 (2005)

Average Harvest (previous 10 years): 330

Total 2023-2024 Harvest (all seasons): 361

Permits issued/quota 2023-2024 (excludes landowner; archery and youth are statewide):

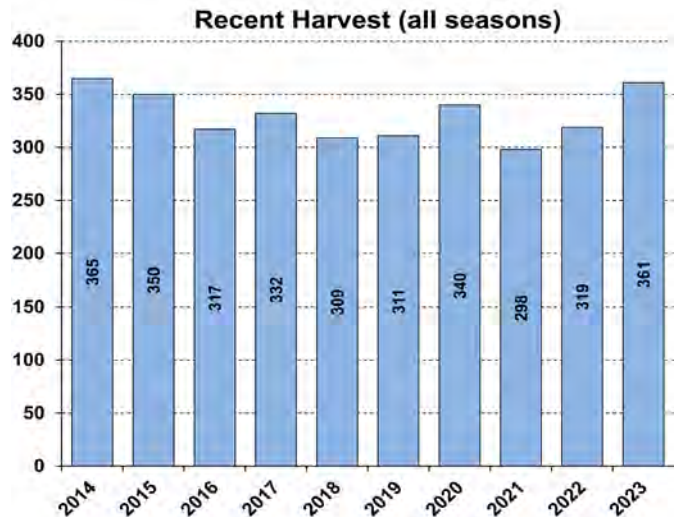
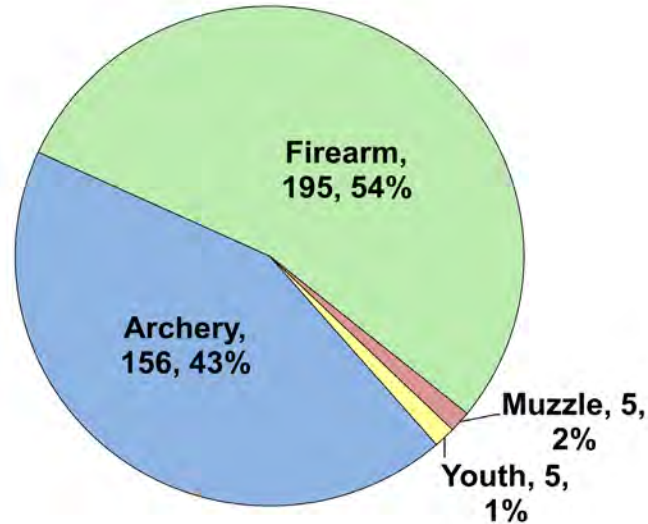
Firearm: 550/550 **Muzzle:** 92/120

Chronic Wasting Disease Detected: No

Check Station Location: N/A

Late Winter/CWD Season in 2024-2025: No. Deer Vehicle Accident (DVA) rates (accidents per billion miles driven) are used as an index of deer population size. Counties are closed to Late Winter/CWD season if DVA rates remain below goal, unless other factors (excessive crop damage and/or disease issues) are present.

Last year in Late Winter/CWD: 2015



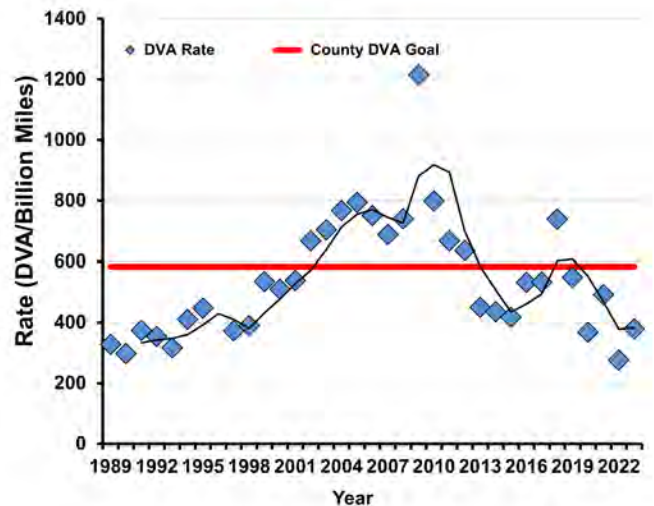
Recent Archery Harvest by Bow Type

Type	2019	2020	2021	2022	2023
Compound	69	65	53	47	60
Crossbow	75	80	83	91	93
Traditional	3	0	1	4	3
Total	147	145	137	142	156

Age/Sex Composition of Recent Harvest (%)

	2019	2020	2021	2022	2023
M - Adult	31.8	32.4	30.5	32.9	29.6
M - Yearling	19.0	12.4	17.8	19.7	26.0
M - Fawn	7.7	10.0	7.0	5.6	8.0
F - Adult	35.4	37.9	38.6	37.6	31.0
F - Fawn	6.1	7.4	6.0	4.1	5.3

M - Adult = 2.5 and older; F - Adult = 1.5 and older





WHITE-TAILED DEER SUMMARY 2023-2024: STEPHENSON COUNTY

Forest Wildlife Program, Illinois Department of Natural Resources



County Size: 565 square miles

Year Opened to Deer Hunting: 1957

Record Harvest: 1,829 (2007)

Average Harvest (previous 10 years): 1,288

Total 2023-2024 Harvest (all seasons): 1,101

Permits issued/quota 2023-2024 (excludes landowner; archery and youth are statewide):

Firearm: 2169/3250 **Muzzle:** 199/525

CWD: 52

Chronic Wasting Disease Detected: Yes

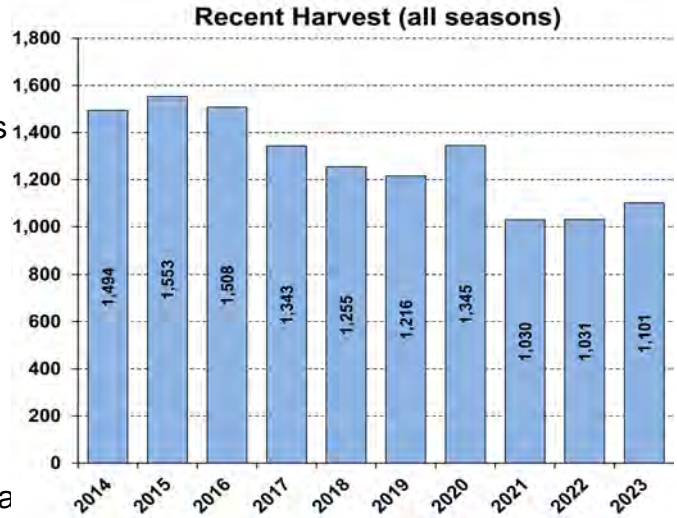
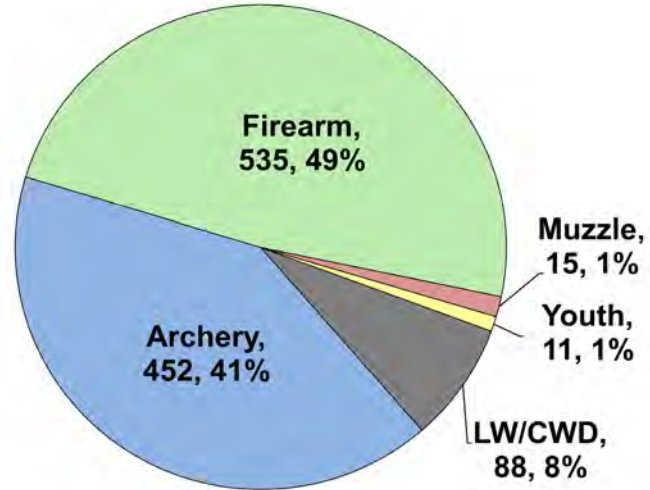
Check Station Loc: Stephenson Co. Fairgrounds

CWD Season in 2024-2025: Yes. CWD has and continues to be detected in this county. CWD season allows for extra hunter harvest to reduce deer density and disease transmission.

Number tested for CWD in 2023-24: 456

CWD positive deer in 2023-24: 52

IDNR sharpshooting: 177 deer were removed via sharpshooting which is used to supplement hunter harvest, allows localized deer reductions in known CWD positive areas to reduce transmission rates and environmental contamination.



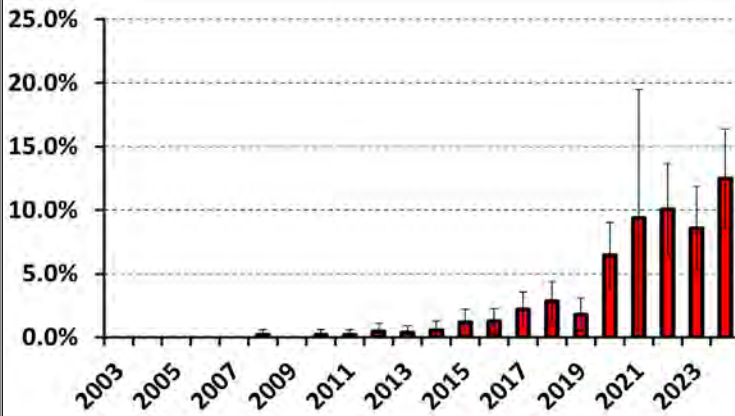
Recent Archery Harvest by Bow Type

Type	2019	2020	2021	2022	2023
Compound	274	251	166	170	163
Crossbow	258	296	237	238	284
Traditional	0	5	4	5	5
Total	532	552	407	413	452

Age/Sex Composition of Recent Harvest (%)

	2019	2020	2021	2022	2023
M - Adult	30.7	27.4	26.8	28.5	32.1
M - Yearling	19.4	17.9	19.9	18.0	19.5
M - Fawn	8.5	9.7	8.8	10.7	8.6
F - Adult	35.0	39.8	36.8	35.6	34.2
F - Fawn	6.5	5.1	7.6	7.2	5.6

M - Adult = 2.5 and older; F - Adult = 1.5 and older





WHITE-TAILED DEER SUMMARY 2023-2024: TAZEWELL COUNTY

Forest Wildlife Program, Illinois Department of Natural Resources



County Size: 658 square miles

Year Opened to Deer Hunting: 1965

Record Harvest: 1,750 (2005)

Average Harvest (previous 10 years): 1,202

Total 2023-2024 Harvest (all seasons): 1,398

Permits issued/quota 2023-2024 (excludes landowner; archery and youth are statewide):

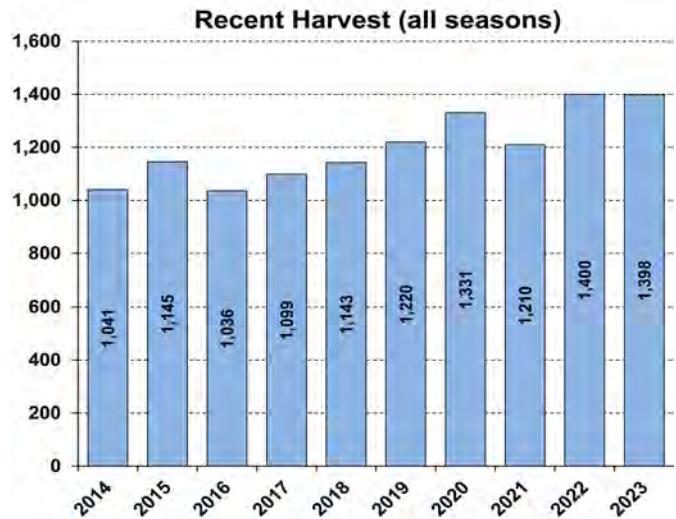
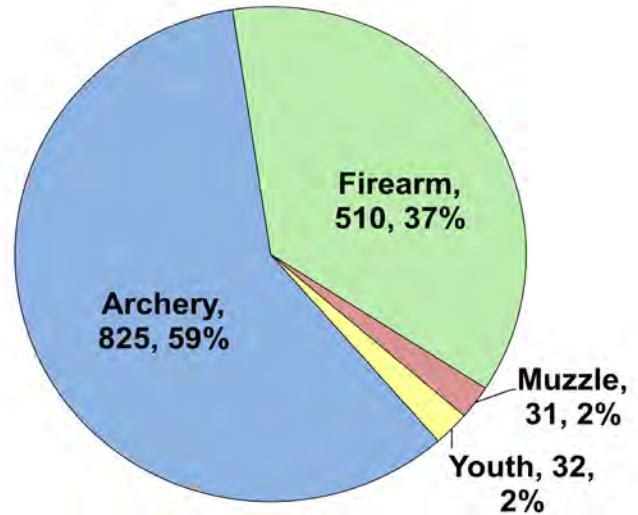
Firearm: 1200/1200 **Muzzle:** 200/200

Chronic Wasting Disease Detected: No

Check Station Location: N/A

Late Winter/CWD Season in 2024-2025: No. Deer Vehicle Accident (DVA) rates (accidents per billion miles driven) are used as an index of deer population size. Counties are closed to Late Winter/CWD season if DVA rates remain below goal, unless other factors (excessive crop damage and/or disease issues) are present.

Last year in Late Winter/CWD: 2012



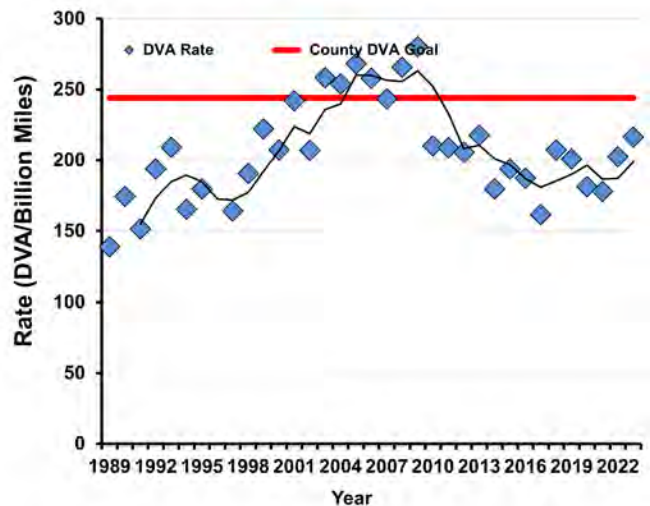
Recent Archery Harvest by Bow Type

Type	2019	2020	2021	2022	2023
Compound	357	398	307	361	361
Crossbow	312	395	383	459	448
Traditional	6	9	10	10	16
Total	675	802	700	830	825

Age/Sex Composition of Recent Harvest (%)

	2019	2020	2021	2022	2023
M - Adult	23.1	25.2	25.7	27.6	31.7
M - Yearling	22.1	20.6	21.5	18.8	22.2
M - Fawn	9.0	9.6	8.5	9.5	7.9
F - Adult	38.7	38.5	38.8	37.6	33.0
F - Fawn	7.0	6.1	5.5	6.6	5.3

M - Adult = 2.5 and older; F - Adult = 1.5 and older





WHITE-TAILED DEER SUMMARY 2023-2024: UNION COUNTY

Forest Wildlife Program, Illinois Department of Natural Resources



County Size: 422 square miles

Year Opened to Deer Hunting: 1957

Record Harvest: 3,213 (2007)

Average Harvest (previous 10 years): 2,384

Total 2023-2024 Harvest (all seasons): 2,098

Permits issued/quota 2023-2024 (excludes landowner; archery and youth are statewide):

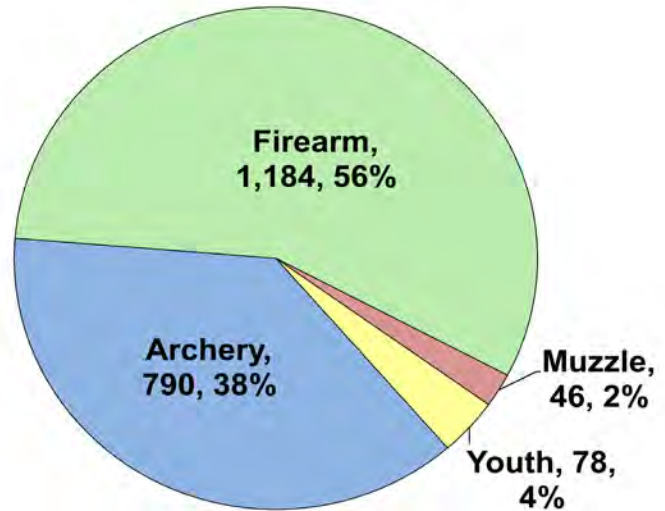
Firearm: 2500/2500 **Muzzle:** 355/355

Chronic Wasting Disease Detected: No

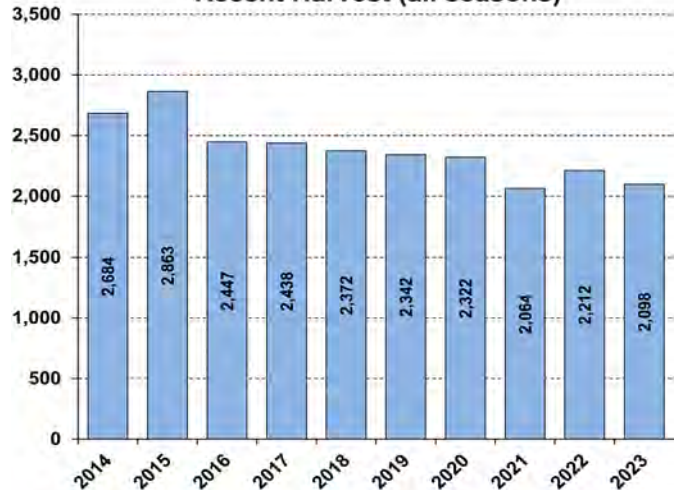
Check Station Location: N/A

Late Winter/CWD Season in 2024-2025: No. Deer Vehicle Accident (DVA) rates (accidents per billion miles driven) are used as an index of deer population size. Counties are closed to Late Winter/CWD season if DVA rates remain below goal, unless other factors (excessive crop damage and/or disease issues) are present.

Last year in Late Winter/CWD: 2012



Recent Harvest (all seasons)



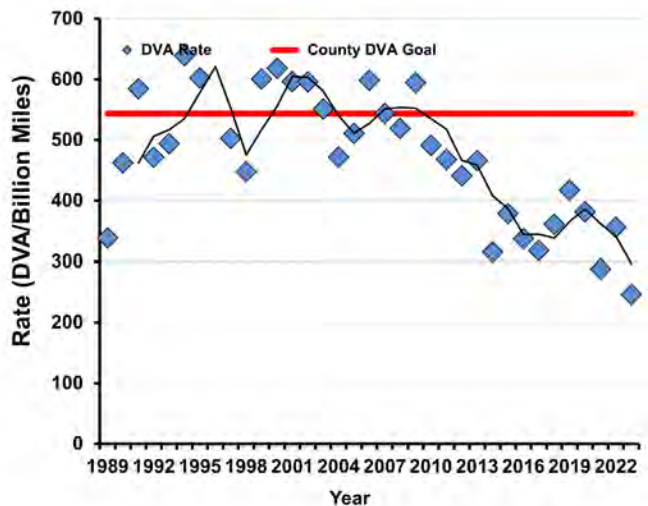
Recent Archery Harvest by Bow Type

Type	2019	2020	2021	2022	2023
Compound	474	462	380	355	325
Crossbow	460	496	457	544	454
Traditional	10	9	9	7	11
Total	944	967	846	906	790

Age/Sex Composition of Recent Harvest (%)

	2019	2020	2021	2022	2023
M - Adult	27.2	30.2	28.8	27.8	29.4
M - Yearling	17.0	17.9	17.3	15.0	18.0
M - Fawn	6.7	5.9	7.5	8.3	6.6
F - Adult	42.9	41.0	41.2	43.4	40.0
F - Fawn	6.3	5.0	5.2	5.5	6.0

M - Adult = 2.5 and older; F - Adult = 1.5 and older





WHITE-TAILED DEER SUMMARY 2023-2024: VERMILION COUNTY

Forest Wildlife Program, Illinois Department of Natural Resources



County Size: 301 square miles

Year Opened to Deer Hunting: 1974

Record Harvest: 2,353 (2009)

Average Harvest (previous 10 years): 1,617

Total 2023-2024 Harvest (all seasons): 1,822

Permits issued/quota 2023-2024 (excludes landowner; archery and youth are statewide):

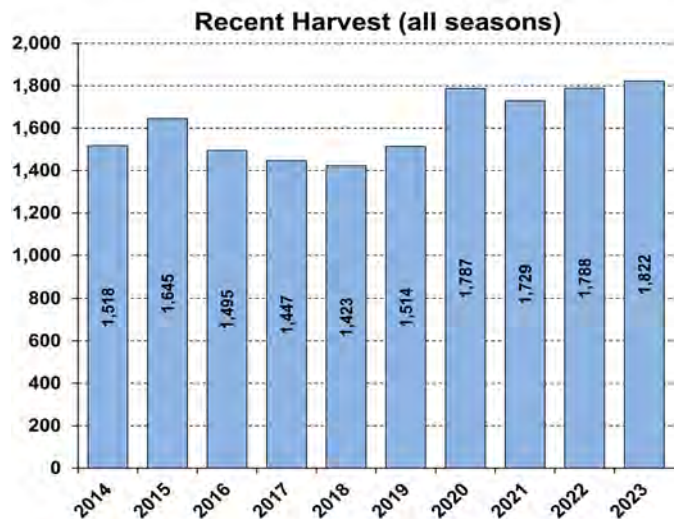
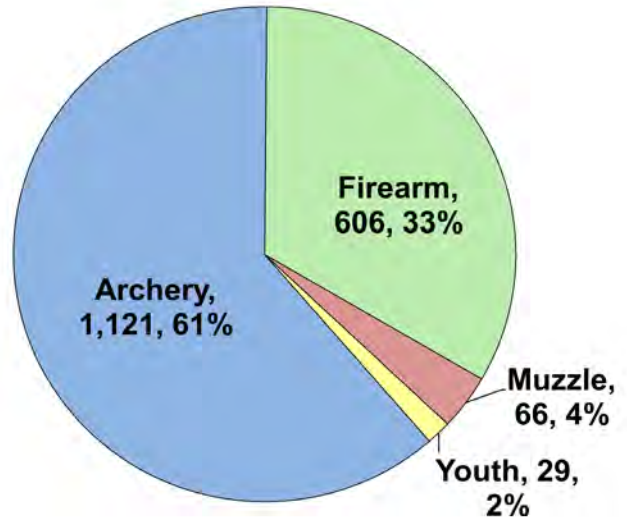
Firearm: 1800/1800 **Muzzle:** 407/425

Chronic Wasting Disease Detected: No

Check Station Location: N/A

Late Winter/CWD Season in 2024-2025: No. Deer Vehicle Accident (DVA) rates (accidents per billion miles driven) are used as an index of deer population size. Counties are closed to Late Winter/CWD season if DVA rates remain below goal, unless other factors (excessive crop damage and/or disease issues) are present.

Last year in Late Winter/CWD: 2018



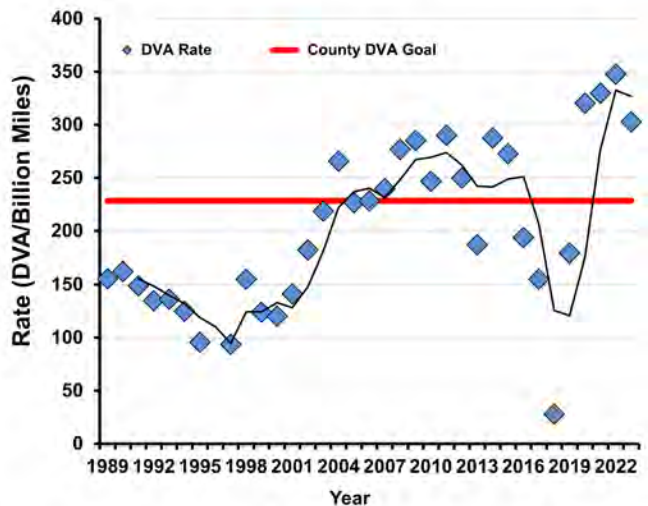
Recent Archery Harvest by Bow Type

Type	2019	2020	2021	2022	2023
Compound	437	508	487	473	469
Crossbow	504	652	572	660	634
Traditional	4	16	14	22	18
Total	945	1176	1073	1155	1121

Age/Sex Composition of Recent Harvest (%)

	2019	2020	2021	2022	2023
M - Adult	31.3	33.7	37.5	30.1	33.4
M - Yearling	17.0	15.6	14.5	16.5	18.0
M - Fawn	7.9	6.5	6.7	9.5	7.4
F - Adult	37.3	37.7	36.1	38.1	36.8
F - Fawn	6.6	6.5	5.2	5.8	4.4

M - Adult = 2.5 and older; F - Adult = 1.5 and older





WHITE-TAILED DEER SUMMARY 2023-2024: WABASH COUNTY

Forest Wildlife Program, Illinois Department of Natural Resources



County Size: 227 square miles

Year Opened to Deer Hunting: 1971

Record Harvest: 737 (2005)

Average Harvest (previous 10 years): 446

Total 2023-2024 Harvest (all seasons): 521

Permits issued/quota 2023-2024 (excludes landowner; archery and youth are statewide):

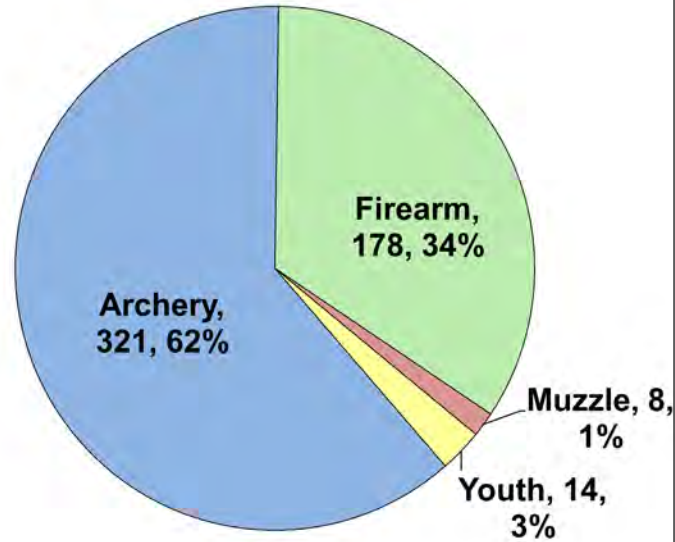
Firearm: 300/300 **Muzzle:** 65/65

Chronic Wasting Disease Detected: No

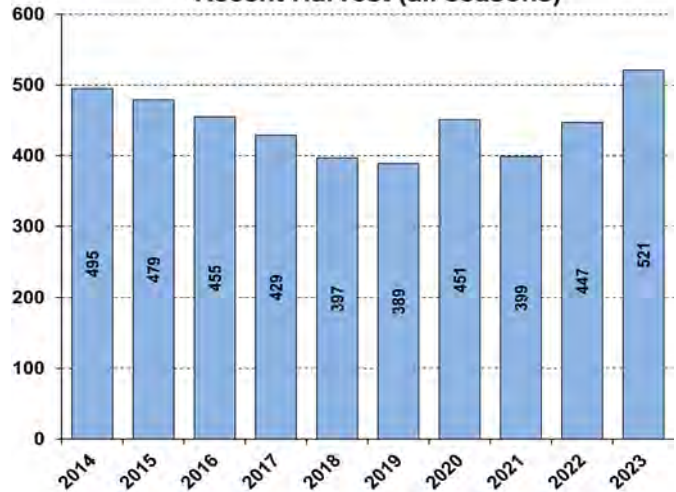
Check Station Location: N/A

Late Winter/CWD Season in 2024-2025: No. Deer Vehicle Accident (DVA) rates (accidents per billion miles driven) are used as an index of deer population size. Counties are closed to Late Winter/CWD season if DVA rates remain below goal, unless other factors (excessive crop damage and/or disease issues) are present.

Last year in Late Winter/CWD: 2012



Recent Harvest (all seasons)



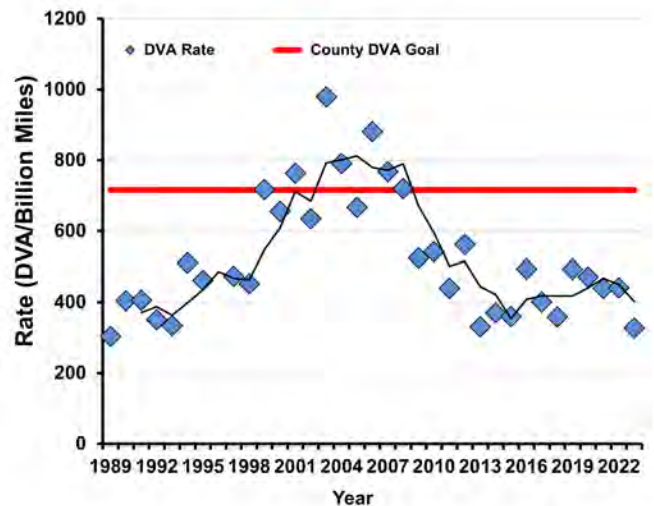
Recent Archery Harvest by Bow Type

Type	2019	2020	2021	2022	2023
Compound	120	143	132	138	184
Crossbow	93	114	93	112	135
Traditional	12	8	2	4	2
Total	225	265	227	254	321

Age/Sex Composition of Recent Harvest (%)

	2019	2020	2021	2022	2023
M - Adult	30.6	37.7	35.1	35.6	37.4
M - Yearling	23.7	16.4	18.3	18.8	19.4
M - Fawn	6.7	6.4	9.3	7.2	4.6
F - Adult	34.2	37.0	32.3	34.0	32.4
F - Fawn	4.9	2.4	5.0	4.5	6.1

M - Adult = 2.5 and older; F - Adult = 1.5 and older





WHITE-TAILED DEER SUMMARY 2023-2024: WARREN COUNTY

Forest Wildlife Program, Illinois Department of Natural Resources



County Size: 545 square miles

Year Opened to Deer Hunting: 1957

Record Harvest: 1,276 (2005)

Average Harvest (previous 10 years): 822

Total 2023-2024 Harvest (all seasons): 864

Permits issued/quota 2023-2024 (excludes landowner; archery and youth are statewide):

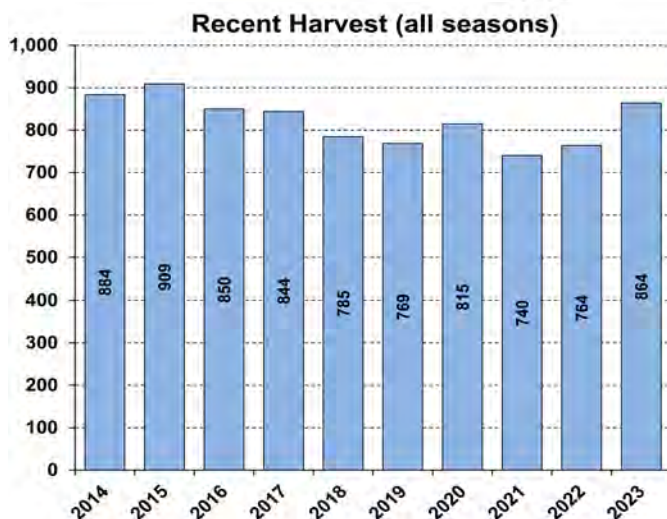
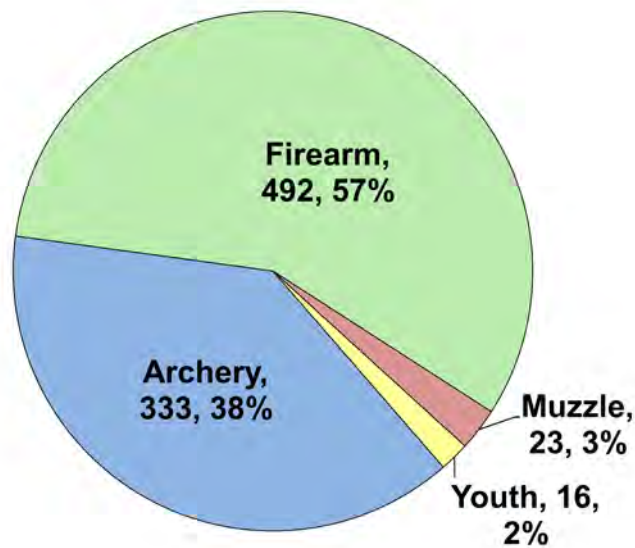
Firearm: 1425/1425 **Muzzle:** 174/215

Chronic Wasting Disease Detected: No

Check Station Location: N/A

Late Winter/CWD Season in 2024-2025: No. Deer Vehicle Accident (DVA) rates (accidents per billion miles driven) are used as an index of deer population size. Counties are closed to Late Winter/CWD season if DVA rates remain below goal, unless other factors (excessive crop damage and/or disease issues) are present.

Last year in Late Winter/CWD: 2015



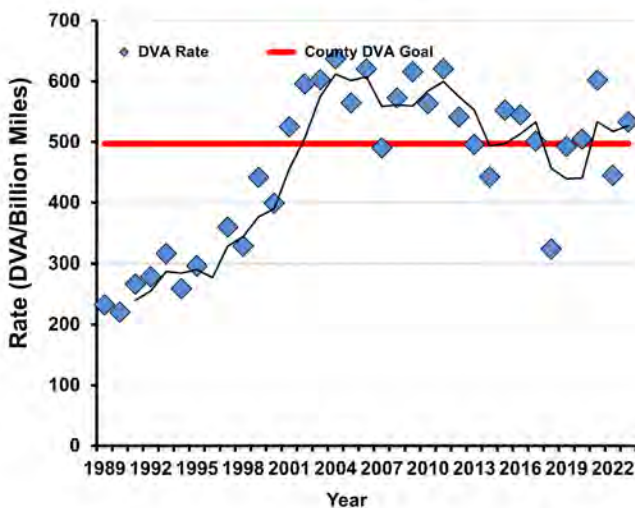
Recent Archery Harvest by Bow Type

Type	2019	2020	2021	2022	2023
Compound	147	158	140	124	142
Crossbow	125	155	139	147	186
Traditional	9	4	7	8	5
Total	281	317	286	279	333

Age/Sex Composition of Recent Harvest (%)

	2019	2020	2021	2022	2023
M - Adult	29.6	32.4	29.5	32.7	35.5
M - Yearling	17.9	17.1	19.2	18.2	15.9
M - Fawn	8.1	8.7	7.8	9.6	10.2
F - Adult	39.0	35.3	37.8	34.6	31.0
F - Fawn	5.3	6.5	5.7	5.0	7.4

M - Adult = 2.5 and older; F - Adult = 1.5 and older





WHITE-TAILED DEER SUMMARY 2023-2024: WASHINGTON COUNTY

Forest Wildlife Program, Illinois Department of Natural Resources



County Size: 564 square miles

Year Opened to Deer Hunting: 1961

Record Harvest: 2,288 (2005)

Average Harvest (previous 10 years): 1,624

Total 2023-2024 Harvest (all seasons): 1,860

Permits issued/quota 2023-2024 (excludes landowner; archery and youth are statewide):

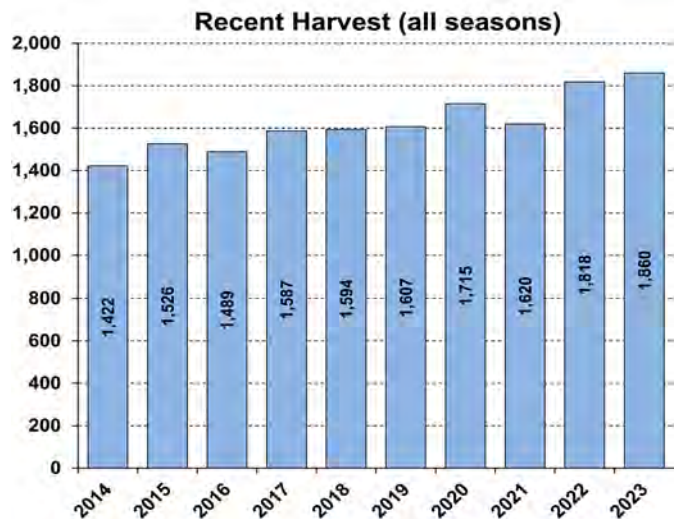
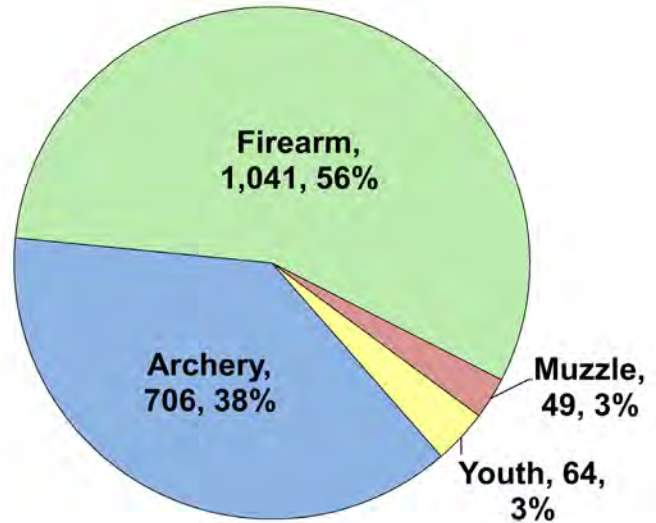
Firearm: 1900/1900 **Muzzle:** 350/350

Chronic Wasting Disease Detected: No

Check Station Location: N/A

Late Winter/CWD Season in 2024-2025: No. Deer Vehicle Accident (DVA) rates (accidents per billion miles driven) are used as an index of deer population size. Counties are closed to Late Winter/CWD season if DVA rates remain below goal, unless other factors (excessive crop damage and/or disease issues) are present.

Last year in Late Winter/CWD: 2009



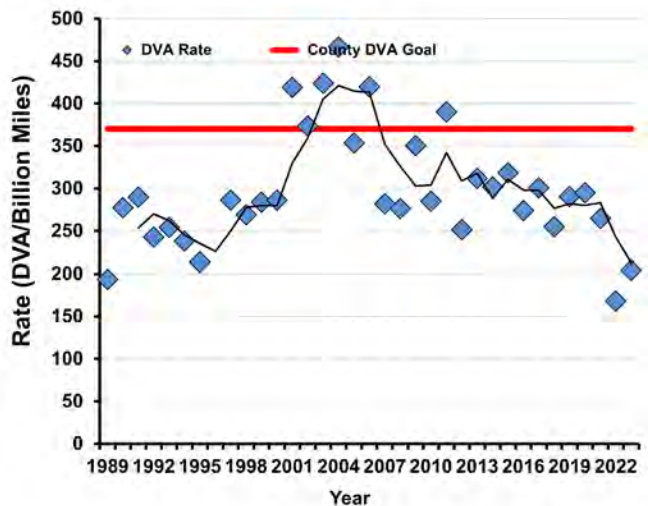
Recent Archery Harvest by Bow Type

Type	2019	2020	2021	2022	2023
Compound	333	322	285	274	296
Crossbow	280	373	344	379	406
Traditional	10	5	2	6	4
Total	623	700	631	659	706

Age/Sex Composition of Recent Harvest (%)

	2019	2020	2021	2022	2023
M - Adult	31.2	30.8	33.4	33.6	35.7
M - Yearling	17.6	18.8	15.9	16.8	17.0
M - Fawn	8.0	7.2	8.6	7.1	7.3
F - Adult	37.5	38.8	36.7	36.1	35.3
F - Fawn	5.7	4.4	5.5	6.4	4.7

M - Adult = 2.5 and older; F - Adult = 1.5 and older





WHITE-TAILED DEER SUMMARY 2023-2024: WAYNE COUNTY

Forest Wildlife Program, Illinois Department of Natural Resources



County Size: 715 square miles

Year Opened to Deer Hunting: 1966

Record Harvest: 3,540 (2007)

Average Harvest (previous 10 years): 2,638

Total 2023-2024 Harvest (all seasons): 2,859

Permits issued/quota 2023-2024 (excludes landowner; archery and youth are statewide):

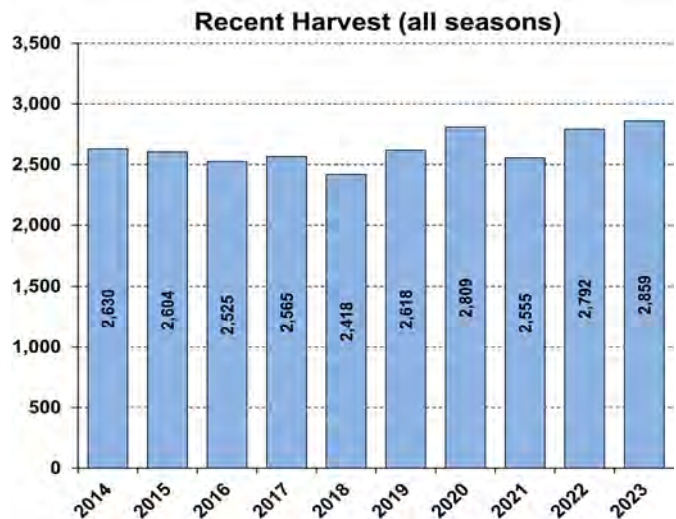
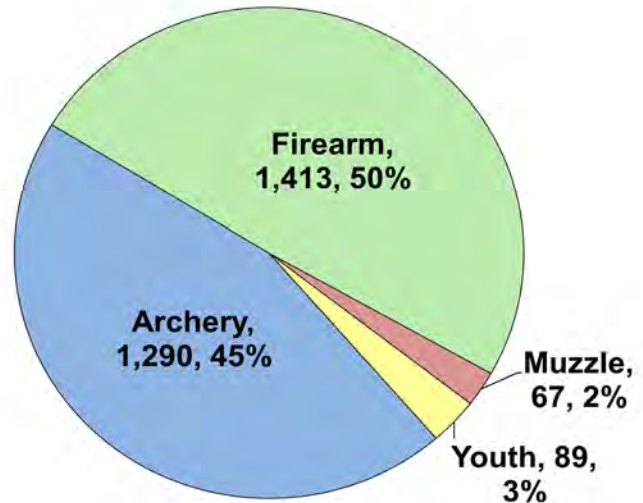
Firearm: 2550/2550 **Muzzle:** 348/350

Chronic Wasting Disease Detected: No

Check Station Location: N/A

Late Winter/CWD Season in 2024-2025: No. Deer Vehicle Accident (DVA) rates (accidents per billion miles driven) are used as an index of deer population size. Counties are closed to Late Winter/CWD season if DVA rates remain below goal, unless other factors (excessive crop damage and/or disease issues) are present.

Last year in Late Winter/CWD: 2015



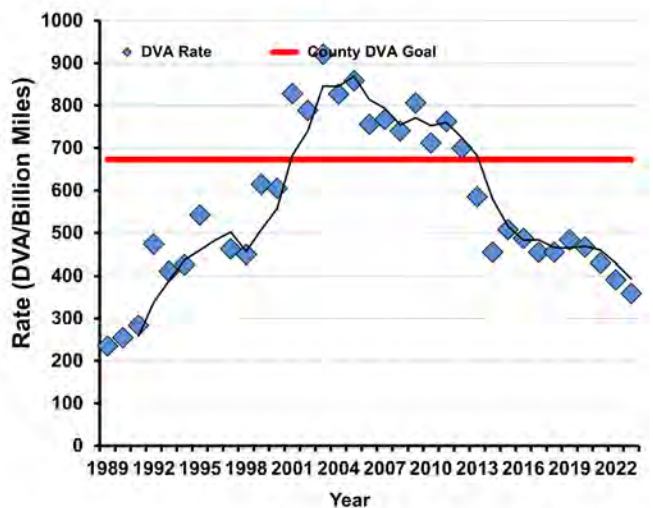
Recent Archery Harvest by Bow Type

Type	2019	2020	2021	2022	2023
Compound	608	604	517	514	600
Crossbow	474	627	570	601	677
Traditional	10	14	15	15	13
Total	1092	1245	1102	1130	1290

Age/Sex Composition of Recent Harvest (%)

	2019	2020	2021	2022	2023
M - Adult	27.3	30.4	30.5	29.9	32.6
M - Yearling	17.8	15.5	15.7	15.0	14.9
M - Fawn	8.6	8.3	9.6	8.4	7.9
F - Adult	39.3	38.0	35.9	39.4	37.6
F - Fawn	7.0	7.8	8.3	7.3	7.0

M - Adult = 2.5 and older; F - Adult = 1.5 and older





WHITE-TAILED DEER SUMMARY 2023-2024: WHITE COUNTY

Forest Wildlife Program, Illinois Department of Natural Resources



County Size: 502 square miles

Year Opened to Deer Hunting: 1961

Record Harvest: 2,299 (2005)

Average Harvest (previous 10 years): 1,556

Total 2023-2024 Harvest (all seasons): 1,588

Permits issued/quota 2023-2024 (excludes landowner; archery and youth are statewide):

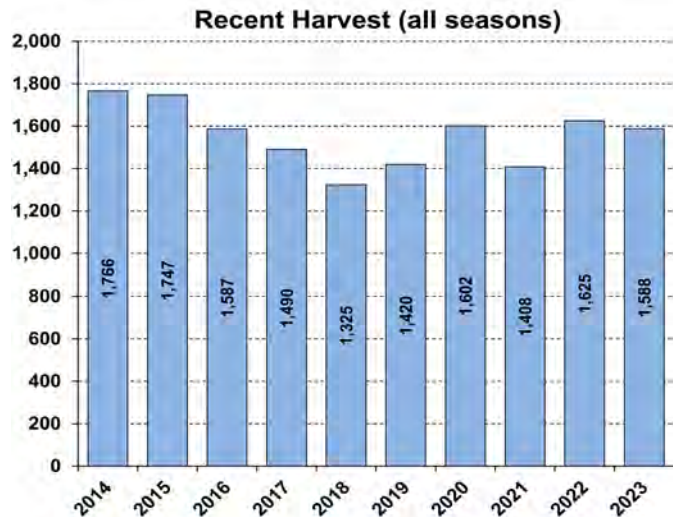
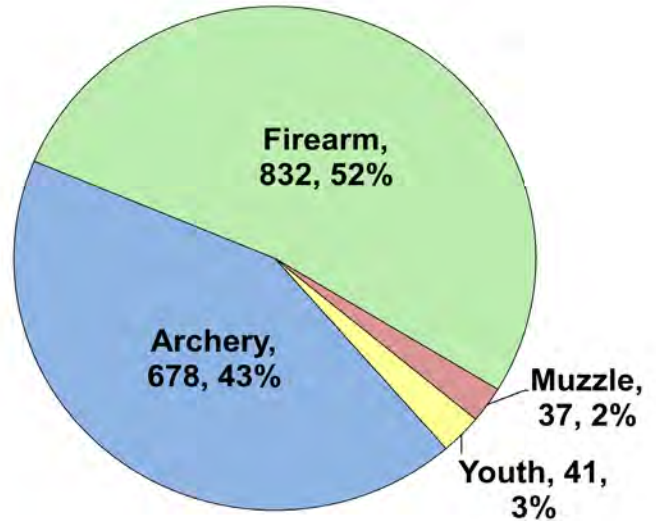
Firearm: 1800/1800 **Muzzle:** 250/250

Chronic Wasting Disease Detected: No

Check Station Location: N/A

Late Winter/CWD Season in 2024-2025: No. Deer Vehicle Accident (DVA) rates (accidents per billion miles driven) are used as an index of deer population size. Counties are closed to Late Winter/CWD season if DVA rates remain below goal, unless other factors (excessive crop damage and/or disease issues) are present.

Last year in Late Winter/CWD: 2018



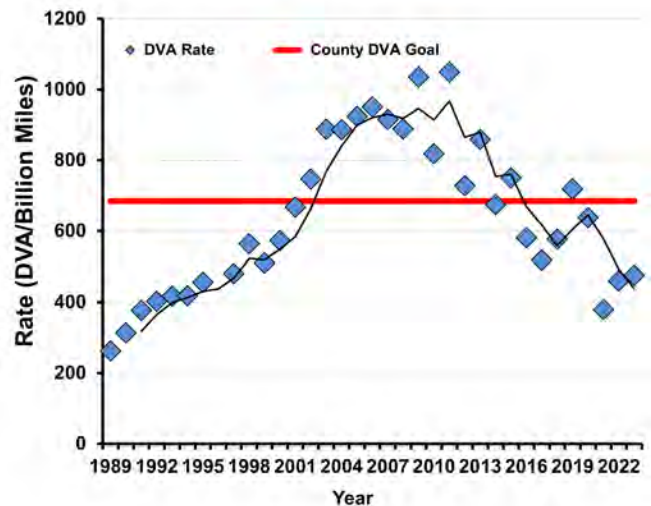
Recent Archery Harvest by Bow Type

Type	2019	2020	2021	2022	2023
Compound	320	382	327	337	315
Crossbow	249	309	300	343	356
Traditional	7	15	6	3	7
Total	576	706	633	683	678

Age/Sex Composition of Recent Harvest (%)

	2019	2020	2021	2022	2023
M - Adult	31.5	35.7	34.0	37.7	40.4
M - Yearling	15.0	13.8	14.5	14.8	13.6
M - Fawn	5.3	5.9	5.7	4.7	4.8
F - Adult	43.0	39.8	40.9	38.5	36.1
F - Fawn	5.2	4.8	4.9	4.4	5.0

M - Adult = 2.5 and older; F - Adult = 1.5 and older





WHITE-TAILED DEER SUMMARY 2023-2024: WHITESIDE COUNTY

Forest Wildlife Program, Illinois Department of Natural Resources



County Size: 698 square miles

Year Opened to Deer Hunting: 1957

Record Harvest: 1,704 (2005)

Average Harvest (previous 10 years): 1,156

Total 2023-2024 Harvest (all seasons): 1,293

Permits issued/quota 2023-2024 (excludes landowner; archery and youth are statewide):

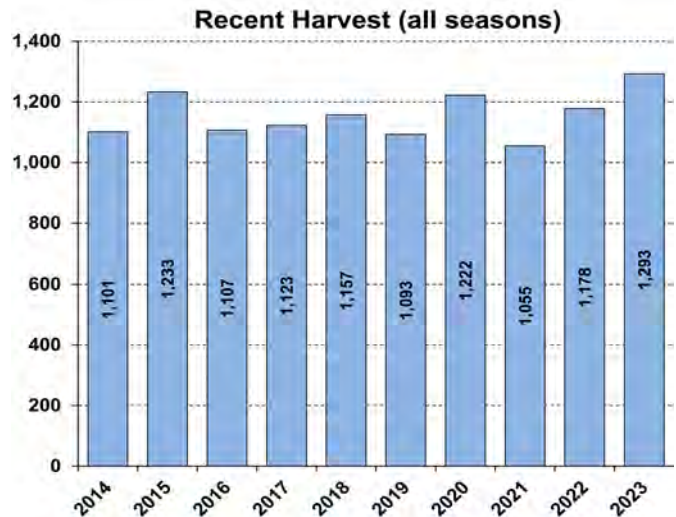
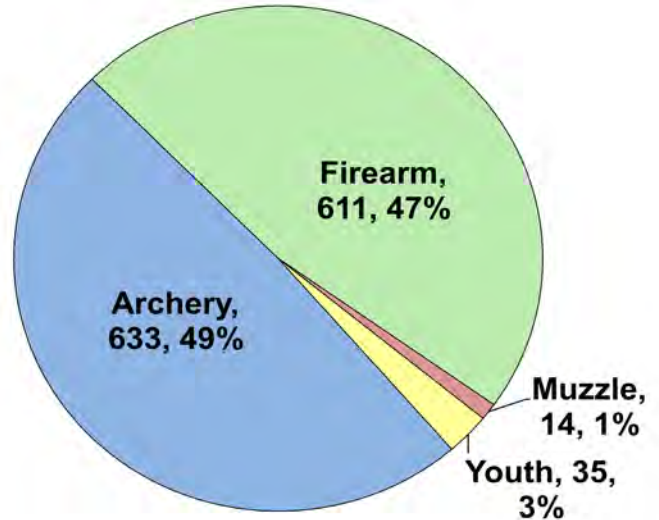
Firearm: 1800/1800 **Muzzle:** 248/260

Chronic Wasting Disease Detected: No

Check Station Location: N/A

Late Winter/CWD Season in 2024-2025: No. Deer Vehicle Accident (DVA) rates (accidents per billion miles driven) are used as an index of deer population size. Counties are closed to Late Winter/CWD season if DVA rates remain below goal, unless other factors (excessive crop damage and/or disease issues) are present.

Last year in Late Winter/CWD: 2014



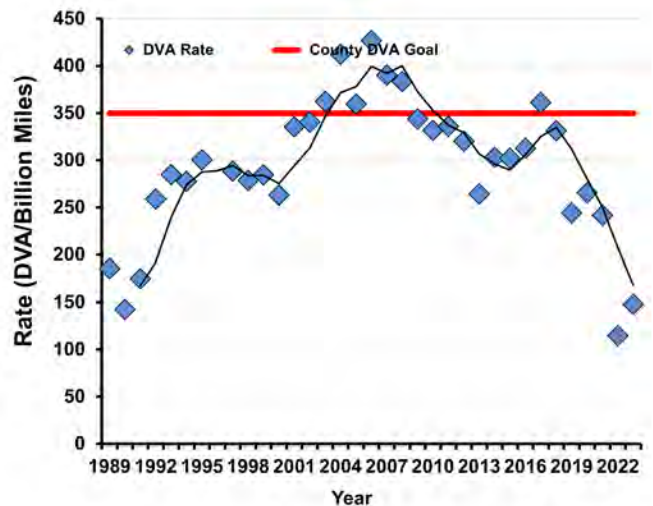
Recent Archery Harvest by Bow Type

Type	2019	2020	2021	2022	2023
Compound	250	257	229	228	247
Crossbow	232	310	283	311	375
Traditional	11	7	6	8	11
Total	493	574	518	547	633

Age/Sex Composition of Recent Harvest (%)

	2019	2020	2021	2022	2023
M - Adult	26.6	24.1	24.2	28.0	28.9
M - Yearling	20.9	16.0	19.6	17.8	19.5
M - Fawn	9.4	12.1	11.2	9.4	9.7
F - Adult	36.5	40.0	36.9	39.0	35.3
F - Fawn	6.6	7.7	8.2	5.7	6.6

M - Adult = 2.5 and older; F - Adult = 1.5 and older





WHITE-TAILED DEER SUMMARY 2023-2024: WILL COUNTY

Forest Wildlife Program, Illinois Department of Natural Resources



County Size: 849 square miles

Year Opened to Deer Hunting: 1976

Record Harvest: 1,435 (1995)

Average Harvest (previous 10 years): 1,074

Total 2023-2024 Harvest (all seasons): 1,022

Permits issued/quota 2023-2024 (excludes landowner; archery and youth are statewide):

Firearm: 1222/1450 **Muzzle:** 220/350

CWD: 40

Chronic Wasting Disease Detected: Yes

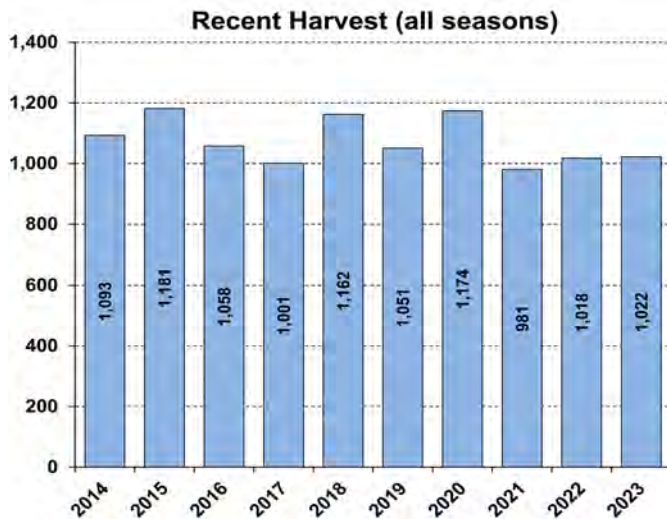
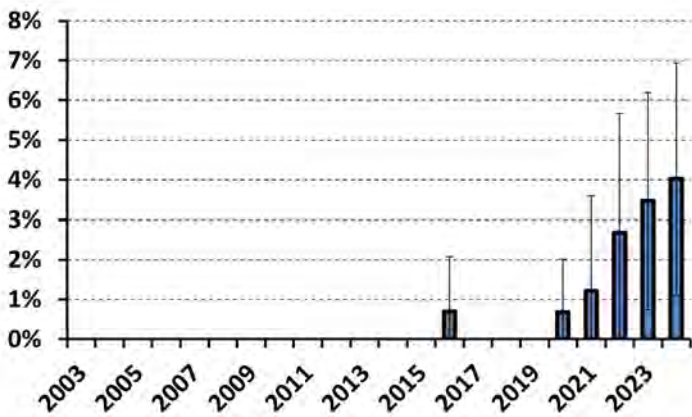
Check Station Location: Des Plaines Game Propagation Center

CWD Season in 2024-2025: Yes. CWD has and continues to be detected in this county. CWD season allows for extra hunter harvest to reduce deer density and disease transmission.

Number tested for CWD in 2023-24: 380

CWD positive deer in 2023-24: 14

IDNR sharpshooting: 44 deer were removed via sharpshooting which is used to supplement hunter harvest, allows localized deer reductions in known CWD positive areas to reduce transmission rates and environmental contamination.



Recent Archery Harvest by Bow Type

Type	2019	2020	2021	2022	2023
Compound	378	385	352	316	337
Crossbow	348	433	371	379	373
Traditional	6	7	7	7	8
Total	732	825	730	702	718

Age/Sex Composition of Recent Harvest (%)

	2019	2020	2021	2022	2023
M - Adult	31.4	32.3	29.2	31.4	33.4
M - Yearling	24.5	19.9	20.4	19.6	18.7
M - Fawn	7.1	7.9	7.4	8.3	7.7
F - Adult	31.8	34.8	36.3	34.1	34.2
F - Fawn	5.1	5.1	6.6	6.6	6.0

M - Adult = 2.5 and older; F - Adult = 1.5 and older



WHITE-TAILED DEER SUMMARY 2023-2024: WILLIAMSON COUNTY

Forest Wildlife Program, Illinois Department of Natural Resources



County Size: 444 square miles

Year Opened to Deer Hunting: 1957

Record Harvest: 3,358 (2019)

Average Harvest (previous 10 years): 3,143

Total 2023-2024 Harvest (all seasons): 3,324

Permits issued/quota 2023-2024 (excludes landowner; archery and youth are statewide):

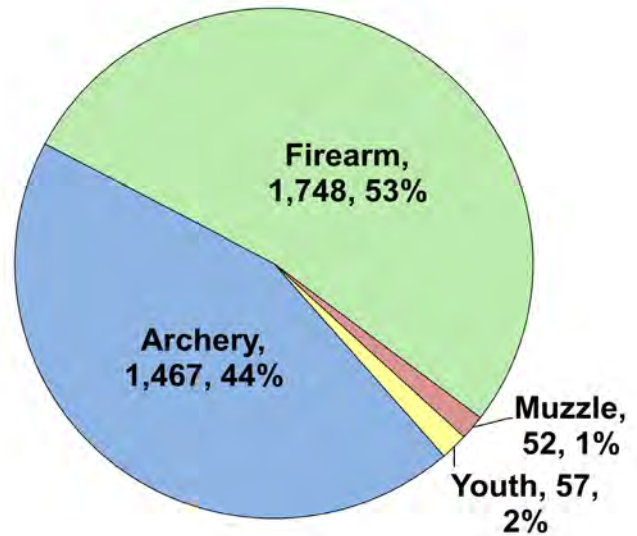
Firearm: 4200/4200 **Muzzle:** 345/395

Chronic Wasting Disease Detected: No

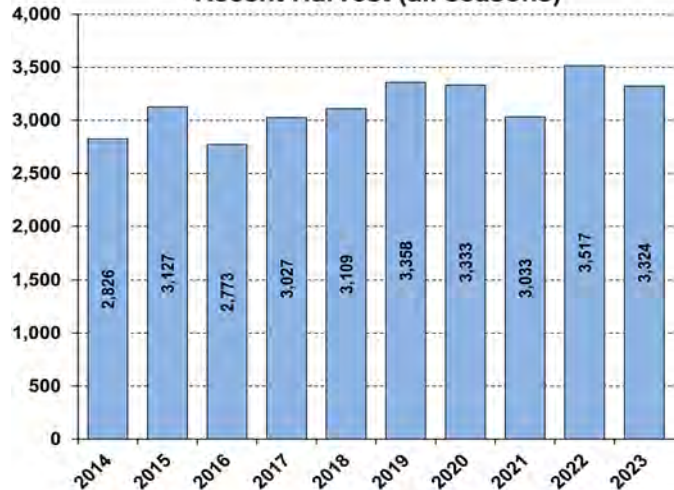
Check Station Location: N/A

Late Winter/CWD Season in 2024-2025: No. Deer Vehicle Accident (DVA) rates (accidents per billion miles driven) are used as an index of deer population size. Counties are closed to Late Winter/CWD season if DVA rates remain below goal, unless other factors (excessive crop damage and/or disease issues) are present.

Last year in Late Winter/CWD: 2009



Recent Harvest (all seasons)



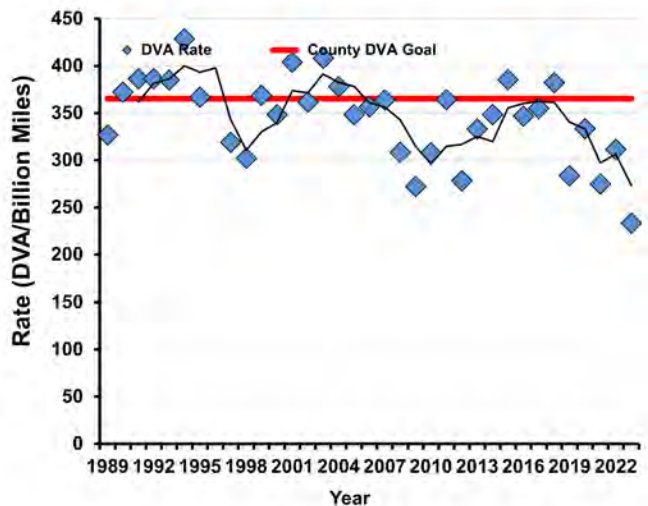
Recent Archery Harvest by Bow Type

Type	2019	2020	2021	2022	2023
Compound	692	694	530	620	583
Crossbow	698	872	798	832	865
Traditional	13	17	17	18	19
Total	1403	1583	1345	1470	1467

Age/Sex Composition of Recent Harvest (%)

	2019	2020	2021	2022	2023
M - Adult	25.3	25.2	29.1	26.0	25.0
M - Yearling	20.1	20.2	20.7	19.3	21.0
M - Fawn	8.5	7.8	8.3	8.3	8.5
F - Adult	40.4	40.7	36.7	40.7	39.8
F - Fawn	5.7	6.0	5.1	5.8	5.7

M - Adult = 2.5 and older; F - Adult = 1.5 and older





WHITE-TAILED DEER SUMMARY 2023-2024: WINNEBAGO COUNTY

Forest Wildlife Program, Illinois Department of Natural Resources



County Size: 519 square miles

Year Opened to Deer Hunting: 1957

Record Harvest: 1,480 (1995)

Average Harvest (previous 10 years): 891

Total 2023-2024 Harvest (all seasons): 865

Permits issued/quota 2023-2024 (excludes landowner; archery and youth are statewide):

Firearm: 1342/3000 **Muzzle:** 174/450

CWD: 52

Chronic Wasting Disease Detected: Yes

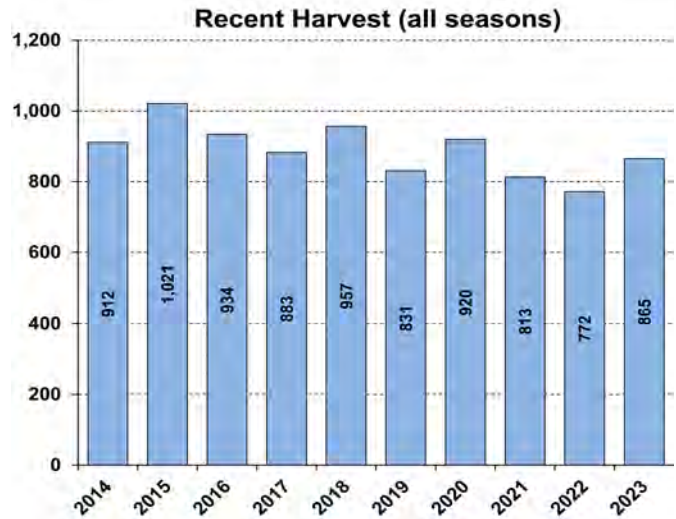
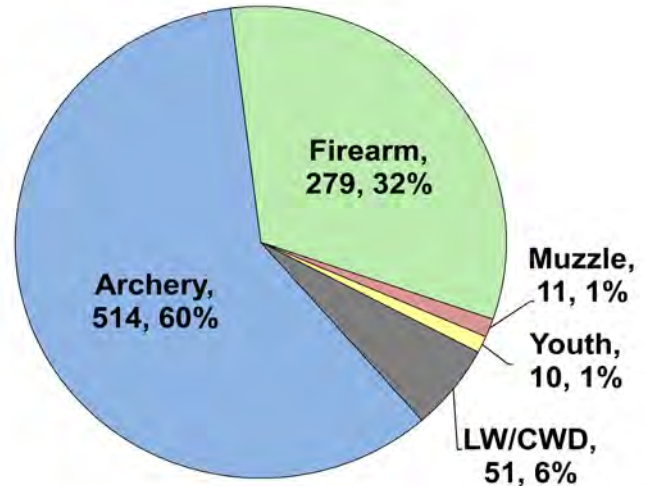
Check Station Location: Rock Cut State Park

CWD Season in 2024-2025: Yes. CWD has and continues to be detected in this county. CWD season allows for extra hunter harvest to reduce deer density and disease transmission.

Number tested for CWD in 2023-24: 289

CWD positive deer in 2023-24: 19

IDNR sharpshooting: 64 deer were removed via sharpshooting which is used to supplement hunter harvest, allows localized deer reductions in known CWD positive areas to reduce transmission rates and environmental contamination.



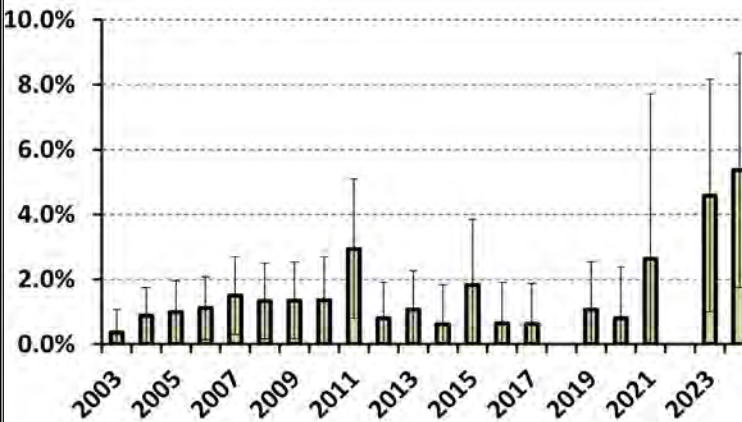
Recent Archery Harvest by Bow Type

Type	2019	2020	2021	2022	2023
Compound	263	312	205	219	235
Crossbow	212	242	255	215	274
Traditional	5	5	8	2	5
Total	480	559	468	436	514

Age/Sex Composition of Recent Harvest (%)

	2019	2020	2021	2022	2023
M - Adult	31.0	30.7	31.8	32.1	34.1
M - Yearling	20.7	21.7	22.0	21.4	22.3
M - Fawn	9.9	9.3	9.9	7.9	8.8
F - Adult	33.7	34.2	31.3	34.8	29.6
F - Fawn	4.7	4.0	5.0	3.8	5.2

M - Adult = 2.5 and older; F - Adult = 1.5 and older





WHITE-TAILED DEER SUMMARY 2023-2024: WOODFORD COUNTY

Forest Wildlife Program, Illinois Department of Natural Resources



County Size: 543 square miles

Year Opened to Deer Hunting: 1963

Record Harvest: 2,035 (2007)

Average Harvest (previous 10 years): 1,327

Total 2023-2024 Harvest (all seasons): 1,660

Permits issued/quota 2023-2024 (excludes landowner; archery and youth are statewide):

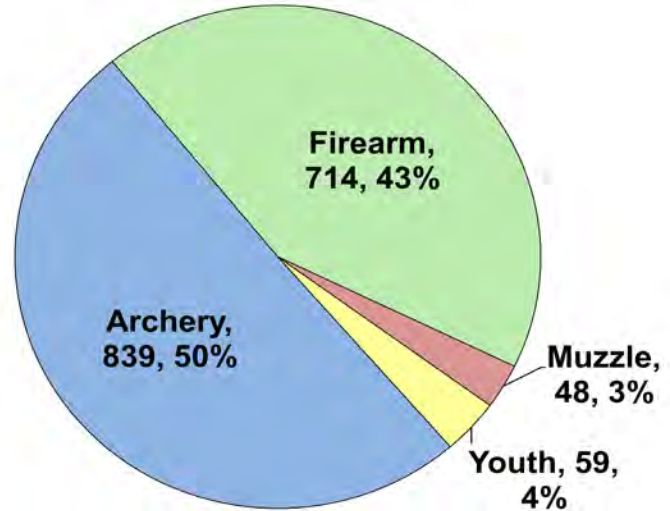
Firearm: 1500/1500 **Muzzle:** 325/325

Chronic Wasting Disease Detected: No

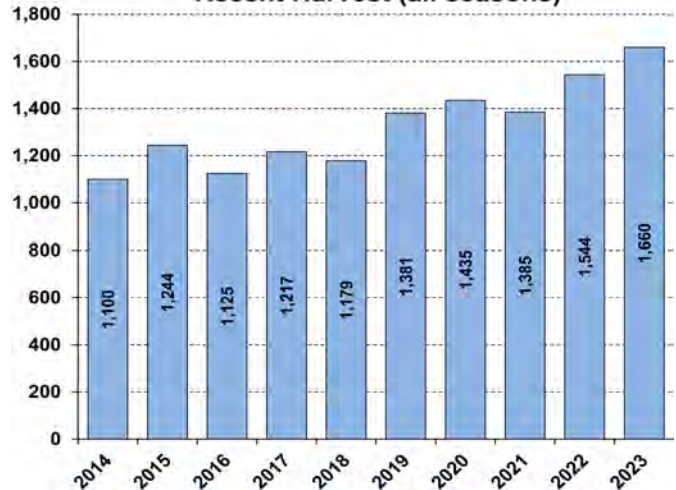
Check Station Location: N/A

Late Winter/CWD Season in 2024-2025: No. Deer Vehicle Accident (DVA) rates (accidents per billion miles driven) are used as an index of deer population size. Counties are closed to Late Winter/CWD season if DVA rates remain below goal, unless other factors (excessive crop damage and/or disease issues) are present.

Last year in Late Winter/CWD: 2014



Recent Harvest (all seasons)



Recent Archery Harvest by Bow Type

Type	2019	2020	2021	2022	2023
Compound	364	403	354	374	393
Crossbow	322	380	388	436	435
Traditional	9	8	10	18	11
Total	695	791	752	828	839

Age/Sex Composition of Recent Harvest (%)

	2019	2020	2021	2022	2023
M - Adult	24.3	24.5	27.6	24.4	28.7
M - Yearling	16.1	15.1	15.1	16.1	14.0
M - Fawn	8.8	10.9	8.5	10.8	9.3
F - Adult	40.8	41.7	39.3	40.7	41.4
F - Fawn	9.9	7.9	9.5	8.0	6.5

M - Adult = 2.5 and older; F - Adult = 1.5 and older

