



SUMMARY OF 2024-2025 ILLINOIS DEER SEASONS

Peter E. Schlichting
Forest Wildlife Program, Illinois Department of Natural Resources



General Information

Season Dates:

Archery Season: Oct. 1, 2024 - Jan. 19, 2025; closed during firearm deer season in counties open to firearm deer hunting

Youth Season: Oct. 12 - 14, 2024 (hunting also allowed during 1st firearm season, Nov. 22 - 24, 2024)

Firearm Season: Nov. 22 - 24, 2024 and Dec. 5 - 8, 2024

Muzzleloader Season: Dec. 13 - 15, 2024 (hunting also allowed during 2nd firearm season, Dec. 5 - 8, 2024)

Late-Winter Antlerless Season/CWD Season: Dec. 26 - 29, 2024 and Jan. 17 - 19, 2025

Total Days of Deer Hunting: 111

Bag Limit: One deer per legal permit, with no set limit for total number of deer allowed. No more than 2 antlered deer during the year, except additional antlered deer may be taken during the special CWD season only.

Significant Changes: Archery hunters in the Restricted Archery Zone (Champaign, Douglas, Macon, Moultrie, and Piatt counties) were permitted to harvest only antlered deer during the first 31 days of the season (October 1-31), increased from the first 15 days of October previously. This change was instituted to continue to grow the deer population in the Restricted Archery Zone.

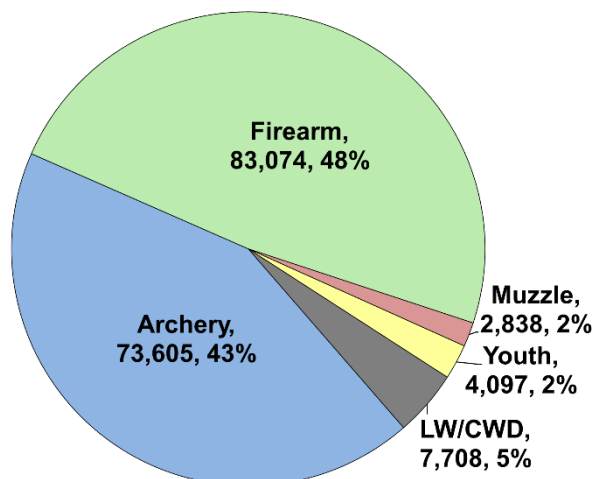
Harvest Reporting: Successful deer hunters in non-CWD counties were required to register their harvest by 10 p.m. on the same calendar day as the deer was taken by using an automated harvest reporting system (telephone or internet). Deer harvested in CWD counties during the 7-day firearm season were required to take their deer to any Deer Check Station (<https://huntillinois.org/cwdmap>). CWD testing was available statewide by taking the head to a participating vendor. For more information concerning CWD vendor locations see (<https://huntillinois.org/cwd-sampling/>).

Total Harvest (all seasons): 171,322

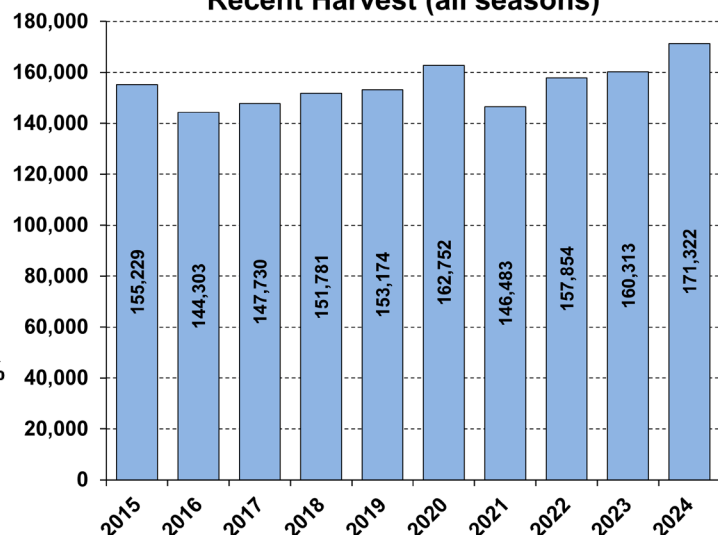
Record Harvest: 201,209 (2005)

Harvest Sex Ratio (all seasons): 53.8% male: 46.1% female; (45.7% antlered: 54.2% antlerless)

2024-2025 Harvest by Season



Recent Harvest (all seasons)



Permitting

IDNR's Permit Office issued 563,268 deer permits for all seasons, including both lottery-issued and over-the-counter permits. This represents an increase (3.78%) from the 542,703 permits issued for 2023. Increases occurred in archery (2.40%), firearm (4.07%), muzzleloader (2.29%), late winter (52.32%), CWD antlerless (19.70%), and youth (16.36%) seasons.

Number and types of permits issued for the 2024-2025 deer seasons				
Archery	Number of Resident Permits	Number of Nonresident Permits	Total Permits	Percent Nonresident
Landowner POH Permit, Either-Sex ¹	30,768	1,646	32,414	5.08%
Landowner POH Permit, Antlerless-only ¹	30,768	1,646	32,414	5.08%
CWD Combination Surveillance Permit ²	52	4	56	7.14%
Single Either-Sex Permit	507	0	507	0.00%
Single Antlerless-Only Permit	6,338	4,024	10,362	38.83%
Combination OTC Permit (1 ES + 1 AO)	132,680	24,671	157,351	15.68%
TOTAL	201,113	31,991	233,104	13.72%
Firearm				
Landowner POH Permit, Either-Sex ¹	33,288	1,842	35,130	5.24%
Landowner POH Permit, Antlerless-only ¹	33,288	1,842	35,130	5.24%
CWD Combination Surveillance Permit ²	205	11	216	5.09%
Full-season Either-Sex Permit	135,108	11,644	146,752	7.93%
Full-season Antlerless-only Permit	57,503	6,256	63,759	9.81%
TOTAL	259,392	21,595	280,987	7.69%
Muzzleloader				
Either-Sex Permit	21,237	1,325	22,562	5.87%
Antlerless-only Permit	6,016	648	6,664	9.72%
CWD Combination Surveillance Permit ²	2	0	2	0.00%
TOTAL	27,255	1,973	29,228	6.75%
Other Seasons				
Late Winter Antlerless-only Permit	3,185	0	3,185	0.00%
CWD Antlerless-only Permit ³	1,203	0	1,203	0.00%
Youth Either-Sex Permit ³	15,561	0	15,561	0.00%
Total: All Seasons/Permit Types	507,709	55,559	563,268	9.86%

¹ POH = "property only hunting"; a landowner permit that is valid only on the property owned/leased by that landowner

² Free permits provided to hunters whose deer tests positive for CWD in the previous year

³ Permits for these seasons are issued without respect to residency status (i.e., the same permit is issued to both residents & non-residents)

2024-2025 Archery Deer Season Results

Length: 111 days (104 days in counties open to firearm deer hunting)

Number of Counties Open: 102

Special Regulations: Resident combination permits (one either-sex and one antlerless-only tag) were available over-the-counter (OTC) in unlimited quantities. Nonresident combination permits were limited to a quota of 25,000 and issued via lottery with any remaining permits available OTC. Single resident either-sex permits (limit 1 per hunter) were available by application to the Permit Office prior to September 1. Single antlerless-only permits were available to both resident and nonresident hunters OTC without limit, with a 2-tiered fee structure for non-residents dependent upon whether an either-sex archery permit was held. This was the sixth year in which crossbows were legal for all hunters for the entire archery season.

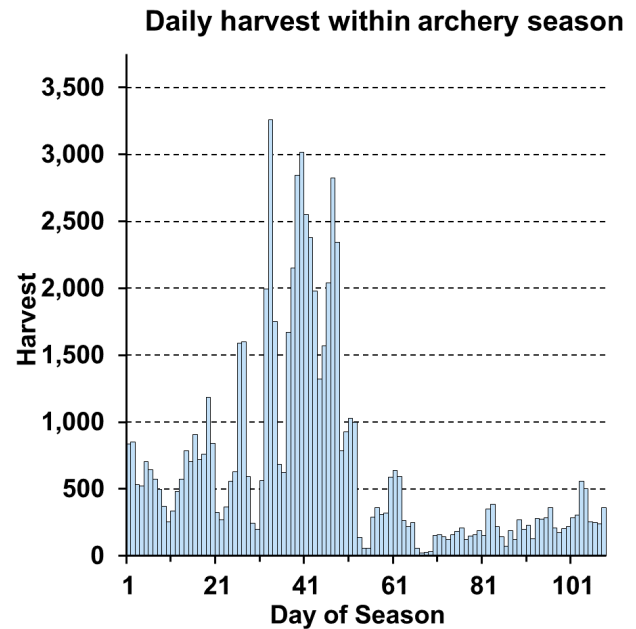
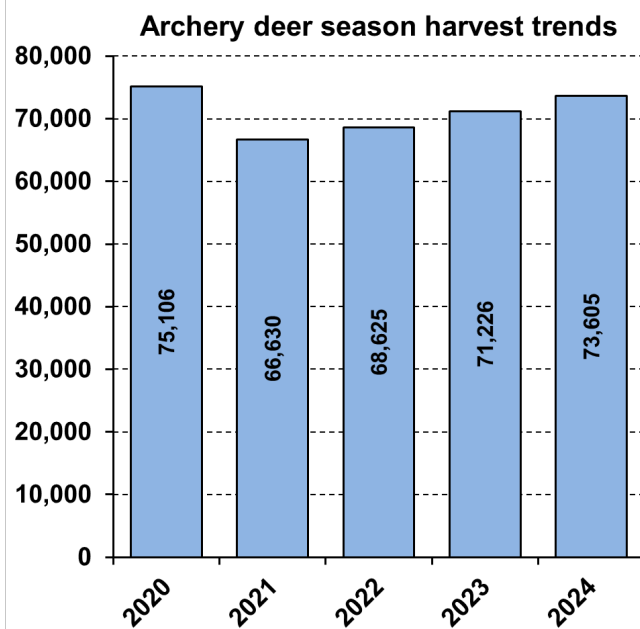
Harvest: 73,605

Season Harvest Record: 75,106 (2020)

Harvest Sex Ratio: 55.3% male: 44.7% female (48.5% antlered: 51.5% antlerless)

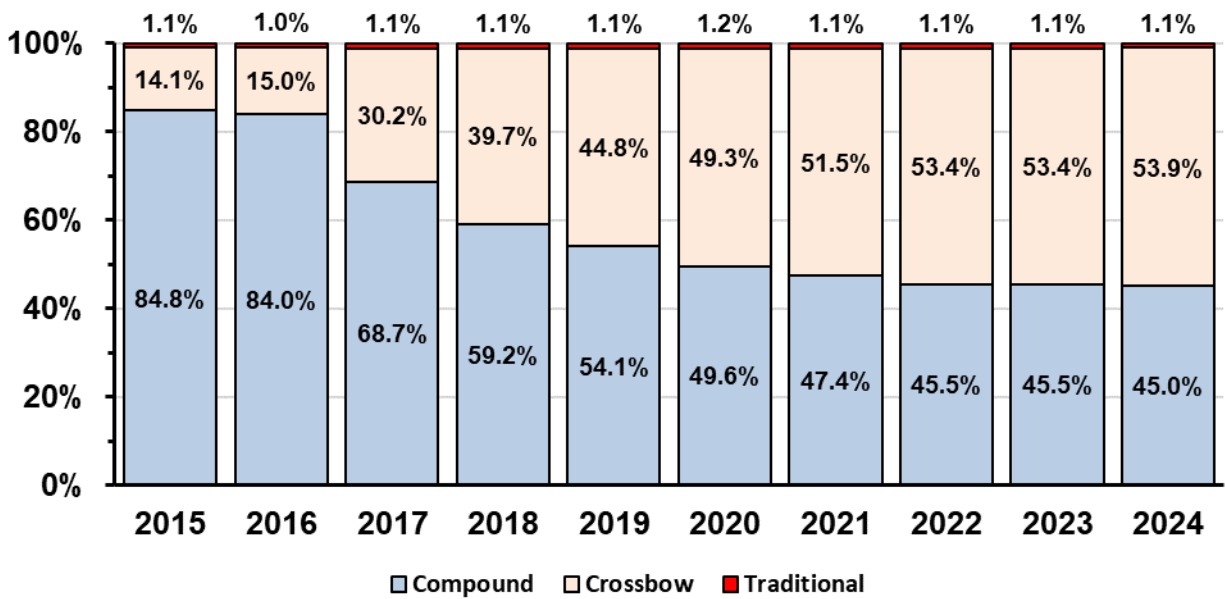
Top 5 Counties: Pike (2,326), Jefferson (2,066), Fulton (1,775), Fayette (1,546), Marion (1,432)

Harvest by Type of Bow: 45.0% compound, 53.9% crossbow, 1.1% traditional bows. As a result of 2017 legislation that removed restrictions on crossbow use, crossbows continue to be treated just like any other type of bow during hunting seasons. Harvest percentages have been stable since 2022 (see included chart).



Trends in the number of archery deer season permits issued statewide					
Permit Type	2020	2021	2022	2023	2024
Landowner Property-Only Hunting Permit, Either-Sex	30,192	33,124	33,674	30,170	32,414
Landowner Property-Only Hunting Permit, Antlerless-Only	30,192	33,124	33,674	30,170	32,414
CWD Combination Surveillance Permit	-	-	42	55	56
Single Either-Sex Permit	512	490	498	512	507
Single Antlerless-Only Permit	10,196	9,072	9,331	10,034	10,362
Combination Over-the-Counter Permit (double permit)	156,226	151,993	151,388	156,707	157,351
TOTAL	227,318	227,803	228,607	227,648	233,104

Archery Deer Harvest by Bow Type, 2015-2024

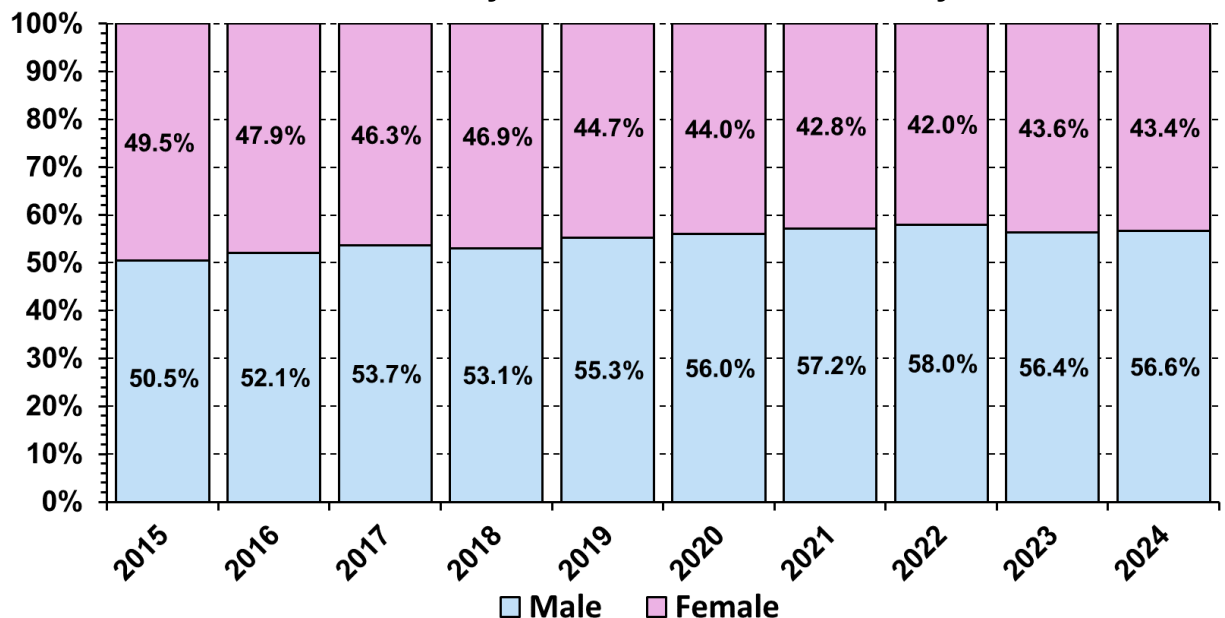


Harvest Results in the 5-County Restricted Archery Zone

Special Regulations: In order to reduce doe harvest and help grow deer populations to their appropriate county goals, archery hunters in the counties of Champaign, Douglas, Macon, Moultrie, and Piatt were permitted to harvest only antlered deer during the first 31 days of the season (October 1-31). Previous use of this type of regulation was highly successful in east-central Illinois, with no compensatory increase in doe harvest after resumption of unrestricted regulations.

Results: Archery harvest of females in the restricted archery zone was 793 in 2024, up from 789 in 2023, and 722 in 2022. Aside from an increase in 2020, archery doe harvest in the restricted zone has been relatively stable since the institution of the 15-day restriction in 2018. While doe harvest has not decreased, the percentage of females in the archery harvest has been decreasing (see figure below) suggesting a shift towards a more male-biased archery harvest.

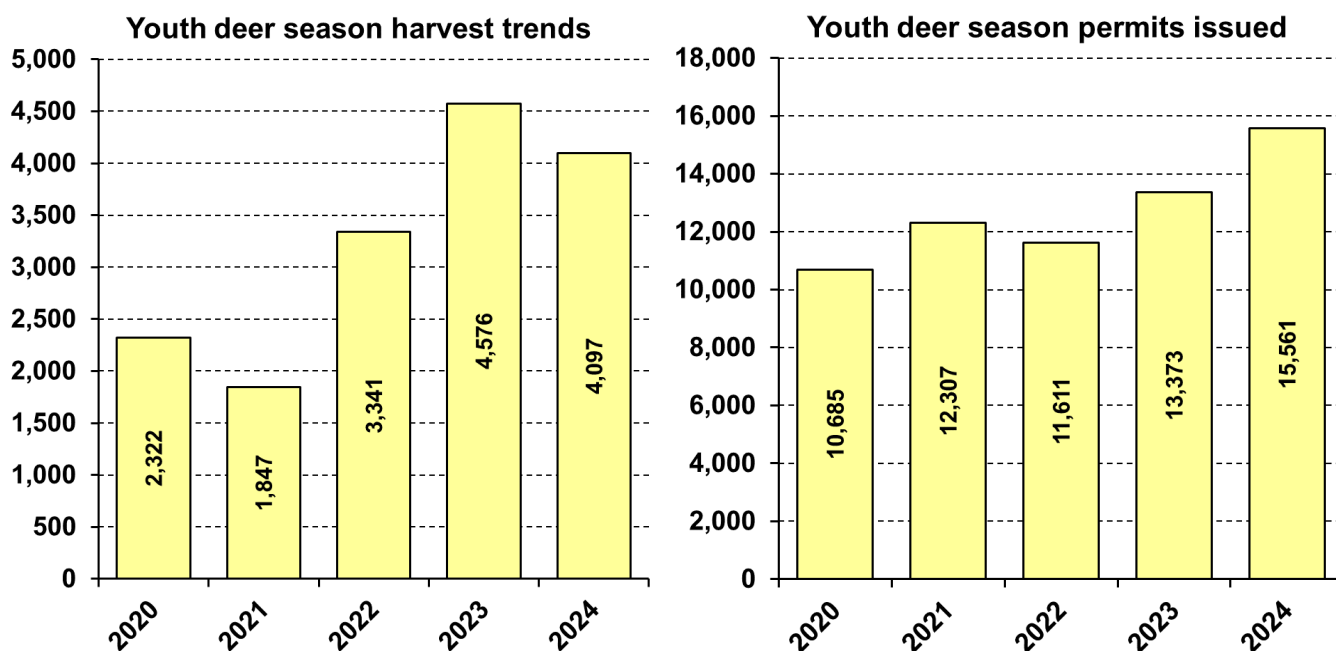
Sex ratio of archery harvest in Restricted Archery Zone



Recently, the population of relative increasing, female deer low their tested with

A map of Illinois showing its 102 counties. Five counties are circled in red: Tazewell, Morgan, Scott, Wabash, and Pulaski. The counties are color-coded in a repeating pattern of orange, yellow, green, and blue. The circled counties are: Tazewell (green), Morgan (green), Scott (green), Wabash (blue), and Pulaski (blue).

Top 5 Counties: Randolph (221), Adams (147), Pike (147), Jefferson (139), Marion (119)



2024 Firearm Deer Season Results

Length: 7 days (split; one 3-day [Fri-Sun] + one 4-day [Thu-Sun] segment)

Number of Counties Open: 99 (closed in Cook, DuPage, Lake)

Special Regulations: County-specific (or special hunt area-specific) permits issued via lotteries; unallocated permits subsequently available OTC through end of season. Mandatory check stations were in effect for 15 northern Illinois counties (Boone, Carroll, DeKalb, Grundy, JoDaviess, Kane, Kendall, Kankakee, LaSalle, Livingston, McHenry, Ogle, Stephenson, Winnebago, and Will) for chronic wasting disease (CWD) surveillance; the remaining open counties used automated harvest reporting. Archery equipment remained legal for use during firearm deer season with a valid firearm permit on private land only.

Weather Conditions: Temperatures on opening weekend were favorable with average temperatures and limited precipitation. During second season, conditions were overcast skies for the majority of the weekend and some rain on Sunday.

Corn Harvest: Statewide corn harvest was 95% complete in the week going into first season.

Deer Harvest: 83,074

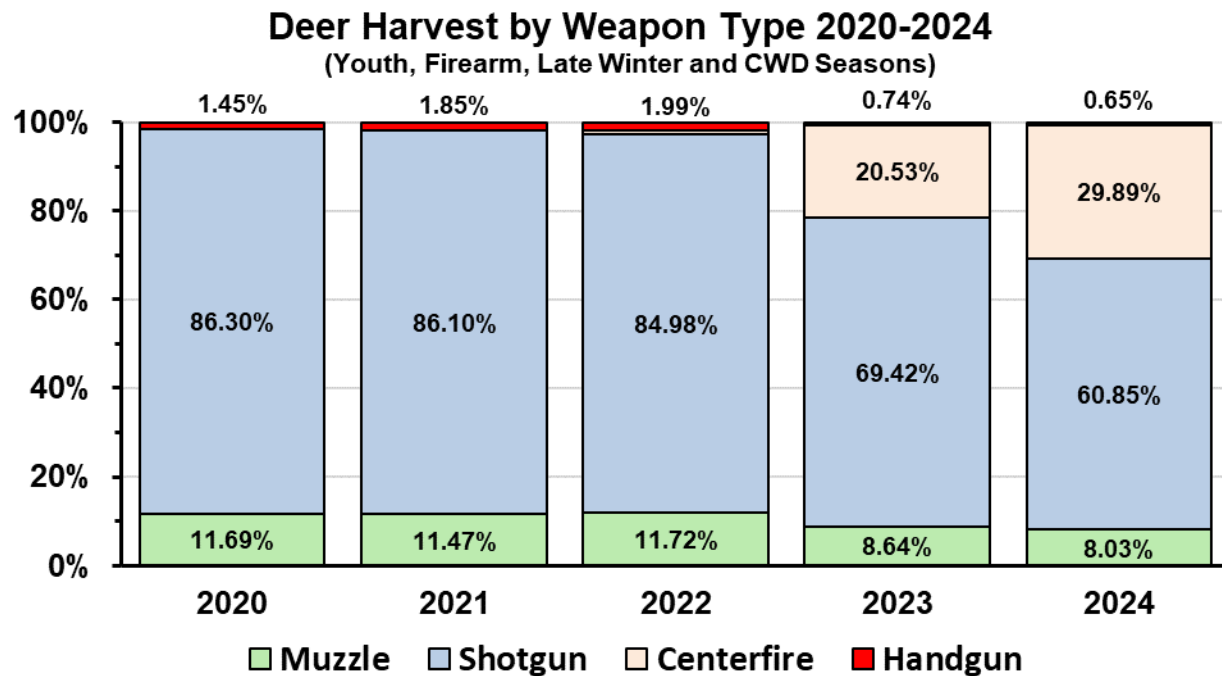
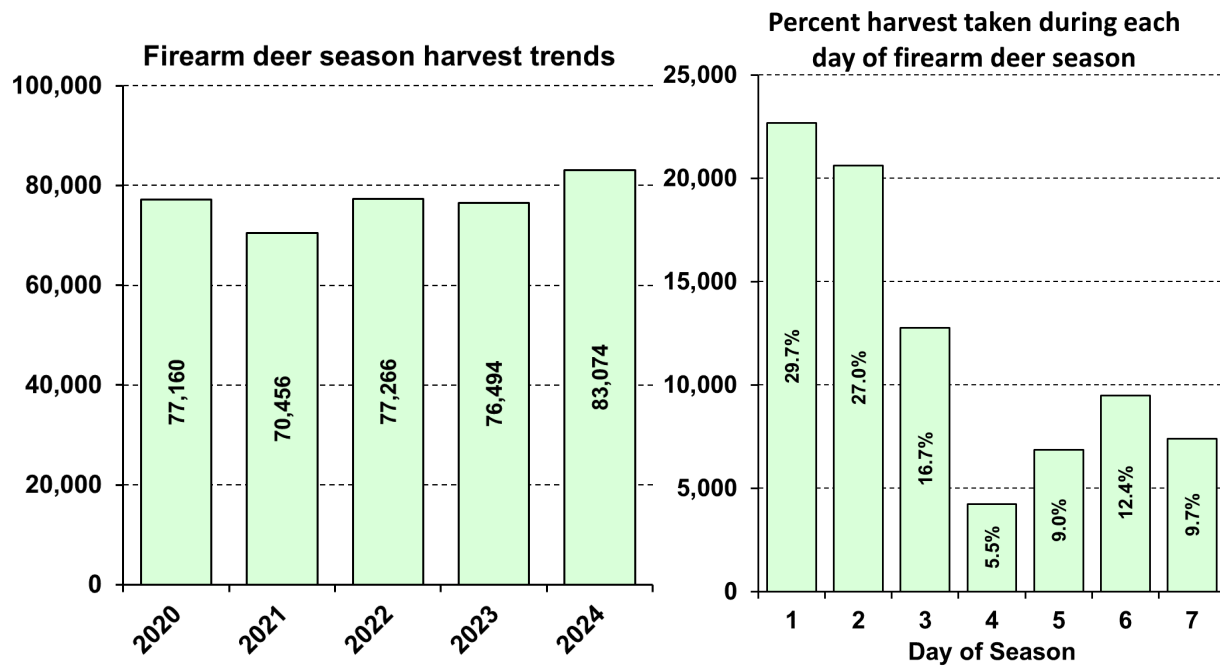
Season Harvest Record: 123,792 (2005)

Harvest Sex Ratio: 56.0% male: 44.0% female (47.4% antlered: 52.6% antlerless)

Top 5 Counties: Randolph (2,311), Adams (2,299), Jefferson (2,087), Jackson (2,042), Fulton (2,002)

Trends in the number of firearm deer season permits issued statewide

Permit Type	2020	2021	2022	2023	2024
Landowner Property-Only Hunting Permit, Either-Sex	33,906	35,025	37,416	32,819	35,130
Landowner Property-Only Hunting Permit, Antlerless-Only	33,906	35,025	37,416	32,819	35,130
CWD Combination Surveillance Permit	-	-	95	172	216
Either-Sex Permit	141,947	140,766	138,771	141,431	146,752
Antlerless-Only Permit	68,269	64,795	62,315	62,766	63,759
TOTAL	278,028	275,611	276,013	270,007	280,987



*Archery harvest on firearm permits during firearm season not included.

2024 Muzzleloader Deer Season Results

Length: 3 days

Number of Counties Open: 99 (closed in Cook, DuPage, Lake)

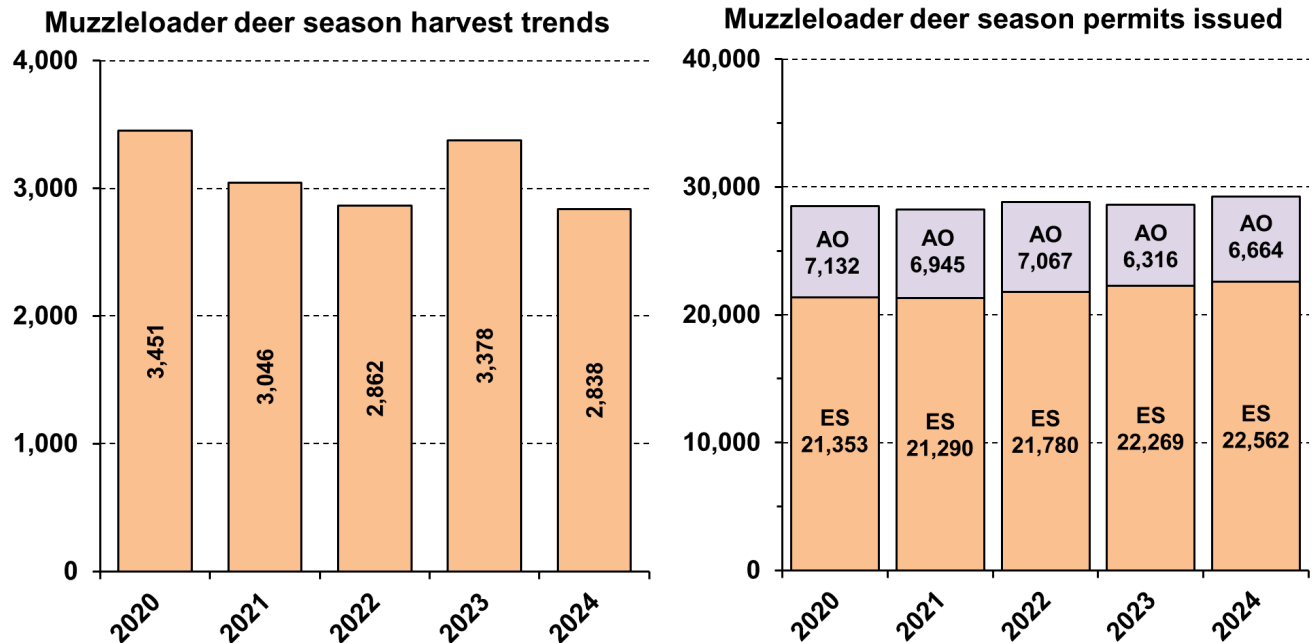
Special Regulations: County-specific (or special hunt area-specific) permits issued via lotteries; unallocated permits subsequently available OTC through end of season. Hunters with muzzleloader permits were also allowed to hunt with a muzzleloader during the 2nd Firearm Deer Season (4 days). Recipients of landowner permits (for their own property only) valid during the Firearm Deer Season could use those unfilled permits during the Muzzleloader Deer Season so long as they used a muzzleloading rifle.

Harvest: 2,838

Season Harvest Record: 5,973 (2006)

Harvest Sex Ratio: 40.9% male: 59.1% female (32.4% antlered: 67.6% antlerless)

Top 5 Counties: Pike (124), Adams (87), Clark (75), Schuyler (63), Fayette (60)



2024-2025 Late-Winter Deer Season Results

Length: 7 days

Number of Counties Open: 27 (Brown, Clay, Coles, Crawford, Effingham, Franklin, Fulton, Hamilton, Hancock, Henderson, Jefferson, Knox, Macoupin, Madison, Marion, McDonough, Mercer, Monroe, Perry, Putnam, Randolph Rock Island, Saline, Schuyler, Shelby, Williamson, and Washington)

Special Regulations: Legal weapons were shotguns, muzzleloaders, centerfire rifles, and handguns. County-specific resident antlerless-only permits available OTC from license vendors (unlimited availability). Hunters with unfilled permits for the Firearm, Muzzleloader, or Youth deer seasons were allowed to hunt the Late-Winter Deer Season to harvest antlerless deer, so long as the permit was issued for an open county. Persons with an unfilled Muzzleloader Season permit must use a muzzleloading rifle.

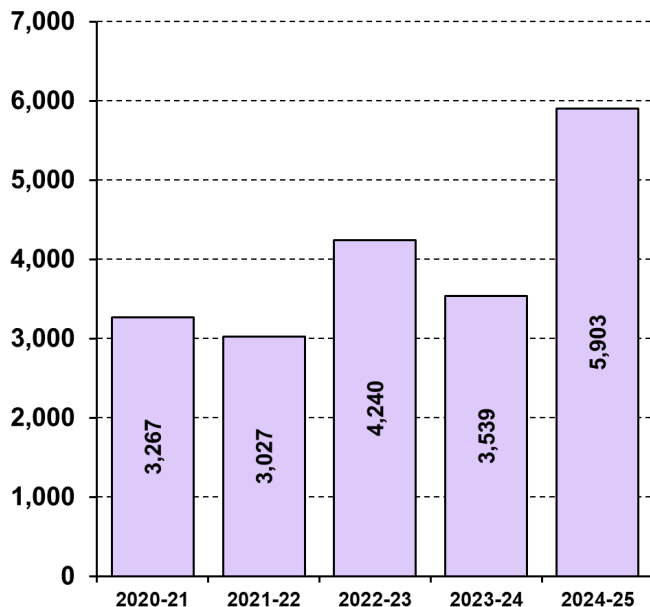
Harvest: 5,903

Season Harvest Record: 17,434 (2009)

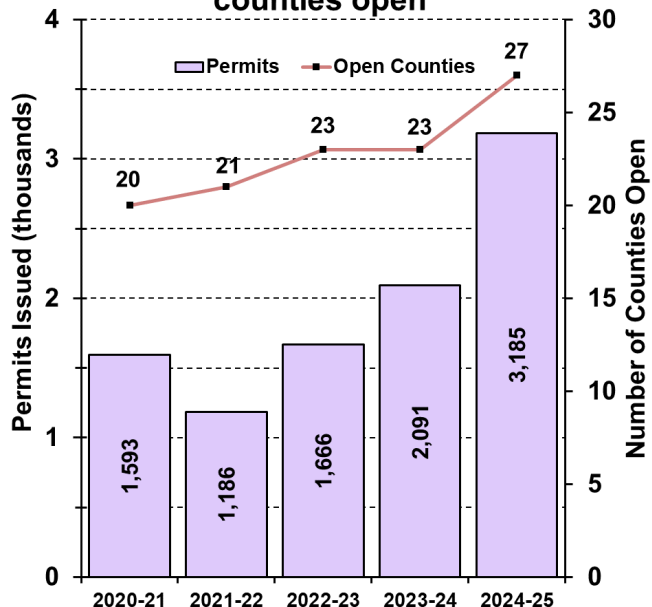
Harvest Sex Ratio: 16.1% male: 83.9% female

Top 5 Counties: Jefferson (483), Randolph (467), Marion (397), Perry (353), Fulton (347)

Late-Winter deer season harvest trends



Late-Winter season permits issued and counties open



2024-2025 Special CWD Deer Season Results

Length: 7 days (concurrent with Late-Winter Season)

Number of Counties Open: 18 (Boone, Bureau, Carroll, DeKalb, Ford, Grundy, JoDaviess, Kane, Kankakee, Kendall, LaSalle, Lee, Livingston, McHenry, Ogle, Stephenson, Winnebago and Will)

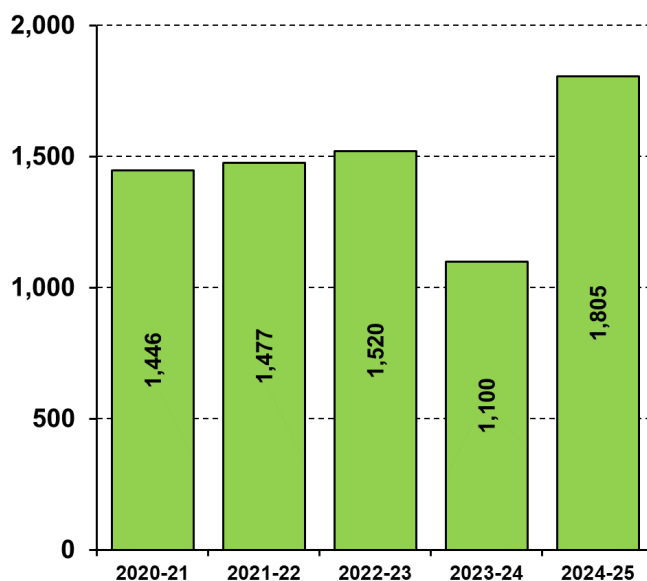
Special Regulations: Legal weapons were shotguns, muzzleloaders, centerfire rifles, and handguns. County-specific antlerless-only permits available OTC without limit to residents and nonresidents. Unfilled firearm, muzzleloader, and youth permits valid for open counties may be used during this season as long as the hunter uses only the weapon(s) allowed by that permit, and only harvests the sex of deer allowed by that permit. The limit of 2 antlered deer was waived during this season.

Harvest: 1,805

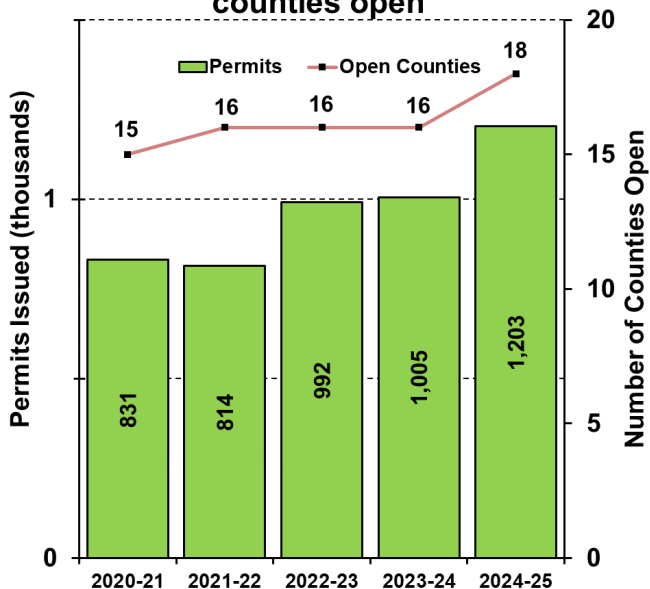
Season Harvest Record: 1,825 (2014)

Harvest Sex Ratio: 39.5% male: 60.5% female (25.8% antlered: 74.2% antlerless)

Special CWD deer season harvest trends



Special CWD season permits issued and counties open



Harvest Age/Sex Summary (All Seasons)

Deer reported via the automated harvest reporting system were placed into age classes based on morphological data reported by the hunter. Age classes were female adult (≥ 1.5 years), female fawn, male adult (≥ 2.5 years), male yearling (1.5 years), and male fawn.

2024 Illinois deer harvest composition by season by sex/age class ¹							
Sex/Age Class	Archery	Youth	Firearm	Muzzleloader	Late-Winter	CWD	All Seasons
Female adult	39.1%	40.0%	37.6%	51.6%	70.6%	50.9%	39.8%
Female fawn	5.7%	6.4%	6.4%	7.6%	13.3%	9.6%	6.4%
Male adult	31.5%	21.3%	30.6%	22.8%	0.9%	12.7%	29.4%
Male yearling	17.0%	25.4%	16.8%	9.5%	1.3%	13.1%	16.4%
Male fawn	6.8%	6.8%	8.6%	8.5%	13.8%	13.7%	8.1%
Total Harvest	73,605	4,097	83,074	2,838	5,903	1,805	171,322

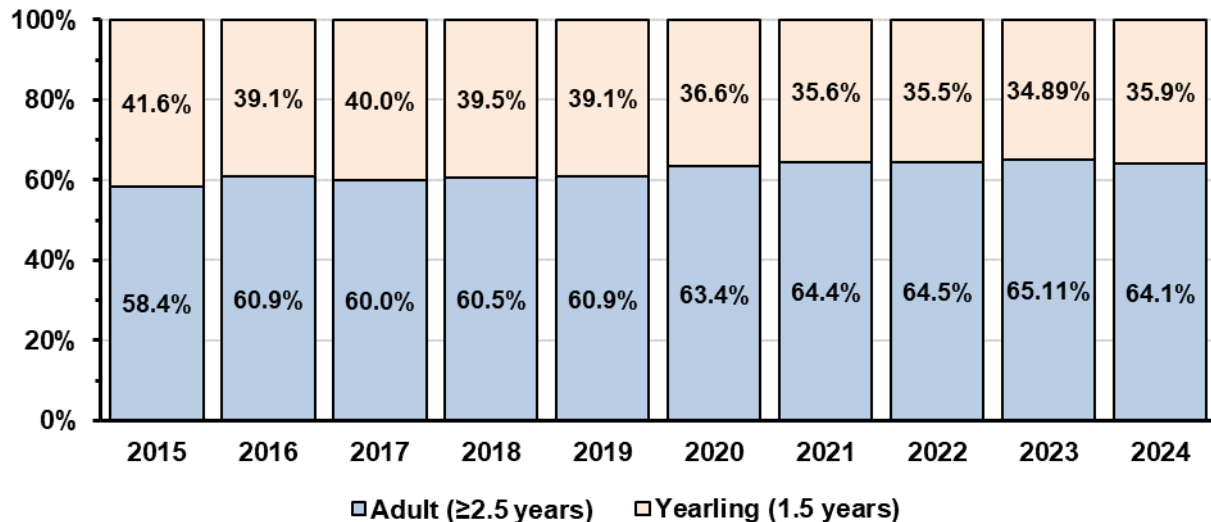
¹ Only harvested deer for which there was complete age/sex information were used in calculating percentages.

Age structure of antlered bucks in the 2024 Illinois deer harvest ¹			
	Archery Season	All Gun Seasons	All Harvest
Male yearling (1.5 years)	35.1%	36.5%	35.9%
Male adult (≥ 2.5 years)	64.9%	63.5%	64.1%

¹ Only harvested deer for which there was complete age/sex information were used in calculating percentages.

Proportion of antlered deer harvest by number of antler points								
	Number of Points							
	Spike	3-4	5-6	7-8	9-10	11-12	13-14	>14
Archery Season	3.2%	6.1%	8.9%	36.7%	31.0%	10.2%	2.7%	1.3%
All Gun Seasons	5.0%	8.6%	11.8%	39.2%	26.2%	6.9%	1.7%	0.6%
All Seasons	4.2%	7.5%	10.5%	38.1%	28.3%	8.3%	2.1%	0.9%

Trend in antlered buck age structure (all seasons), 2015-2024



2024 ILLINOIS COUNTY DEER HARVEST BY SEX FOR EACH SEASON (state sites included in county totals)

County	Youth			Muzzleloader			Late-Winter/CWD			Firearm			Archery			All Seasons		
	M	F	Total	M	F	Total	M	F	Total	M	F	Total	M	F	Total	M	F	Total
Adams	86	61	147	28	59	87	0	0	0	1143	1156	2299	834	560	1394	2091	1836	3927
Alexander	5	3	8	6	6	12	0	0	0	248	91	339	135	103	238	394	203	597
Bond	22	20	42	4	11	15	0	0	0	484	386	870	327	253	580	837	670	1507
Boone	2	4	6	0	0	0	22	18	40	80	48	128	160	47	207	264	117	381
Brown	38	32	70	28	22	50	49	296	345	484	508	992	487	315	802	1086	1173	2259
Bureau	14	8	22	14	21	35	65	91	156	534	436	970	408	315	723	1035	871	1906
Calhoun	27	12	39	9	28	37	0	0	0	420	390	810	427	385	812	883	815	1698
Carroll	7	8	15	7	4	11	31	72	103	345	187	532	291	232	523	681	503	1184
Cass	14	18	32	11	24	35	0	0	0	377	326	703	436	324	760	838	692	1530
Champaign	10	3	13	9	9	18	0	0	0	177	95	272	262	165	427	458	272	730
Christian	28	14	42	14	11	25	0	0	0	329	292	621	278	286	564	649	603	1252
Clark	25	25	50	24	51	75	0	0	0	709	498	1207	512	421	933	1270	995	2265
Clay	36	37	73	14	19	33	31	218	249	857	712	1569	429	361	790	1367	1347	2714
Clinton	34	40	74	11	14	25	0	0	0	597	421	1018	356	330	686	998	805	1803
Coles	11	11	22	8	13	21	17	78	95	417	323	740	410	404	814	863	829	1692
Cook	0	0	0	0	0	0	0	0	0	0	0	0	89	39	128	89	39	128
Crawford	21	23	44	10	12	22	30	155	185	610	532	1142	571	500	1071	1242	1222	2464
Cumberland	28	38	66	13	18	31	0	0	0	487	371	858	291	274	565	819	701	1520
DeKalb	2	7	9	2	3	5	19	24	43	86	52	138	155	86	241	264	172	436
DeWitt	7	0	7	7	18	25	0	0	0	247	198	445	306	297	603	567	513	1080
Douglas	3	9	12	3	5	8	0	0	0	119	66	185	135	87	222	260	167	427
DuPage	0	0	0	0	0	0	0	0	0	0	0	0	31	8	39	31	8	39
Edgar	11	15	26	13	12	25	0	0	0	341	253	594	336	215	551	701	495	1196
Edwards	7	3	10	11	11	22	0	0	0	301	184	485	173	160	333	492	358	850
Effingham	52	46	98	16	19	35	32	157	189	634	498	1132	397	356	753	1131	1076	2207
Fayette	52	66	118	23	37	60	0	0	0	1148	828	1976	801	745	1546	2024	1676	3700
Ford	2	0	2	3	3	6	7	7	14	89	38	127	41	23	64	142	71	213
Franklin	16	29	45	11	21	32	4	40	44	815	695	1510	576	571	1147	1422	1356	2778
Fulton	45	32	77	23	31	54	56	291	347	1059	943	2002	1005	770	1775	2188	2067	4255
Gallatin	13	4	17	5	8	13	0	0	0	273	184	457	168	110	278	459	306	765
Greene	24	33	57	19	34	53	0	0	0	585	519	1104	501	529	1030	1129	1115	2244
Grundy	4	4	8	3	5	8	40	52	92	175	139	314	188	143	331	410	343	753
Hamilton	36	20	56	16	21	37	36	240	276	733	484	1217	537	523	1060	1358	1288	2646
Hancock	33	34	67	12	35	47	37	165	202	785	936	1721	621	440	1061	1488	1610	3098
Hardin	9	10	19	3	8	11	0	0	0	313	243	556	222	169	391	547	430	977
Henderson	5	4	9	6	6	12	17	73	90	254	205	459	296	149	445	578	437	1015
Henry	13	17	30	13	13	26	0	0	0	287	179	466	348	262	610	661	471	1132
Iroquois	21	11	32	14	16	30	0	0	0	331	226	557	355	252	607	721	505	1226
Jackson	35	42	77	15	42	57	0	0	0	1139	903	2042	665	562	1227	1854	1549	3403
Jasper	37	39	76	20	23	43	0	0	0	690	561	1251	433	450	883	1180	1073	2253
Jefferson	92	47	139	25	34	59	77	406	483	1240	847	2087	1083	983	2066	2517	2317	4834
Jersey	24	15	39	10	14	24	0	0	0	353	368	721	365	294	659	752	691	1443

2024 ILLINOIS COUNTY DEER HARVEST BY SEX FOR EACH SEASON (state sites included in county totals)

County	Youth			Muzzleloader			Late-Winter/CWD			Firearm			Archery			All Seasons		
	M	F	Total	M	F	Total	M	F	Total	M	F	Total	M	F	Total	M	F	Total
JoDaviess	27	19	46	14	13	27	135	194	329	729	616	1345	540	388	928	1445	1230	2675
Johnson	27	21	48	15	20	35	0	0	0	628	462	1090	451	391	842	1121	894	2015
Kane	1	0	1	0	0	0	2	3	5	24	11	35	223	131	354	250	145	395
Kankakee	3	4	7	5	2	7	32	37	69	121	71	192	237	171	408	398	285	683
Kendall	1	1	2	0	1	1	10	16	26	45	25	70	144	74	218	200	117	317
Knox	21	14	35	15	27	42	41	138	179	613	508	1121	483	346	829	1173	1033	2206
Lake	1	0	1	0	0	0	0	0	0	7	3	10	215	88	303	223	91	314
LaSalle	15	9	24	9	5	14	69	107	176	367	219	586	392	312	704	852	652	1504
Lawrence	11	6	17	10	18	28	0	0	0	400	332	732	342	305	647	763	661	1424
Lee	14	17	31	10	12	22	63	114	177	372	303	675	312	276	588	771	722	1493
Livingston	6	7	13	6	2	8	26	38	64	257	174	431	166	126	292	461	347	808
Logan	15	14	29	7	10	17	0	0	0	248	142	390	235	208	443	505	374	879
Macon	9	12	21	8	10	18	0	0	0	166	81	247	235	175	410	418	278	696
Macoupin	47	32	79	18	28	46	59	234	293	997	855	1852	787	554	1341	1908	1703	3611
Madison	25	22	47	8	7	15	22	85	107	438	313	751	563	489	1052	1056	916	1972
Marion	69	50	119	25	24	49	60	337	397	1086	749	1835	824	608	1432	2064	1768	3832
Marshall	14	4	18	9	14	23	0	0	0	352	316	668	233	181	414	608	515	1123
Mason	15	11	26	6	10	16	0	0	0	240	154	394	345	271	616	606	446	1052
Massac	16	8	24	1	3	4	0	0	0	224	168	392	211	203	414	452	382	834
McDonough	20	14	34	19	15	34	19	120	139	372	409	781	391	272	663	821	830	1651
McHenry	4	1	5	2	6	8	42	35	77	146	90	236	528	323	851	722	455	1177
McLean	11	17	28	17	11	28	0	0	0	364	314	678	370	324	694	762	666	1428
Menard	13	7	20	8	20	28	0	0	0	213	207	420	228	210	438	462	444	906
Mercer	4	14	18	9	13	22	21	93	114	435	400	835	359	231	590	828	751	1579
Monroe	36	40	76	8	11	19	33	131	164	644	478	1122	307	220	527	1028	880	1908
Montgomery	42	46	88	13	9	22	0	0	0	597	465	1062	524	502	1026	1176	1022	2198
Morgan	20	11	31	13	15	28	0	0	0	409	298	707	424	303	727	866	627	1493
Moultrie	15	21	36	8	10	18	0	0	0	172	110	282	259	211	470	454	352	806
Ogle	13	3	16	8	9	17	68	101	169	374	300	674	409	259	668	872	672	1544
Peoria	20	16	36	16	8	24	0	0	0	456	401	857	501	453	954	993	878	1871
Perry	44	42	86	12	26	38	41	312	353	748	669	1417	537	459	996	1382	1508	2890
Piatt	4	2	6	7	3	10	0	0	0	102	44	146	143	155	298	256	204	460
Pike	92	55	147	46	78	124	0	0	0	1018	940	1958	1275	1051	2326	2431	2124	4555
Pope	20	11	31	21	29	50	0	0	0	775	413	1188	471	374	845	1287	827	2114
Pulaski	10	8	18	4	7	11	0	0	0	207	108	315	143	136	279	364	259	623
Putnam	2	4	6	3	8	11	10	48	58	208	157	365	165	134	299	388	351	739
Randolph	126	85	211	17	34	51	57	410	467	1239	1072	2311	635	578	1213	2074	2179	4253
Richland	23	13	36	6	19	25	0	0	0	433	340	773	280	285	565	742	657	1399
Rock Island	8	8	16	10	9	19	20	75	95	403	310	713	401	269	670	842	671	1513
St. Clair	32	20	52	8	10	18	0	0	0	526	286	812	462	368	830	1028	684	1712
Saline	38	13	51	21	10	31	18	129	147	532	389	921	348	287	635	957	828	1785
Sangamon	16	17	33	15	20	35	0	0	0	322	227	549	585	505	1090	938	769	1707

2024 ILLINOIS COUNTY DEER HARVEST BY SEX FOR EACH SEASON (state sites included in county totals)																		
County	Youth			Muzzleloader			Late-Winter/CWD			Firearm			Archery			All Seasons		
	M	F	Total	M	F	Total	M	F	Total	M	F	Total	M	F	Total	M	F	Total
Schuyler	33	21	54	29	34	63	59	232	291	683	679	1362	621	442	1063	1425	1408	2833
Scott	10	2	12	7	21	28	0	0	0	197	157	354	175	148	323	389	328	717
Shelby	35	40	75	12	31	43	42	162	204	758	571	1329	657	525	1182	1504	1329	2833
Stark	8	3	11	4	7	11	0	0	0	124	95	219	100	61	161	236	166	402
Stephenson	6	0	6	2	6	8	24	79	103	262	219	481	258	188	446	552	492	1044
Tazewell	13	21	34	8	10	18	0	0	0	324	257	581	553	412	965	898	700	1598
Union	27	30	57	13	35	48	0	0	0	747	479	1226	456	375	831	1243	919	2162
Vermilion	20	9	29	21	29	50	0	0	0	388	245	633	556	523	1079	985	806	1791
Wabash	3	5	8	7	5	12	0	0	0	161	78	239	154	139	293	325	227	552
Warren	5	3	8	8	6	14	0	0	0	291	229	520	208	138	346	512	376	888
Washington	27	33	60	21	22	43	24	174	198	677	491	1168	414	391	805	1163	1111	2274
Wayne	44	36	80	23	33	56	0	0	0	990	753	1743	709	678	1387	1766	1500	3266
White	26	17	43	11	33	44	0	0	0	493	351	844	417	320	737	947	721	1668
Whiteside	23	18	41	9	17	26	0	0	0	350	310	660	369	298	667	751	643	1394
Will	4	3	7	6	7	13	30	44	74	138	80	218	404	316	720	582	450	1032
Williamson	29	19	48	19	19	38	37	155	192	1008	772	1780	731	669	1400	1824	1634	3458
Winnebago	9	2	11	5	7	12	28	60	88	196	111	307	355	184	539	593	364	957
Woodford	24	25	49	15	29	44	0	0	0	434	422	856	407	426	833	880	902	1782
Totals	2247	1850	4097	1160	1678	2838	1662	6046	7708	46525	36549	83074	40668	32937	73605	92262	79060	171322
Proportion	0.55	0.45		0.41	0.59		0.22	0.78		0.56	0.44		0.55	0.45		0.54	0.46	