



# WHITE-TAILED DEER SUMMARY 2024-2025: ADAMS COUNTY

Forest Wildlife Program, Illinois Department of Natural Resources



**County Size:** 873 square miles

**Year Opened to Deer Hunting:** 1957

**Record Harvest:** 5,012 (2005)

**Average Harvest (previous 10 years):** 3,798

**Total 2024-2025 Harvest (all seasons):** 3,927

**Permits issued/quota 2024-2025** (excludes landowner; archery and youth are statewide):

**Firearm:** 5300/5300 **Muzzle:** 595/595

**Chronic Wasting Disease Detected:** Yes

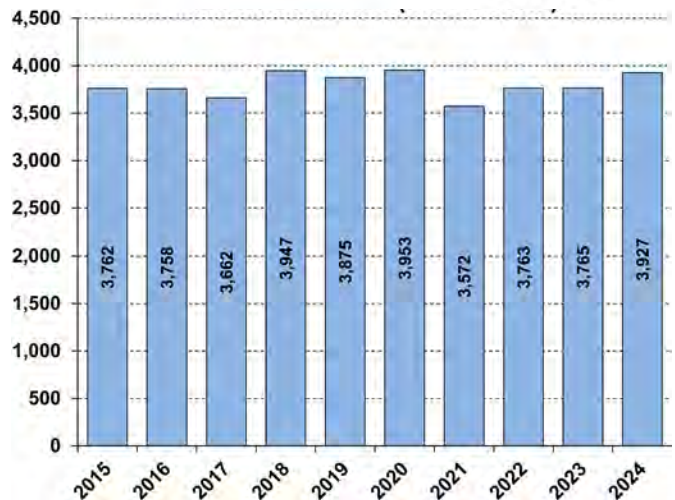
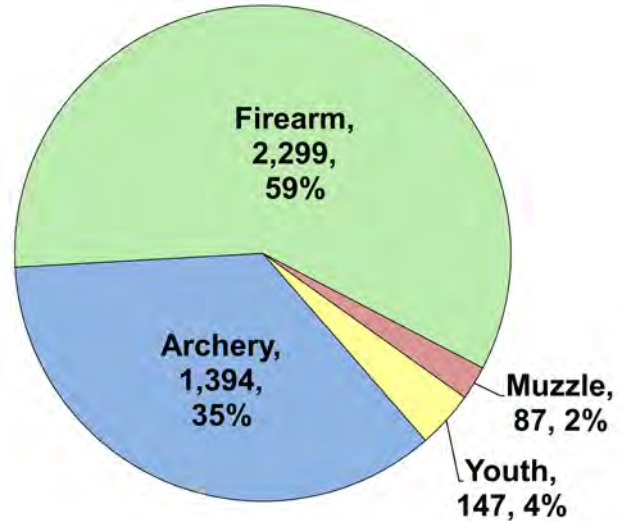
**Check Station Location:** Twin Oaks Club

**CWD Season in 2025-2026:** Yes. CWD was detected in this county. CWD season allows for extra hunter harvest to reduce deer density and disease transmission.

**Number tested for CWD in 2024-25:** 132

**CWD positive deer in 2024-25:** 1

**IDNR sharpshooting:** 0 deer were removed via sharpshooting. IDNR does not plan to use sharpshooting as a management tool in Adams County.



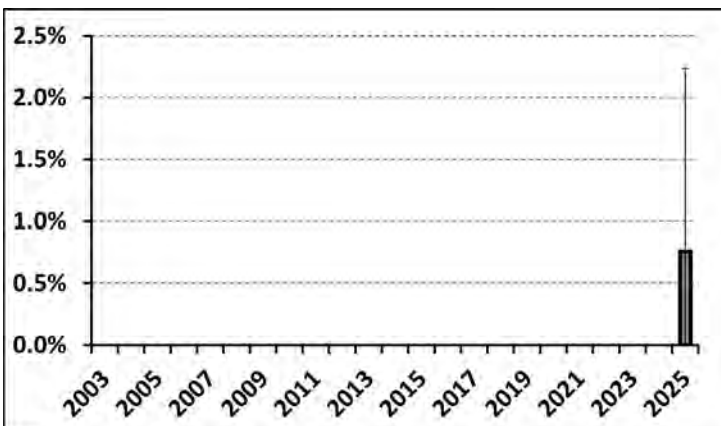
### Recent Archery Harvest by Bow Type

Type	2020	2021	2022	2023	2024
Compound	796	754	685	641	667
Crossbow	723	656	702	690	697
Traditional	23	18	19	25	30
<b>Total</b>	<b>1542</b>	<b>1428</b>	<b>1406</b>	<b>1356</b>	<b>1394</b>

### Age/Sex Composition of Recent Harvest (%)

	2020	2021	2022	2023	2024
M - Adult	28.4	30.7	32.5	32.5	30.3
M - Yearling	14.7	15.3	14.6	16.1	15.1
M - Fawn	8.7	9.0	7.6	8.3	7.9
F - Adult	40.9	37.6	38.9	36.5	39.8
F - Fawn	7.3	7.4	6.4	6.7	7.0

M - Adult = 2.5 and older; F - Adult = 1.5 and older





# WHITE-TAILED DEER SUMMARY 2024-2025: ALEXANDER COUNTY

Forest Wildlife Program, Illinois Department of Natural Resources



**County Size:** 253 square miles

**Year Opened to Deer Hunting:** 1957

**Record Harvest:** 896 (2009)

**Average Harvest (previous 10 years):** 669

**Total 2024-2025 Harvest (all seasons):** 597

**Permits issued/quota 2024-2025** (excludes landowner; archery and youth are statewide):

**Firearm:** 800/800 **Muzzle:** 147/200

**Chronic Wasting Disease Detected:** No

**Check Station Location:** N/A

**Late Winter/CWD Season in 2025-2026:** No. Deer Vehicle Accident (DVA) rates (accidents per billion miles driven) are used as an index of deer population size. Counties are closed to Late Winter/CWD season if DVA rates remain below goal, unless other factors (excessive crop damage and/or disease issues) are present.

**Last year in Late Winter/CWD:** Never

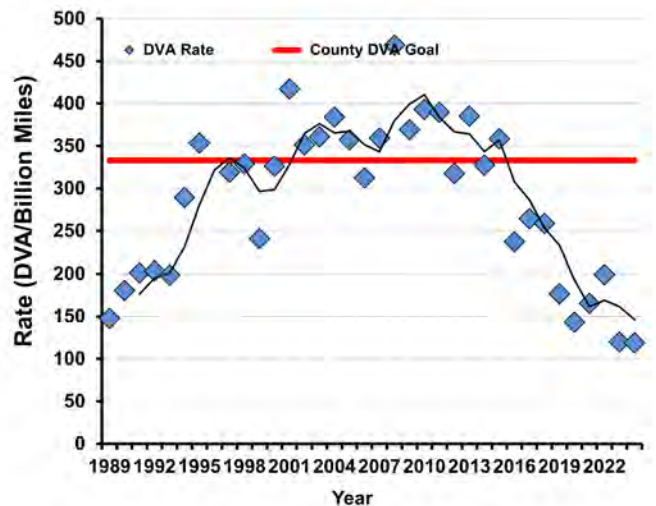
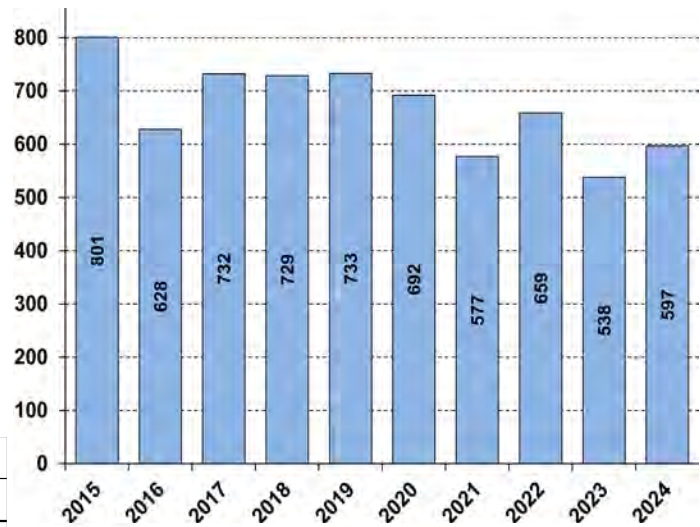
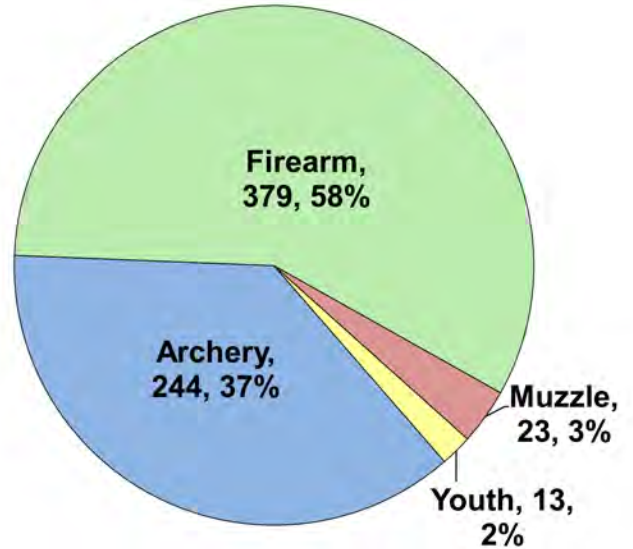
## Recent Archery Harvest by Bow Type

Type	2020	2021	2022	2023	2024
Compound	128	86	109	86	114
Crossbow	92	99	133	116	122
Traditional	3	4	2	2	2
<b>Total</b>	<b>223</b>	<b>189</b>	<b>244</b>	<b>204</b>	<b>238</b>

## Age/Sex Composition of Recent Harvest (%)

	2020	2021	2022	2023	2024
M - Adult	31.8	33.3	33.8	36.8	34.8
M - Yearling	24.3	23.7	23.7	23.6	24.3
M - Fawn	6.1	7.5	7.3	5.6	6.9
F - Adult	32.9	30.5	31.4	28.4	29.5
F - Fawn	4.9	5.0	3.8	5.6	4.5

M - Adult = 2.5 and older; F - Adult = 1.5 and older





# WHITE-TAILED DEER SUMMARY 2024-2025: BOND COUNTY

Forest Wildlife Program, Illinois Department of Natural Resources



**County Size:** 383 square miles

**Year Opened to Deer Hunting:** 1966

**Record Harvest:** 1,666 (2007)

**Average Harvest (previous 10 years):** 1,185

**Total 2024-2025 Harvest (all seasons):** 1,507

**Permits issued/quota 2024-2025** (excludes landowner; archery and youth are statewide):

**Firearm:** 2100/2100 **Muzzle:** 235/235

**Chronic Wasting Disease Detected:** No

**Check Station Location:** N/A

**Late Winter/CWD Season in 2025-2026:** No. Deer Vehicle Accident (DVA) rates (accidents per billion miles driven) are used as an index of deer population size. Counties are closed to Late Winter/CWD season if DVA rates remain below goal, unless other factors (excessive crop damage and/or disease issues) are present.

**Last year in Late Winter/CWD:** 2014

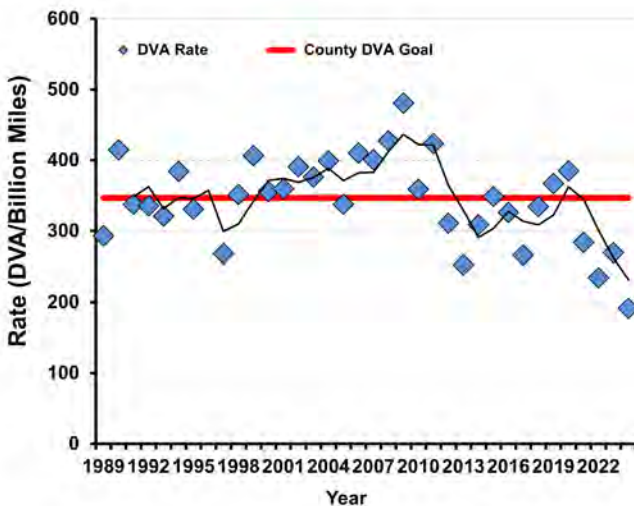
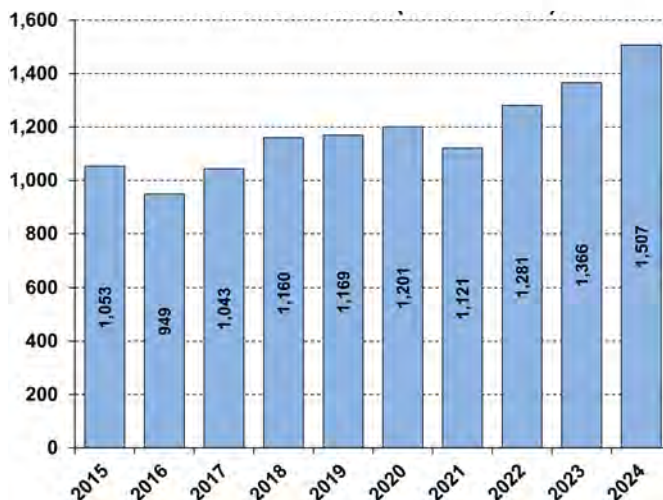
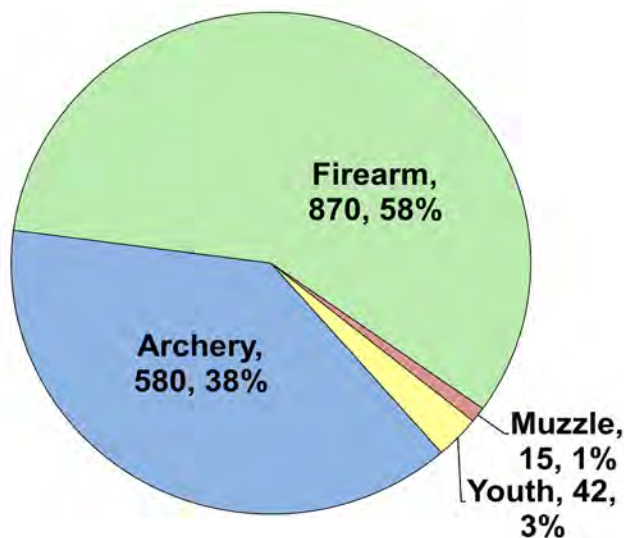
## Recent Archery Harvest by Bow Type

Type	2020	2021	2022	2023	2024
Compound	257	181	214	222	257
Crossbow	233	257	275	321	322
Traditional	4	1	3	1	1
<b>Total</b>	<b>494</b>	<b>439</b>	<b>492</b>	<b>544</b>	<b>580</b>

## Age/Sex Composition of Recent Harvest (%)

	2020	2021	2022	2023	2024
M - Adult	25.7	29.6	22.9	29.7	25.0
M - Yearling	21.1	21.4	23.0	21.5	20.6
M - Fawn	10.1	10.1	9.4	7.2	9.9
F - Adult	38.0	32.6	38.4	34.9	38.4
F - Fawn	5.2	6.3	6.4	6.6	6.0

M - Adult = 2.5 and older; F - Adult = 1.5 and older





# WHITE-TAILED DEER SUMMARY 2024-2025: BOONE COUNTY

Forest Wildlife Program, Illinois Department of Natural Resources



**County Size:** 282 square miles

**Year Opened to Deer Hunting:** 1960

**Record Harvest:** 634 (1995)

**Average Harvest (previous 10 years):** 318

**Total 2024-2025 Harvest (all seasons):** 381

**Permits issued/quota 2024-2025** (excludes landowner; archery and youth are statewide):

**Firearm:** 635/1350 **Muzzle:** 63/300

**CWD:** 33

**Chronic Wasting Disease Detected:** Yes

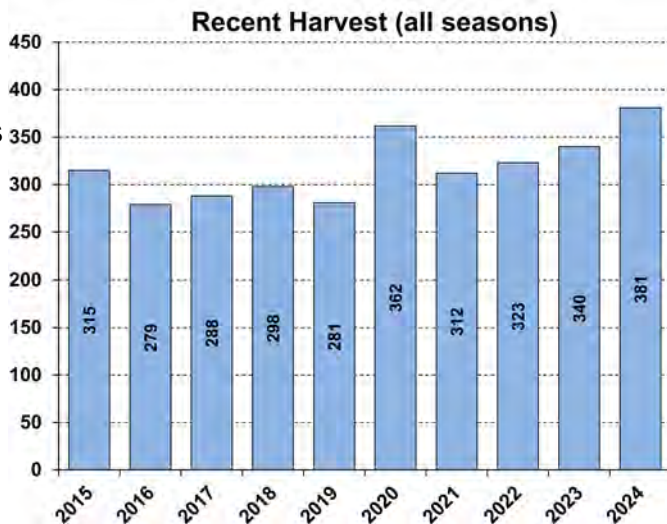
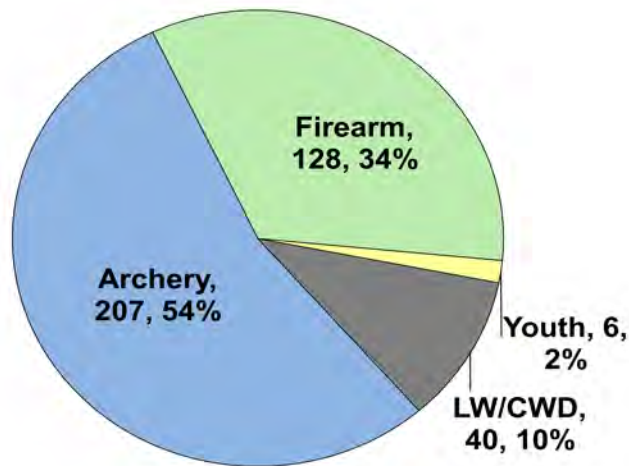
**Check Station Location:** Boone Co. Fairgrounds

**CWD Season in 2025-2026:** Yes. CWD has and continues to be detected in this county. CWD season allows for extra hunter harvest to reduce deer density and disease transmission.

**Number tested for CWD in 2024-25:** 108

**CWD positive deer in 2024-25:** 24

**IDNR sharpshooting:** 0 deer were removed via sharpshooting. IDNR has modified its CWD management strategy and will not be sharpshooting in Boone County anymore.



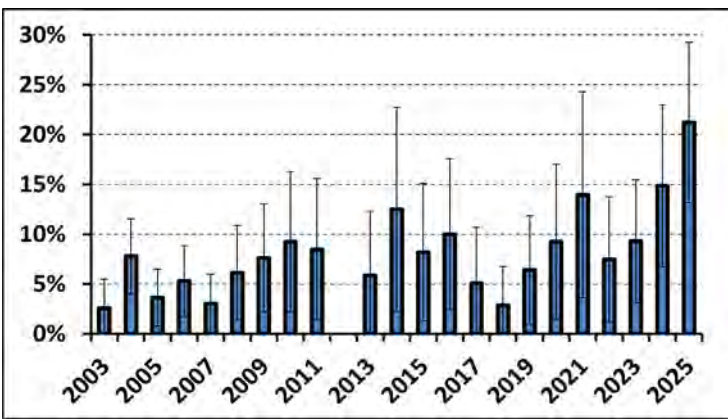
### Recent Archery Harvest by Bow Type

Type	2020	2021	2022	2023	2024
Compound	88	88	78	95	96
Crossbow	93	87	99	105	108
Traditional	1	1	0	3	3
<b>Total</b>	<b>182</b>	<b>176</b>	<b>177</b>	<b>203</b>	<b>207</b>

### Age/Sex Composition of Recent Harvest (%)

	2020	2021	2022	2023	2024
M - Adult	24.6	33.3	33.4	37.1	34.9
M - Yearling	24.9	24.0	26.6	26.2	25.3
M - Fawn	9.4	9.3	8.4	8.5	8.8
F - Adult	34.0	25.6	27.2	23.8	23.8
F - Fawn	7.2	7.7	4.3	4.4	7.2

M - Adult = 2.5 and older; F - Adult = 1.5 and older





# WHITE-TAILED DEER SUMMARY 2024-2025: BROWN COUNTY

Forest Wildlife Program, Illinois Department of Natural Resources



**County Size:** 308 square miles

**Year Opened to Deer Hunting:** 1959

**Record Harvest:** 3,003 (2004)

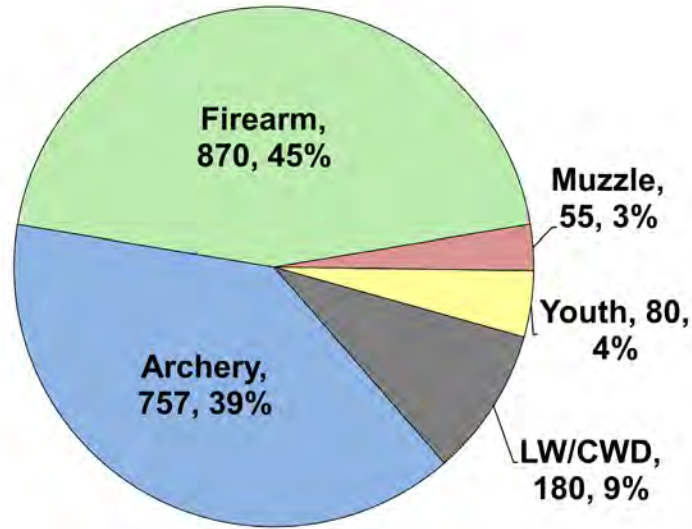
**Average Harvest (previous 10 years):** 2,159

**Total 2024-2025 Harvest (all seasons):** 2,259

**Permits issued/quota 2024-2025** (excludes landowner; archery and youth are statewide):

**Firearm:** 2665/2700 **Muzzle:** 473/500

**Late Winter:** 158



**Chronic Wasting Disease Detected:** No

**Check Station Location:** N/A

**Late Winter Season in 2025-2026:** Yes. Deer Vehicle Accident (DVA) rates (accidents per billion miles driven) are used as an index of deer population size. Counties remain or are added to Late Winter season if DVA rates are above goal, or other factors (excessive crop damage and/or disease issues) are present.

**Last year in Late Winter:** 2003 - Present

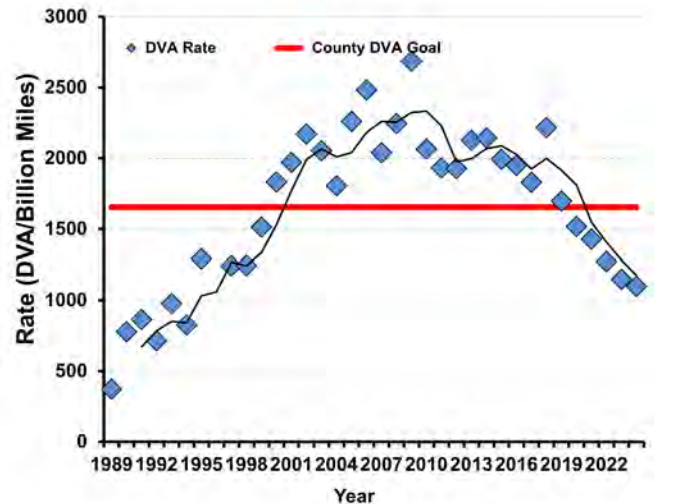
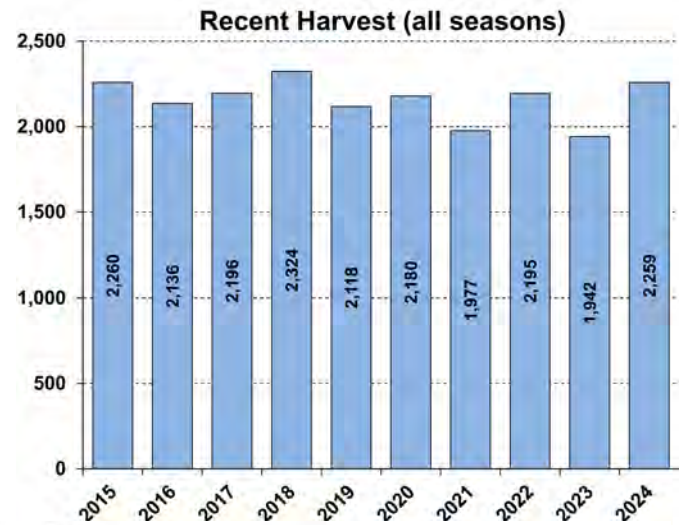
## Recent Archery Harvest by Bow Type

Type	2020	2021	2022	2023	2024
Compound	451	445	407	372	408
Crossbow	399	402	412	372	388
Traditional	13	15	8	13	5
<b>Total</b>	<b>863</b>	<b>862</b>	<b>827</b>	<b>757</b>	<b>801</b>

## Age/Sex Composition of Recent Harvest (%)

	2020	2021	2022	2023	2024
M - Adult	33.7	34.9	34.0	37.0	29.0
M - Yearling	11.4	10.7	11.0	10.7	11.3
M - Fawn	8.6	8.1	7.8	8.1	7.8
F - Adult	39.7	38.7	40.5	37.5	45.1
F - Fawn	6.7	7.5	6.7	6.7	6.9

M - Adult = 2.5 and older; F - Adult = 1.5 and older





# WHITE-TAILED DEER SUMMARY 2024-2025: BUREAU COUNTY

Forest Wildlife Program, Illinois Department of Natural Resources



**County Size:** 874 square miles

**Year Opened to Deer Hunting:** 1961

**Record Harvest:** 2,873 (2007)

**Average Harvest (previous 10 years):** 1,811

**Total 2024-2025 Harvest (all seasons):** 1,906

**Permits issued/quota 2024-2025 (excludes landowner; archery and youth are statewide):**

**Firearm:** 3173/4500 **Muzzle:** 473/500

**Late Winter:** 73

**Chronic Wasting Disease Detected:** Yes

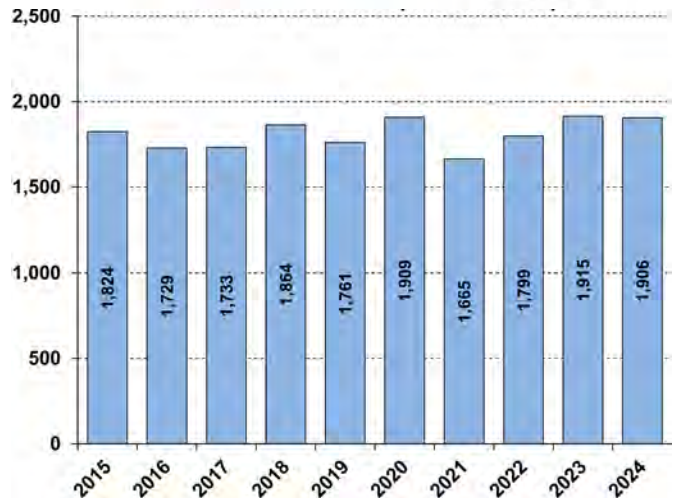
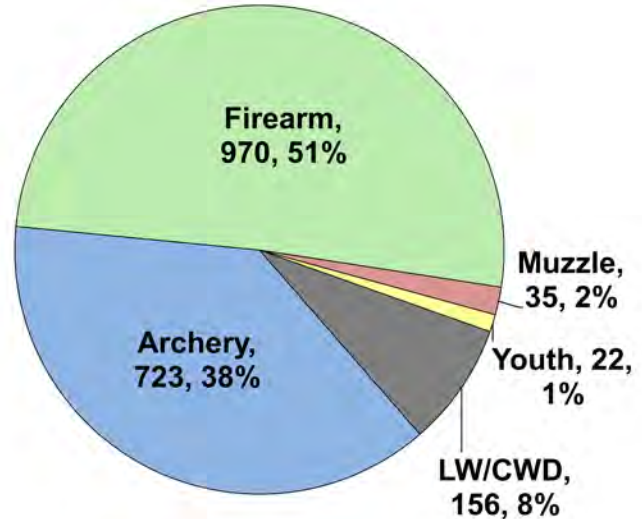
**Check Station Location:** Bureau Co. Fairgrds.

**CWD Season in 2025-2026:** Yes. CWD WAS detected in this county. CWD season allows for extra hunter harvest to reduce deer density and disease transmission.

**Number tested for CWD in 2024-25:** 184

**CWD positive deer in 2024-25:** 0

**IDNR sharpshooting:** 50 deer were removed via sharpshooting which is used to supplement hunter harvest, allows localized deer reductions in known CWD positive areas to reduce transmission rates and environmental contamination.



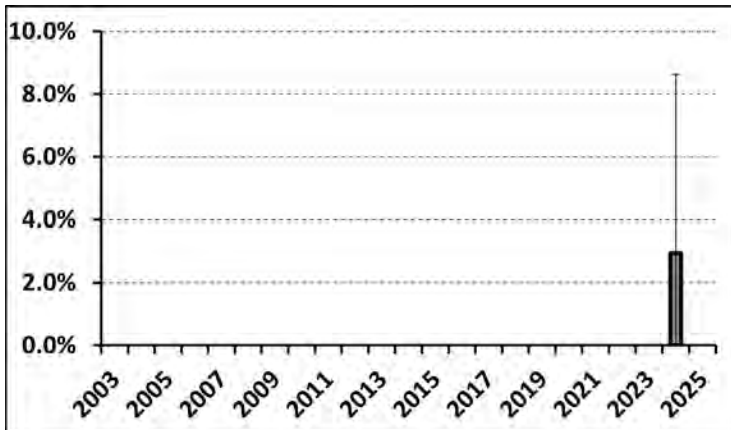
### Recent Archery Harvest by Bow Type

Type	2020	2021	2022	2023	2024
Compound	429	322	330	374	308
Crossbow	391	380	466	462	408
Traditional	12	9	10	11	7
<b>Total</b>	<b>832</b>	<b>711</b>	<b>806</b>	<b>847</b>	<b>723</b>

### Age/Sex Composition of Recent Harvest (%)

	2020	2021	2022	2023	2024
M - Adult	24.6	27.4	30.4	32.4	27.0
M - Yearling	20.4	19.5	17.5	18.2	19.3
M - Fawn	9.6	9.1	7.6	6.6	8.1
F - Adult	39.5	37.7	38.4	37.4	39.3
F - Fawn	5.8	6.2	6.2	5.4	6.3

M - Adult = 2.5 and older; F - Adult = 1.5 and older





# WHITE-TAILED DEER SUMMARY 2024-2025: CALHOUN COUNTY

Forest Wildlife Program, Illinois Department of Natural Resources



**County Size:** 284 square miles

**Year Opened to Deer Hunting:** 1957

**Record Harvest:** 3,255 (2006)

**Average Harvest (previous 10 years):** 1,675

**Total 2024-2025 Harvest (all seasons):** 1,698

**Permits issued/quota 2024-2025** (excludes landowner; archery and youth are statewide):

**Firearm:** 1850/1850 **Muzzle:** 268/270

**Chronic Wasting Disease Detected:** No

**Check Station Location:** N/A

**Late Winter/CWD Season in 2025-2026:** No. Deer Vehicle Accident (DVA) rates (accidents per billion miles driven) are used as an index of deer population size. Counties are closed to Late Winter/CWD season if DVA rates remain below goal, unless other factors (excessive crop damage and/or disease issues) are present.

**Last year in Late Winter/CWD:** 2014

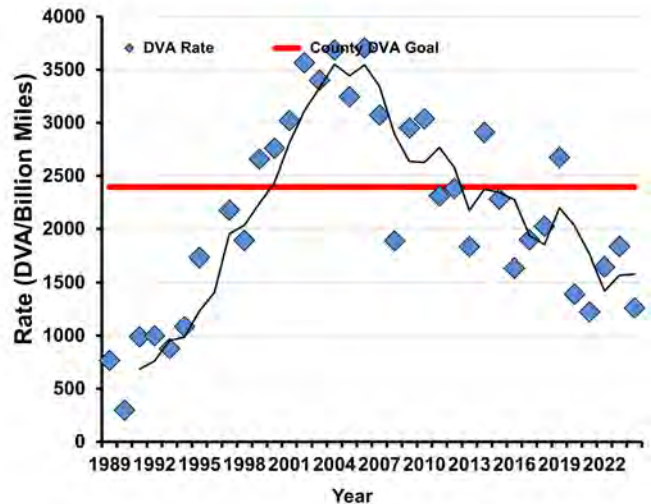
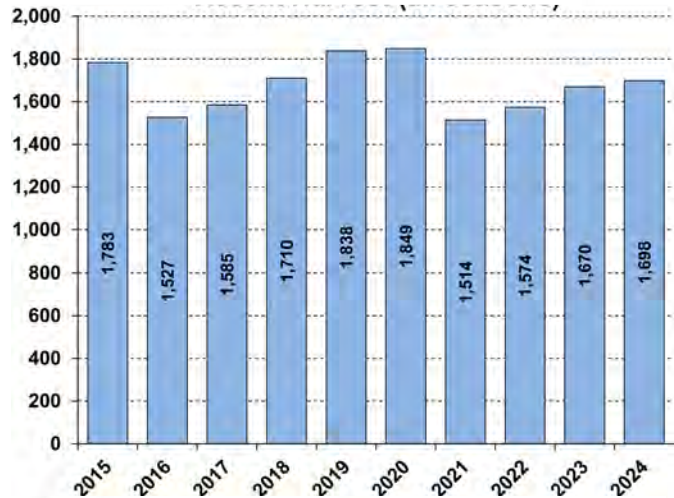
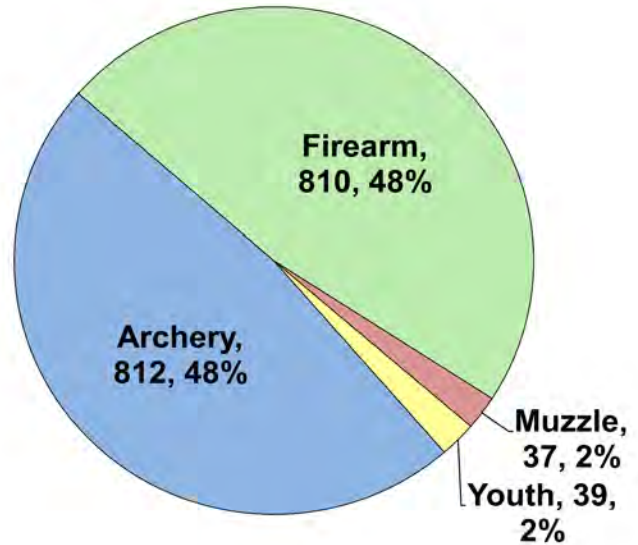
## Recent Archery Harvest by Bow Type

Type	2020	2021	2022	2023	2024
Compound	495	408	335	363	381
Crossbow	487	370	396	439	425
Traditional	14	12	16	11	6
<b>Total</b>	<b>996</b>	<b>790</b>	<b>747</b>	<b>813</b>	<b>812</b>

## Age/Sex Composition of Recent Harvest (%)

	2020	2021	2022	2023	2024
M - Adult	31.5	27.5	33.7	32.6	31.2
M - Yearling	12.0	12.4	12.1	15.3	13.7
M - Fawn	7.4	10.1	6.5	8.1	7.1
F - Adult	41.5	40.4	41.9	37.1	42.5
F - Fawn	7.7	9.6	5.8	6.8	5.5

M - Adult = 2.5 and older; F - Adult = 1.5 and older





# WHITE-TAILED DEER SUMMARY 2024-2025: CARROLL COUNTY

Forest Wildlife Program, Illinois Department of Natural Resources



**County Size:** 467 square miles

**Year Opened to Deer Hunting:** 1957

**Record Harvest:** 2,044 (2012)

**Average Harvest (previous 10 years):** 1,294

**Total 2024-2025 Harvest (all seasons):** 1,184

**Permits issued/quota 2024-2025** (excludes landowner; archery and youth are statewide):

**Firearm:** 2027/3050 **Muzzle:** 219/450

**CWD:** 79

**Chronic Wasting Disease Detected:** Yes

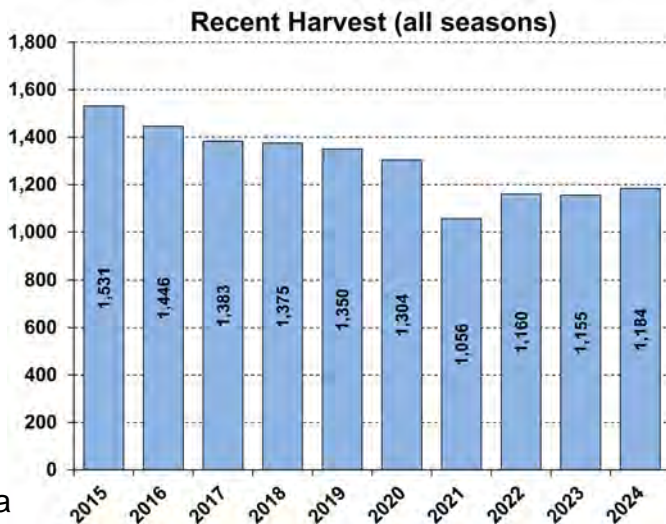
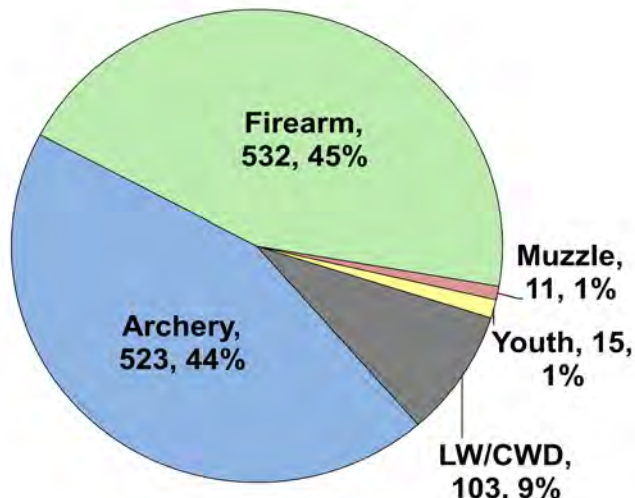
**Check Station Loc.:** Mississippi Palisades SP

**CWD Season in 2025-2026:** Yes. CWD has and continues to be detected in this county. CWD season allows for extra hunter harvest to reduce deer density and disease transmission.

**Number tested for CWD in 2024-25:** 739

**CWD positive deer in 2024-25:** 48

**IDNR sharpshooting:** 164 deer were removed via sharpshooting which is used to supplement hunter harvest, allows localized deer reductions in known CWD positive areas to reduce transmission rates and environmental contamination.



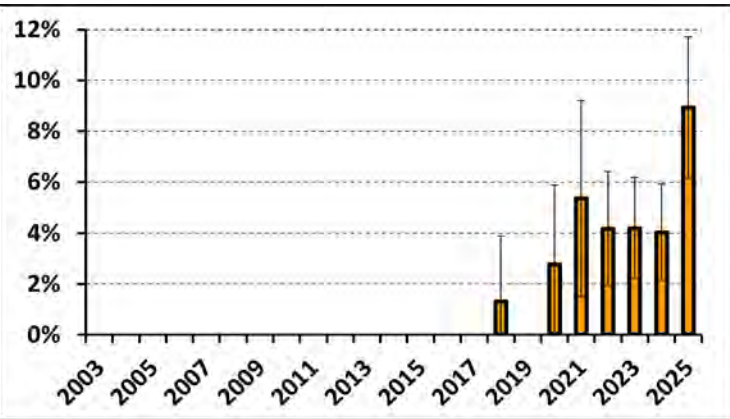
## Recent Archery Harvest by Bow Type

Type	2020	2021	2022	2023	2024
Compound	274	208	171	179	159
Crossbow	324	298	326	323	359
Traditional	9	5	15	6	5
<b>Total</b>	<b>607</b>	<b>511</b>	<b>512</b>	<b>508</b>	<b>523</b>

## Age/Sex Composition of Recent Harvest (%)

	2020	2021	2022	2023	2024
M - Adult	22.8	28.0	27.8	29.5	29.4
M - Yearling	21.4	18.4	17.2	19.7	19.7
M - Fawn	9.1	7.4	9.4	8.6	8.3
F - Adult	40.7	39.6	37.8	36.7	36.7
F - Fawn	6.0	6.6	7.8	5.5	5.9

M - Adult = 2.5 and older; F - Adult = 1.5 and older





# WHITE-TAILED DEER SUMMARY 2024-2025: CASS COUNTY

Forest Wildlife Program, Illinois Department of Natural Resources



**County Size:** 384 square miles

**Year Opened to Deer Hunting:** 1957

**Record Harvest:** 1,774 (2005)

**Average Harvest (previous 10 years):** 1,375

**Total 2024-2025 Harvest (all seasons):** 1,530

**Permits issued/quota 2024-2025** (excludes landowner; archery and youth are statewide):

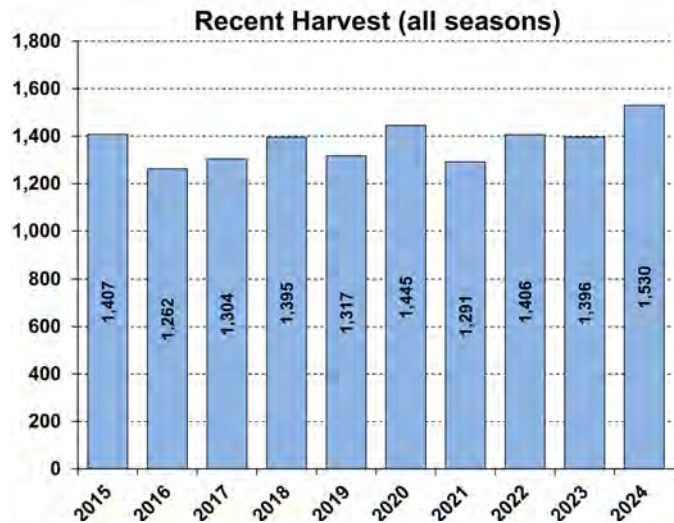
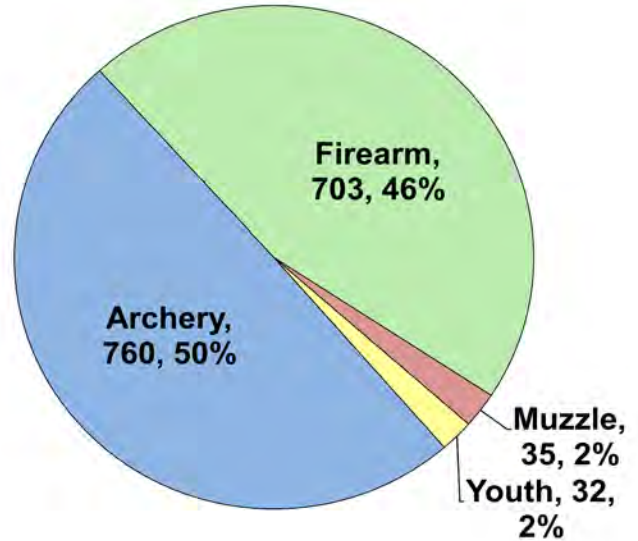
**Firearm:** 1500/1500 **Muzzle:** 201/230

**Chronic Wasting Disease Detected:** No

**Check Station Location:** N/A

**Late Winter/CWD Season in 2025-2026:** No. Deer Vehicle Accident (DVA) rates (accidents per billion miles driven) are used as an index of deer population size. Counties are closed to Late Winter/CWD season if DVA rates remain below goal, unless other factors (excessive crop damage and/or disease issues) are present.

**Last year in Late Winter/CWD:** 2013



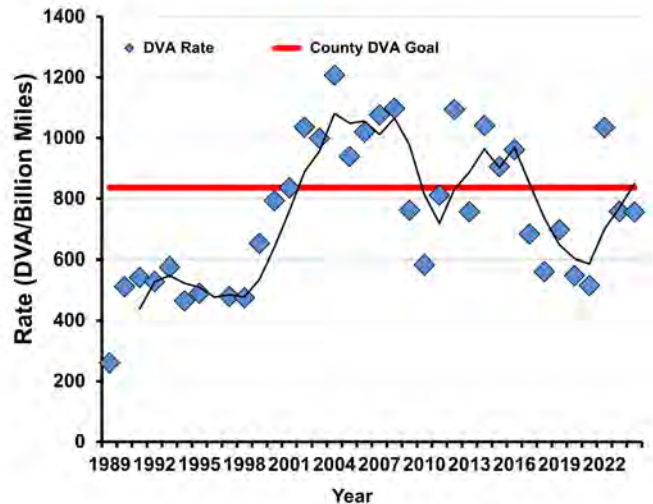
## Recent Archery Harvest by Bow Type

Type	2020	2021	2022	2023	2024
Compound	429	354	356	356	355
Crossbow	311	312	321	321	403
Traditional	5	3	4	8	2
<b>Total</b>	<b>745</b>	<b>669</b>	<b>681</b>	<b>685</b>	<b>760</b>

## Age/Sex Composition of Recent Harvest (%)

	2020	2021	2022	2023	2024
M - Adult	30.2	32.1	31.0	34.0	31.2
M - Yearling	14.1	14.6	14.0	15.2	15.0
M - Fawn	8.9	9.5	7.1	8.7	8.6
F - Adult	38.6	36.9	41.7	35.2	38.8
F - Fawn	8.1	6.8	6.1	6.9	6.5

M - Adult = 2.5 and older; F - Adult = 1.5 and older





# WHITE-TAILED DEER SUMMARY 2024-2025: CHAMPAIGN COUNTY

Forest Wildlife Program, Illinois Department of Natural Resources



**County Size:** 384 square miles

**Year Opened to Deer Hunting:** 1974

**Record Harvest:** 816 (2005)

**Average Harvest (previous 10 years):** 619

**Total 2024-2025 Harvest (all seasons):** 730

**Permits issued/quota 2024-2025** (excludes landowner; archery and youth are statewide):

**Firearm:** 498/500 **Muzzle:** 174/175

**Chronic Wasting Disease Detected:** No

**Check Station Location:** N/A

**Late Winter/CWD Season in 2025-2026:** No. Deer Vehicle Accident (DVA) rates (accidents per billion miles driven) are used as an index of deer population size. Counties are closed to Late Winter/CWD season if DVA rates remain below goal, unless other factors (excessive crop damage and/or disease issues) are present.

**Last year in Late Winter/CWD:** Never

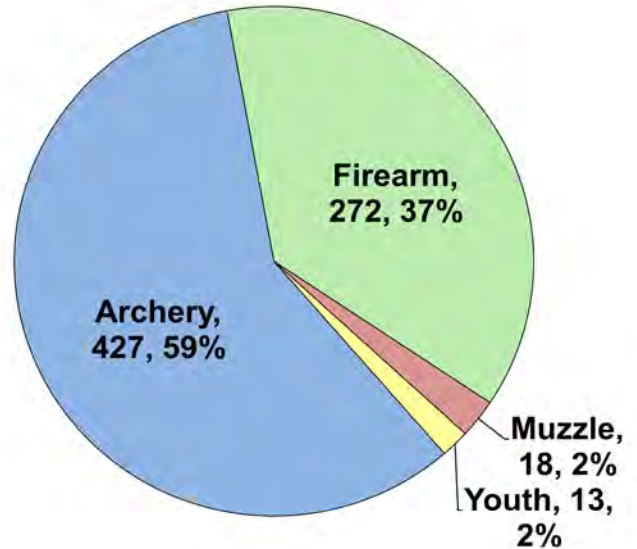
## Recent Archery Harvest by Bow Type

Type	2020	2021	2022	2023	2024
Compound	172	136	143	144	177
Crossbow	249	224	232	237	246
Traditional	6	7	2	4	4
<b>Total</b>	<b>427</b>	<b>367</b>	<b>377</b>	<b>385</b>	<b>427</b>

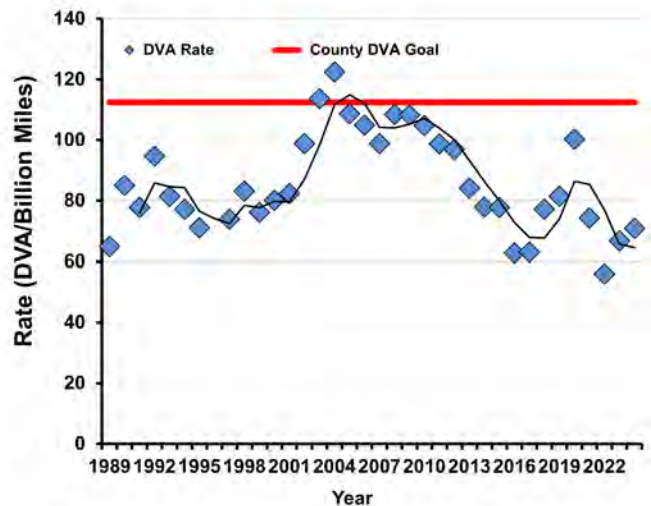
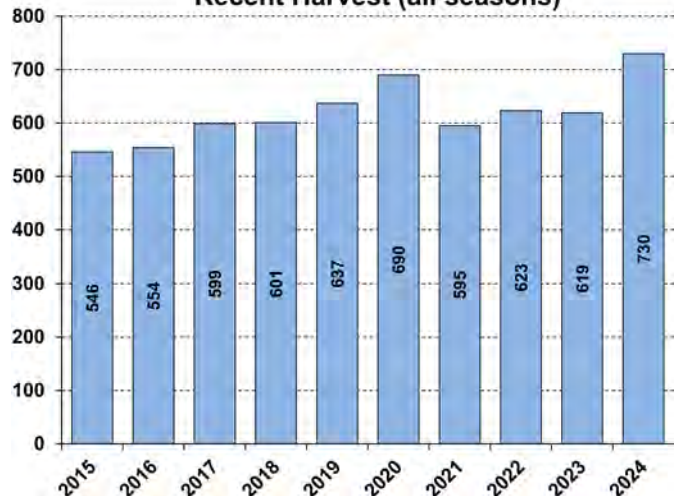
## Age/Sex Composition of Recent Harvest (%)

	2020	2021	2022	2023	2024
M - Adult	37.2	42.7	36.3	43.1	38.4
M - Yearling	21.7	18.3	20.4	20.4	19.7
M - Fawn	4.8	4.7	8.3	4.0	4.7
F - Adult	33.3	30.8	29.4	29.2	33.4
F - Fawn	2.9	3.5	5.6	3.2	3.8

M - Adult = 2.5 and older; F - Adult = 1.5 and older



Recent Harvest (all seasons)





# WHITE-TAILED DEER SUMMARY 2024-2025: CHRISTIAN COUNTY

Forest Wildlife Program, Illinois Department of Natural Resources



**County Size:** 715 square miles

**Year Opened to Deer Hunting:** 1966

**Record Harvest:** 1,337 (2011)

**Average Harvest (previous 10 years):** 1,158

**Total 2024-2025 Harvest (all seasons):** 1,252

**Permits issued/quota 2024-2025** (excludes landowner; archery and youth are statewide):

**Firearm:** 1500/1500 **Muzzle:** 267/270

**Chronic Wasting Disease Detected:** No

**Check Station Location:** N/A

**Late Winter/CWD Season in 2025-2026:** No. Deer Vehicle Accident (DVA) rates (accidents per billion miles driven) are used as an index of deer population size. Counties are closed to Late Winter/CWD season if DVA rates remain below goal, unless other factors (excessive crop damage and/or disease issues) are present.

**Last year in Late Winter/CWD:** 2012

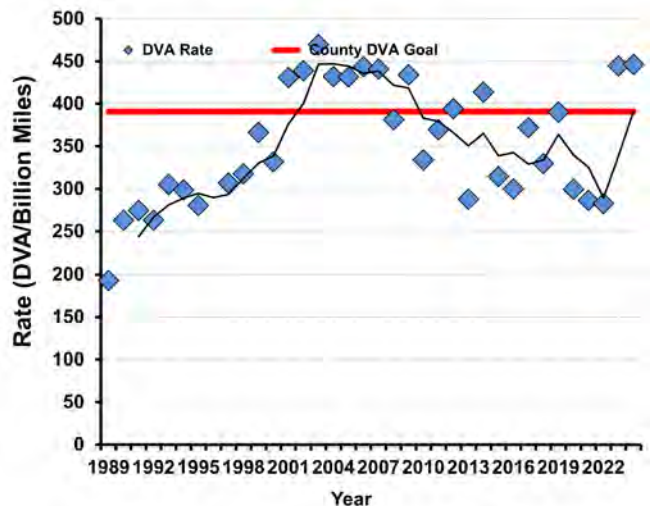
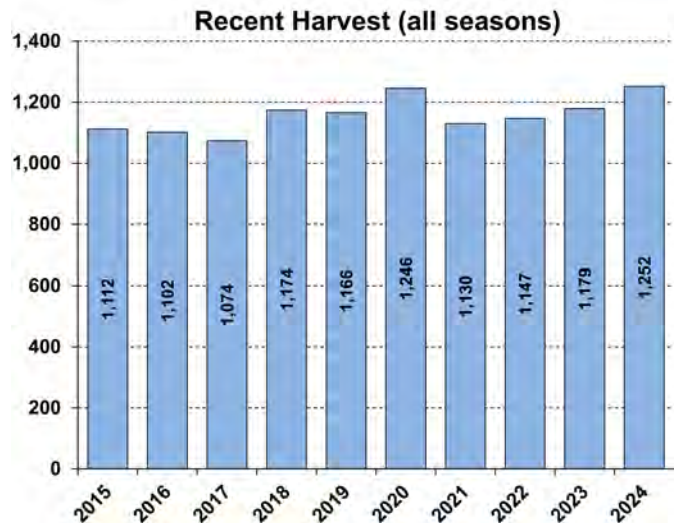
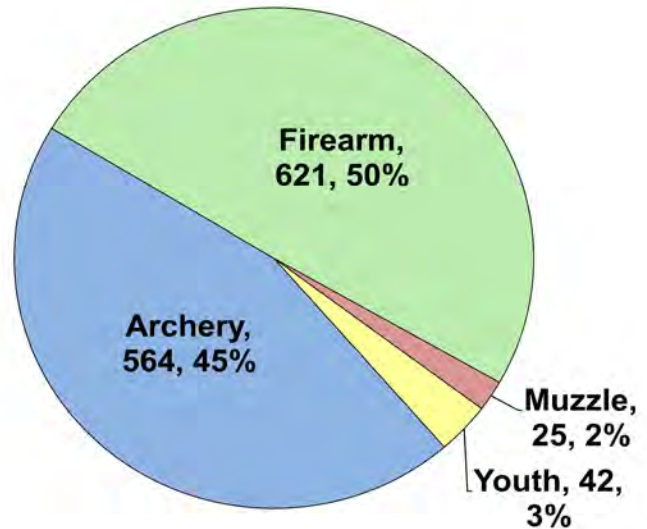
## Recent Archery Harvest by Bow Type

Type	2020	2021	2022	2023	2024
Compound	229	226	230	215	241
Crossbow	341	302	301	314	321
Traditional	7	1	6	2	2
<b>Total</b>	<b>577</b>	<b>529</b>	<b>537</b>	<b>531</b>	<b>564</b>

## Age/Sex Composition of Recent Harvest (%)

	2020	2021	2022	2023	2024
M - Adult	28.3	30.1	29.6	33.8	27.3
M - Yearling	17.5	19.4	18.3	18.0	14.7
M - Fawn	8.1	8.7	8.2	8.1	9.8
F - Adult	40.6	36.3	38.3	36.0	42.2
F - Fawn	5.5	5.6	5.7	4.2	6.0

M - Adult = 2.5 and older; F - Adult = 1.5 and older





# WHITE-TAILED DEER SUMMARY 2024-2025: CLARK COUNTY

Forest Wildlife Program, Illinois Department of Natural Resources



**County Size:** 505 square miles

**Year Opened to Deer Hunting:** 1971

**Record Harvest:** 2,591 (2012)

**Average Harvest (previous 10 years):** 2,063

**Total 2024-2025 Harvest (all seasons):** 2,265

**Permits issued/quota 2024-2025** (excludes landowner; archery and youth are statewide):

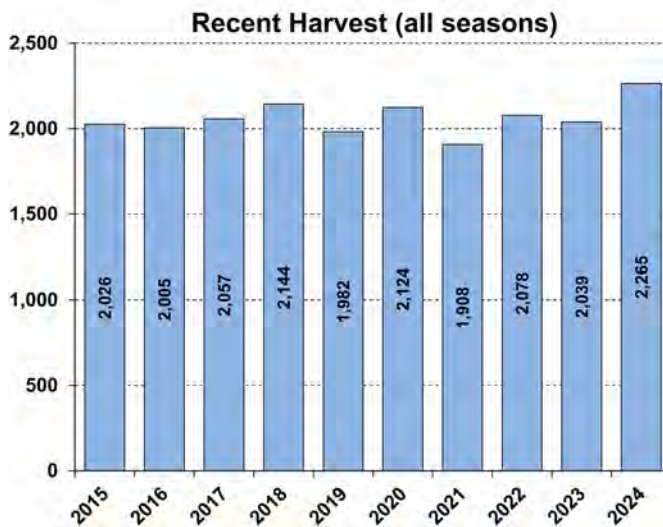
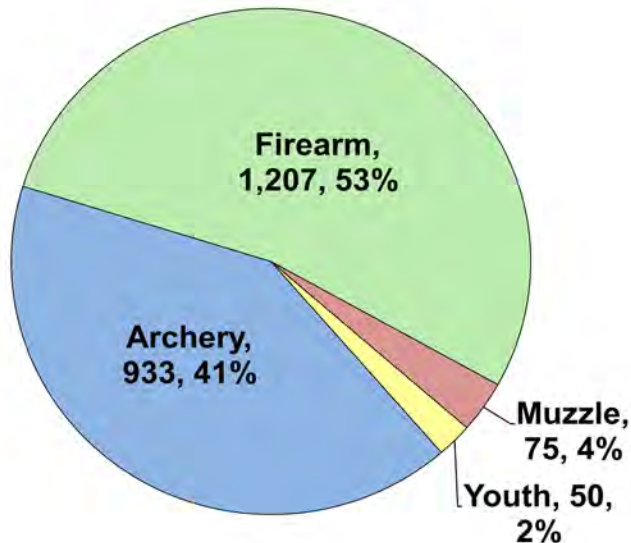
**Firearm:** 2500/2500 **Muzzle:** 440/460

**Chronic Wasting Disease Detected:** No

**Check Station Location:** N/A

**Late Winter/CWD Season in 2025-2026:** No. Deer Vehicle Accident (DVA) rates (accidents per billion miles driven) are used as an index of deer population size. Counties are closed to Late Winter/CWD season if DVA rates remain below goal, unless other factors (excessive crop damage and/or disease issues) are present.

**Last year in Late Winter/CWD:** 2017



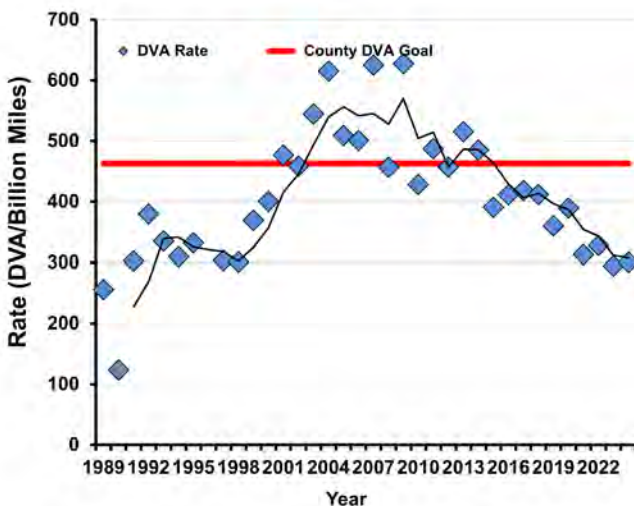
## Recent Archery Harvest by Bow Type

Type	2020	2021	2022	2023	2024
Compound	516	426	467	498	479
Crossbow	425	373	421	407	448
Traditional	17	13	10	11	6
<b>Total</b>	<b>958</b>	<b>812</b>	<b>898</b>	<b>916</b>	<b>933</b>

## Age/Sex Composition of Recent Harvest (%)

	2020	2021	2022	2023	2024
M - Adult	37.0	35.2	35.9	37.8	34.3
M - Yearling	14.2	14.7	13.8	14.3	13.5
M - Fawn	6.8	8.5	7.3	7.3	8.3
F - Adult	35.2	34.5	35.9	36.2	36.9
F - Fawn	6.8	7.1	7.1	4.5	7.1

M - Adult = 2.5 and older; F - Adult = 1.5 and older





# WHITE-TAILED DEER SUMMARY 2024-2025: CLAY COUNTY

Forest Wildlife Program, Illinois Department of Natural Resources



**County Size:** 469 square miles

**Year Opened to Deer Hunting:** 1970

**Record Harvest:** 2,714 (2024)

**Average Harvest (previous 10 years):** 2,069

**Total 2024-2025 Harvest (all seasons):** 2,714

**Permits issued/quota 2024-2025** (excludes landowner; archery and youth are statewide):

**Firearm:** 3500/3500 **Muzzle:** 372/475

**Late Winter:** 80

**Chronic Wasting Disease Detected:** No

**Check Station Location:** N/A

**Late Winter Season in 2025-2026:** Yes. Deer Vehicle Accident (DVA) rates (accidents per billion miles driven) are used as an index of deer population size. Counties remain or are added to Late Winter season if DVA rates are above goal, or other factors (excessive crop damage and/or disease issues) are present.

**Last year in Late Winter:** 2005 - Present

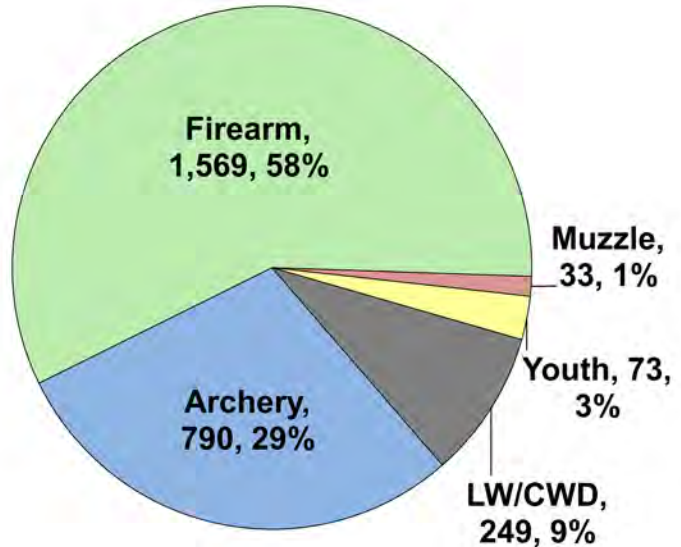
## Recent Archery Harvest by Bow Type

Type	2020	2021	2022	2023	2024
Compound	399	338	316	358	373
Crossbow	344	326	329	355	411
Traditional	9	7	6	16	6
<b>Total</b>	<b>752</b>	<b>671</b>	<b>651</b>	<b>729</b>	<b>790</b>

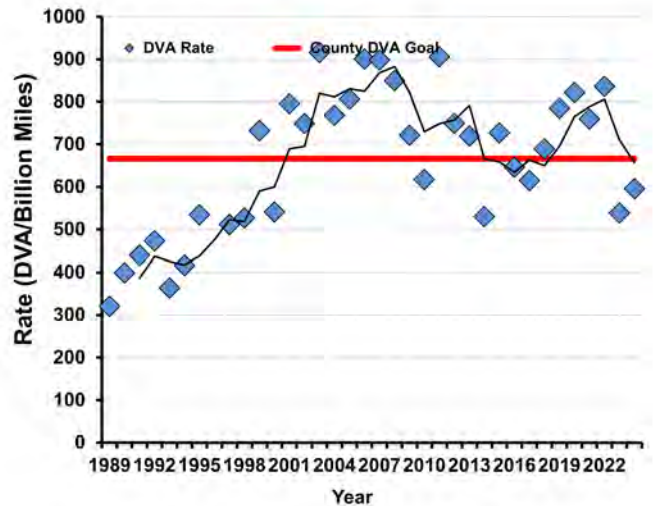
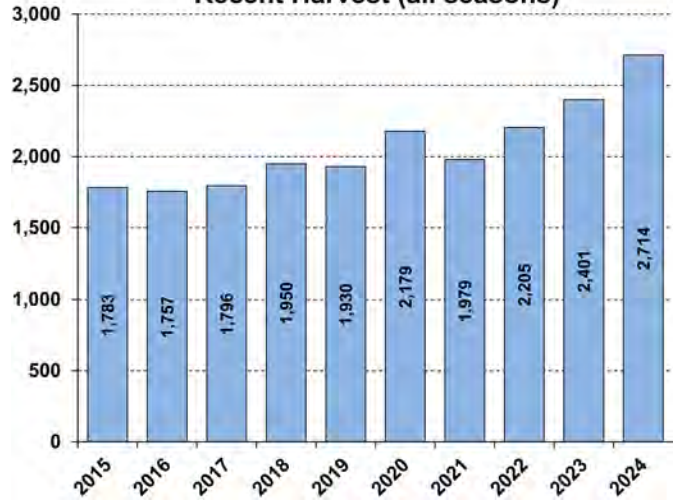
## Age/Sex Composition of Recent Harvest (%)

	2020	2021	2022	2023	2024
M - Adult	26.8	27.4	26.0	29.9	26.2
M - Yearling	14.5	15.3	15.1	15.2	14.1
M - Fawn	10.7	12.5	11.3	9.8	10.1
F - Adult	39.9	36.0	38.3	36.8	40.1
F - Fawn	8.1	8.8	9.3	8.2	9.5

M - Adult = 2.5 and older; F - Adult = 1.5 and older



Recent Harvest (all seasons)





# WHITE-TAILED DEER SUMMARY 2024-2025: CLINTON COUNTY

Forest Wildlife Program, Illinois Department of Natural Resources



**County Size:** 503 square miles

**Year Opened to Deer Hunting:** 1960

**Record Harvest:** 1,803 (2024)

**Average Harvest (previous 10 years):** 1,315

**Total 2024-2025 Harvest (all seasons):** 1,803

**Permits issued/quota 2024-2025** (excludes landowner; archery and youth are statewide):

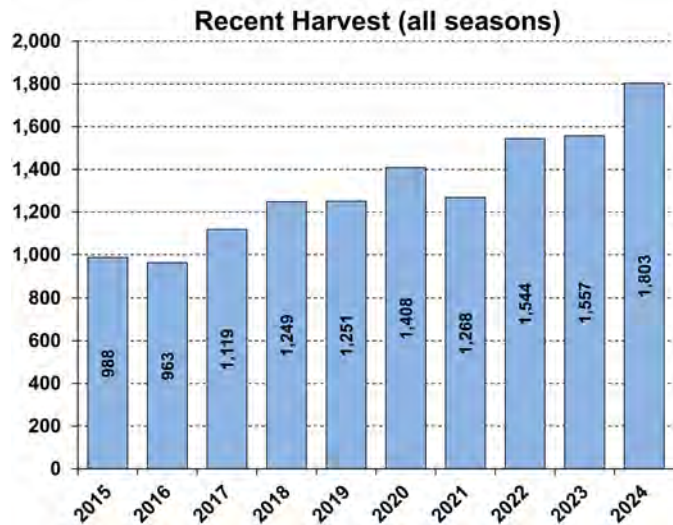
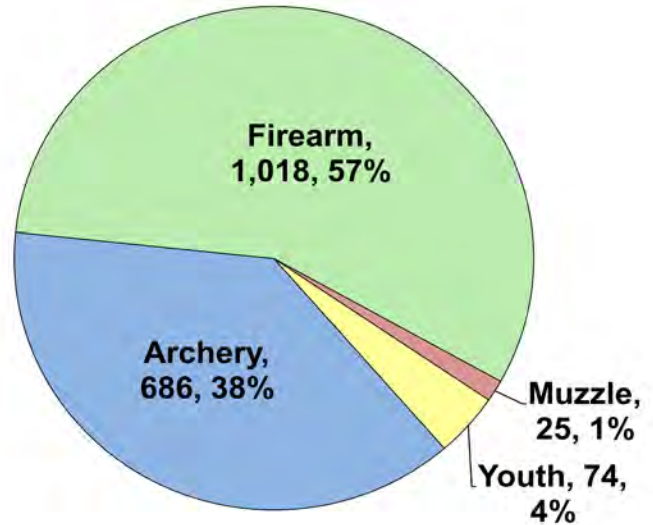
**Firearm:** 2248/2250 **Muzzle:** 270/300

**Chronic Wasting Disease Detected:** No

**Check Station Location:** N/A

**Late Winter/CWD Season in 2025-2026:** No. Deer Vehicle Accident (DVA) rates (accidents per billion miles driven) are used as an index of deer population size. Counties are closed to Late Winter/CWD season if DVA rates remain below goal, unless other factors (excessive crop damage and/or disease issues) are present.

**Last year in Late Winter/CWD:** 2014



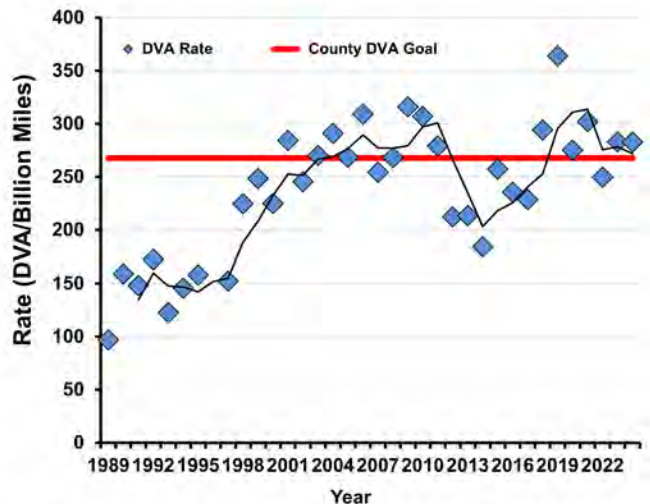
## Recent Archery Harvest by Bow Type

Type	2020	2021	2022	2023	2024
Compound	338	267	314	319	307
Crossbow	328	298	359	334	373
Traditional	7	4	4	10	6
<b>Total</b>	<b>673</b>	<b>569</b>	<b>677</b>	<b>663</b>	<b>686</b>

## Age/Sex Composition of Recent Harvest (%)

	2020	2021	2022	2023	2024
M - Adult	23.4	27.8	25.1	26.5	26.1
M - Yearling	21.0	21.5	23.6	20.7	21.2
M - Fawn	10.5	10.9	7.5	9.6	8.0
F - Adult	40.4	33.8	37.2	36.9	39.1
F - Fawn	4.7	6.0	6.6	6.2	5.5

M - Adult = 2.5 and older; F - Adult = 1.5 and older





# WHITE-TAILED DEER SUMMARY 2024-2025: COLES COUNTY

Forest Wildlife Program, Illinois Department of Natural Resources



**County Size:** 510 square miles

**Year Opened to Deer Hunting:** 1974

**Record Harvest:** 1,692 (2024)

**Average Harvest (previous 10 years):** 1,401

**Total 2024-2025 Harvest (all seasons):** 1,692

**Permits issued/quota 2024-2025** (excludes landowner; archery and youth are statewide):

**Firearm:** 1750/1750 **Muzzle:** 278/300

**Late Winter:** 59

**Chronic Wasting Disease Detected:** No

**Check Station Location:** N/A

**Late Winter Season in 2025-2026:** Yes. Deer Vehicle Accident (DVA) rates (accidents per billion miles driven) are used as an index of deer population size. Counties remain or are added to Late Winter season if DVA rates are above goal, or other factors (excessive crop damage and/or disease issues) are present.

**Last year in Late Winter:** 2003 - Present

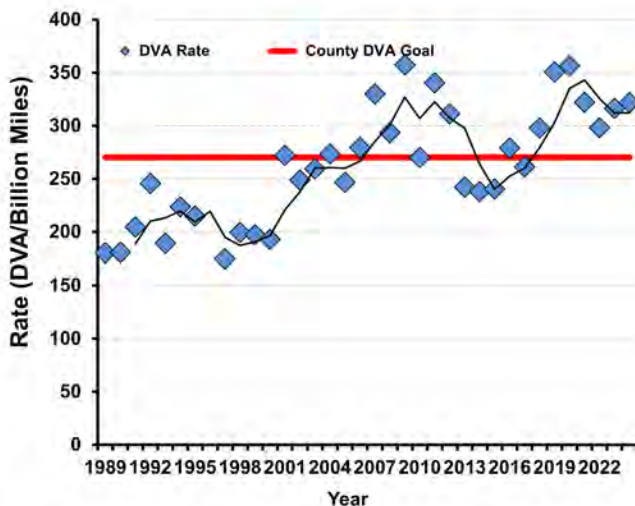
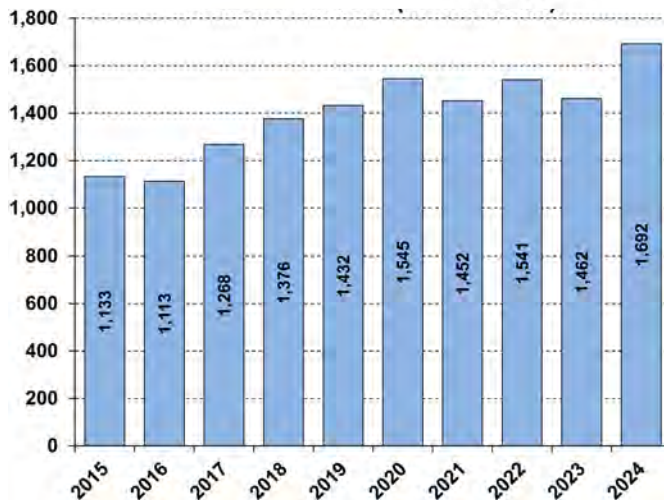
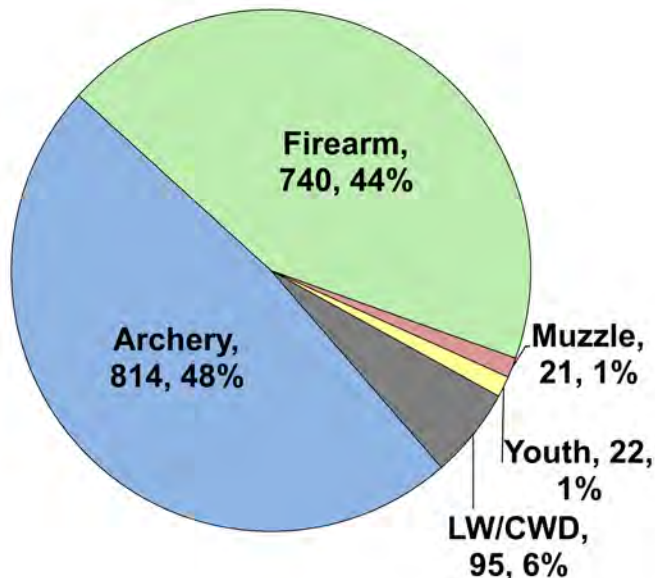
## Recent Archery Harvest by Bow Type

Type	2020	2021	2022	2023	2024
Compound	453	351	373	346	364
Crossbow	373	355	367	412	441
Traditional	1	11	9	8	9
<b>Total</b>	<b>827</b>	<b>717</b>	<b>749</b>	<b>766</b>	<b>814</b>

## Age/Sex Composition of Recent Harvest (%)

	2020	2021	2022	2023	2024
M - Adult	30.4	30.1	31.1	28.6	25.7
M - Yearling	18.4	17.5	16.1	18.3	15.5
M - Fawn	9.5	10.9	9.5	8.3	9.8
F - Adult	35.3	34.6	37.3	39.7	40.7
F - Fawn	6.4	6.9	6.0	5.1	8.3

M - Adult = 2.5 and older; F - Adult = 1.5 and older





# WHITE-TAILED DEER SUMMARY 2024-2025: COOK COUNTY

Forest Wildlife Program, Illinois Department of Natural Resources



**County Size:** 957 square miles

**Year Opened to Deer Hunting:** 1964

**Record Harvest:** 234 (2007)

**Average Harvest (previous 10 years):** 141

**Total 2024-2025 Harvest (all seasons):** 128

**Permits issued/quota 2024-2025** (excludes landowner; archery and youth are statewide):

No firearm hunting in Cook Co.

**Chronic Wasting Disease Detected:** Yes

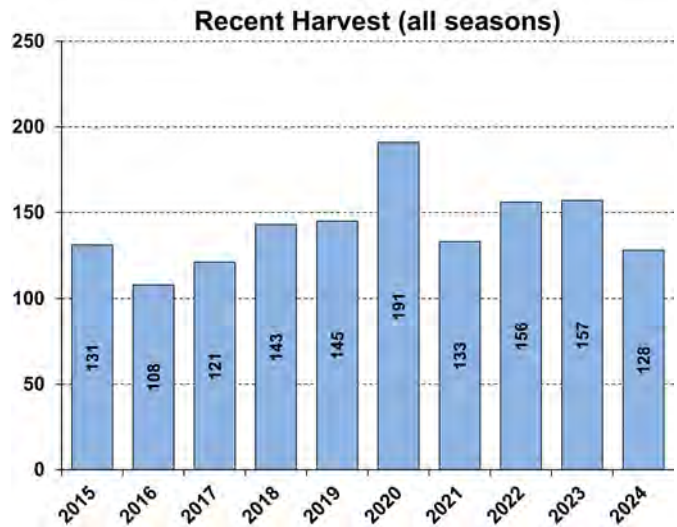
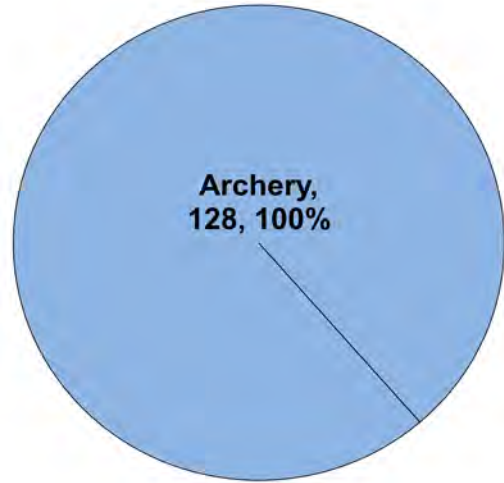
**Check Station Location:** None. Hunters wishing to have their deer tested should take them to participating vendors or head drop off barrels.

**CWD Season in 2025-2026:** No. There is firearm hunting in Cook Co.

**Number tested for CWD in 2024-25:** 1002

**CWD positive deer in 2024-25:** 2

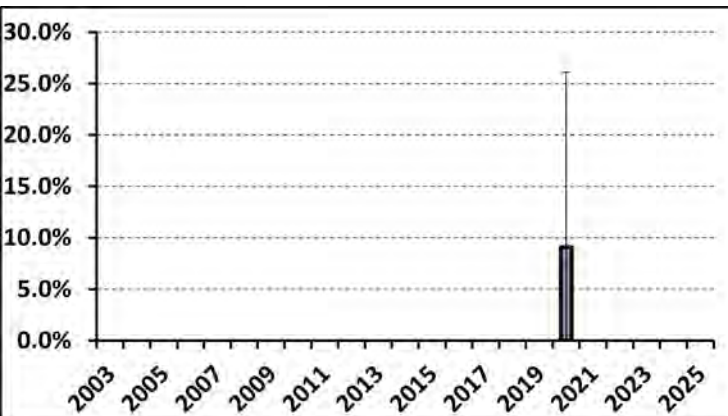
**Special permits:** IDNR provides special permits for municipalities to lower localized deer populations. Through these efforts 490 deer were tested for CWD and 1 positives were detected. Only hunter harvested deer shown below.



Recent Archery Harvest by Bow Type					
Type	2020	2021	2022	2023	2024
Compound	87	75	62	79	63
Crossbow	101	55	91	76	63
Traditional	3	3	3	2	2
<b>Total</b>	<b>191</b>	<b>133</b>	<b>156</b>	<b>157</b>	<b>128</b>

Age/Sex Composition of Recent Harvest (%)					
	2020	2021	2022	2023	2024
M - Adult	38.7	42.1	35.9	41.4	45.3
M - Yearling	24.1	25.6	22.4	24.2	18.8
M - Fawn	5.8	4.5	5.1	3.2	5.5
F - Adult	27.7	23.3	28.8	29.3	28.1
F - Fawn	3.7	4.5	7.7	1.9	2.3

M - Adult = 2.5 and older; F - Adult = 1.5 and older





# WHITE-TAILED DEER SUMMARY 2024-2025: CRAWFORD COUNTY

Forest Wildlife Program, Illinois Department of Natural Resources



**County Size:** 768 square miles

**Year Opened to Deer Hunting:** 1970

**Record Harvest:** 2,554 (2007)

**Average Harvest (previous 10 years):** 2,087

**Total 2024-2025 Harvest (all seasons):** 2,464

**Permits issued/quota 2024-2025** (excludes landowner; archery and youth are statewide):

**Firearm:** 2600/2600 **Muzzle:** 244/325

**Late Winter:** 63

**Chronic Wasting Disease Detected:** No

**Check Station Location:** N/A

**Late Winter Season in 2025-2026:** Yes. Deer Vehicle Accident (DVA) rates (accidents per billion miles driven) are used as an index of deer population size. Counties remain or are added to Late Winter season if DVA rates are above goal, or other factors (excessive crop damage and/or disease issues) are present.

**Last year in Late Winter:** 2003 - Present

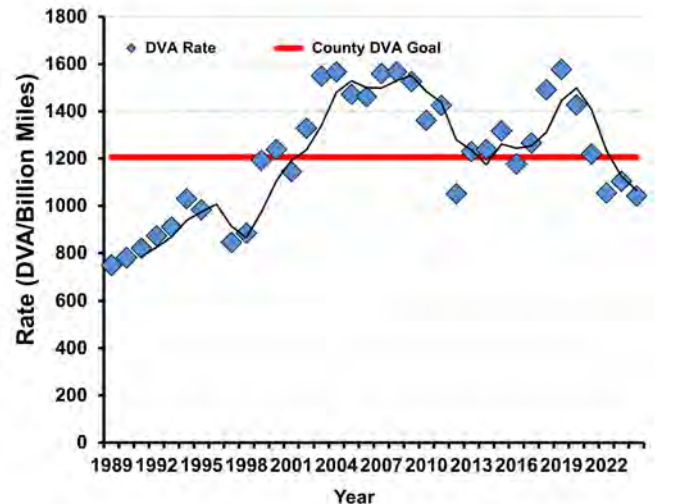
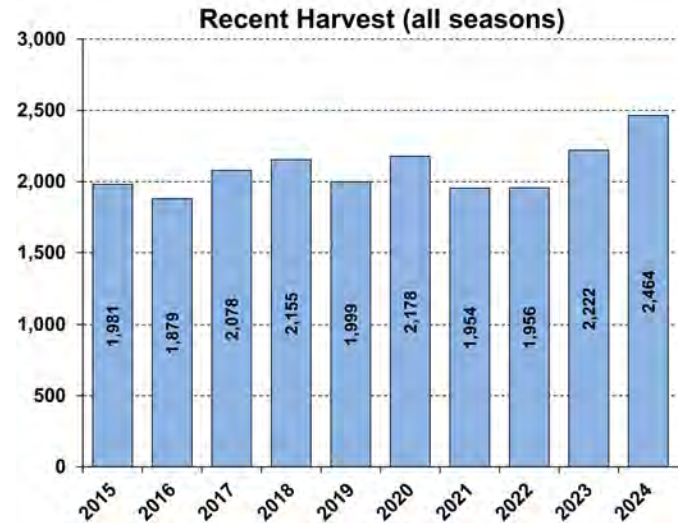
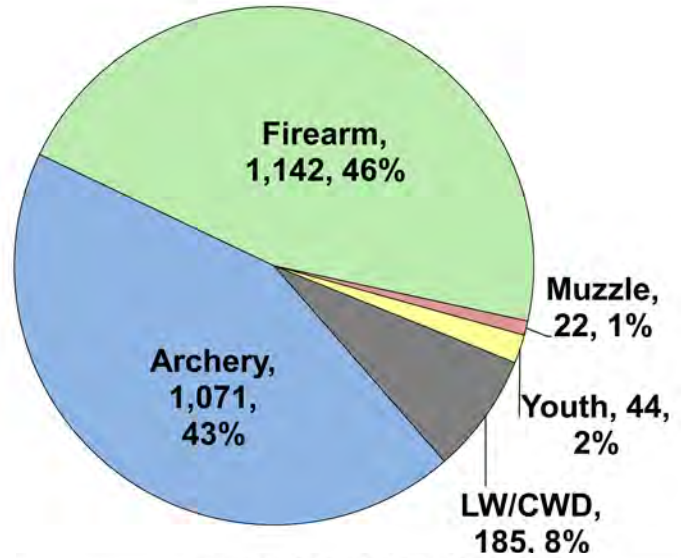
## Recent Archery Harvest by Bow Type

Type	2020	2021	2022	2023	2024
Compound	593	482	416	486	494
Crossbow	478	433	425	511	570
Traditional	16	9	9	17	7
<b>Total</b>	<b>1087</b>	<b>924</b>	<b>850</b>	<b>1014</b>	<b>1071</b>

## Age/Sex Composition of Recent Harvest (%)

	2020	2021	2022	2023	2024
M - Adult	30.1	33.0	30.2	28.8	29.9
M - Yearling	14.5	13.8	13.5	15.3	12.3
M - Fawn	8.7	9.5	8.9	8.8	8.2
F - Adult	39.2	36.6	40.6	40.4	42.2
F - Fawn	7.4	7.1	6.7	6.7	7.4

M - Adult = 2.5 and older; F - Adult = 1.5 and older





# WHITE-TAILED DEER SUMMARY 2024-2025: CUMBERLAND COUNTY

Forest Wildlife Program, Illinois Department of Natural Resources



**County Size:** 347 square miles

**Year Opened to Deer Hunting:** 1971

**Record Harvest:** 1,557 (2011)

**Average Harvest (previous 10 years):** 1,355

**Total 2024-2025 Harvest (all seasons):** 1,520

**Permits issued/quota 2024-2025** (excludes landowner; archery and youth are statewide):

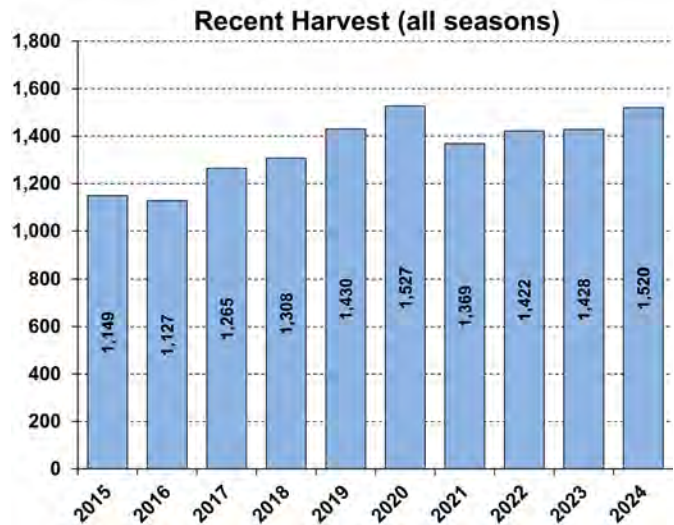
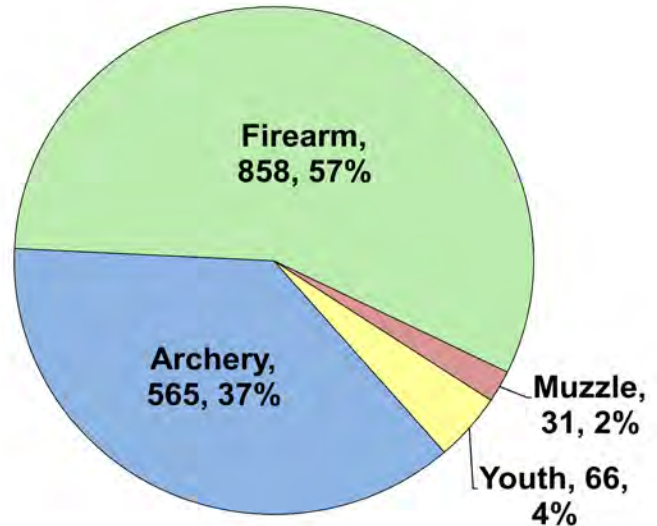
**Firearm:** 1800/1800 **Muzzle:** 234/235

**Chronic Wasting Disease Detected:** No

**Check Station Location:** N/A

**Late Winter/CWD Season in 2025-2026:** No. Deer Vehicle Accident (DVA) rates (accidents per billion miles driven) are used as an index of deer population size. Counties are closed to Late Winter/CWD season if DVA rates remain below goal, unless other factors (excessive crop damage and/or disease issues) are present.

**Last year in Late Winter/CWD:** 2014



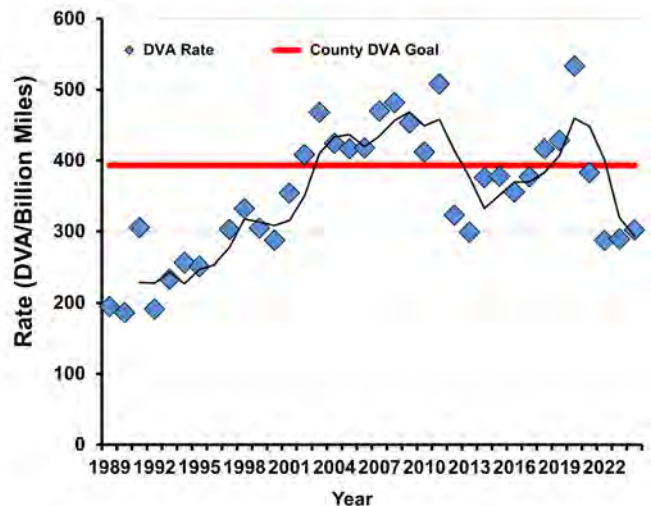
## Recent Archery Harvest by Bow Type

Type	2020	2021	2022	2023	2024
Compound	301	298	260	334	301
Crossbow	290	244	249	253	254
Traditional	7	11	7	13	10
<b>Total</b>	<b>598</b>	<b>553</b>	<b>516</b>	<b>600</b>	<b>565</b>

## Age/Sex Composition of Recent Harvest (%)

	2020	2021	2022	2023	2024
M - Adult	28.8	29.7	30.5	30.7	29.4
M - Yearling	15.1	14.9	14.1	16.0	14.2
M - Fawn	9.0	11.9	10.5	8.1	10.3
F - Adult	39.4	35.6	37.9	39.2	38.3
F - Fawn	7.7	7.8	7.0	6.0	7.8

M - Adult = 2.5 and older; F - Adult = 1.5 and older





# WHITE-TAILED DEER SUMMARY 2024-2025: DEKALB COUNTY

Forest Wildlife Program, Illinois Department of Natural Resources



**County Size:** 634 square miles

**Year Opened to Deer Hunting:** 1960

**Record Harvest:** 659 (2005)

**Average Harvest (previous 10 years):** 346

**Total 2024-2025 Harvest (all seasons):** 429

**Permits issued/quota 2024-2025** (excludes landowner; archery and youth are statewide):

**Firearm:** 618/1500 **Muzzle:** 56/275

**CWD:** 43

**Chronic Wasting Disease Detected:** Yes

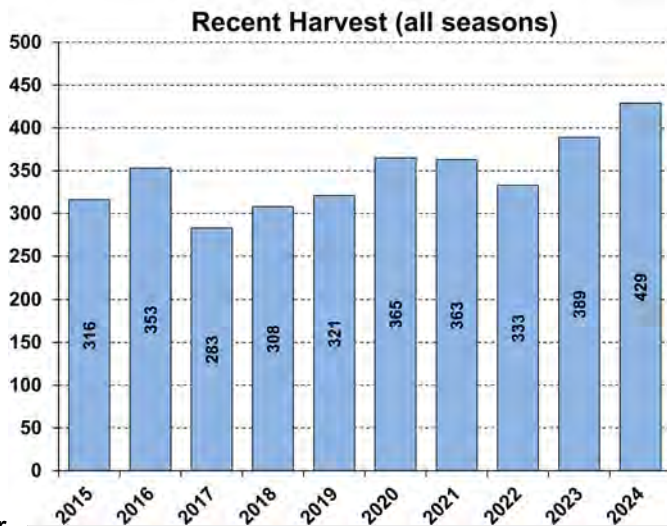
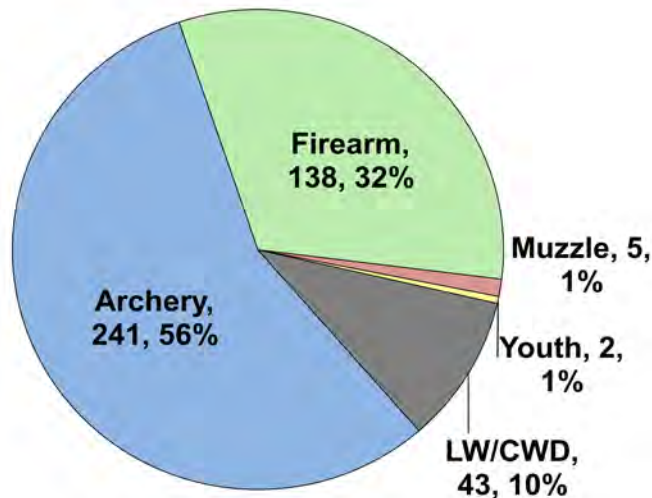
**Check Station Location:** Shabbona Lake SP

**CWD Season in 2025-2026:** Yes. CWD has and continues to be detected in this county. CWD season allows for extra hunter harvest to reduce deer density and disease transmission.

**Number tested for CWD in 2024-25:** 187

**CWD positive deer in 2024-25:** 13

**IDNR sharpshooting:** 35 deer were removed via sharpshooting which is used to supplement hunter harvest, allows localized deer reductions in known CWD positive areas to reduce transmission rates and environmental contamination.



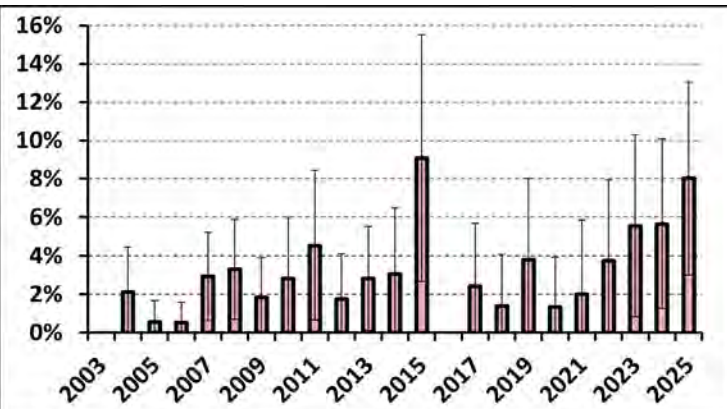
### Recent Archery Harvest by Bow Type

Type	2020	2021	2022	2023	2024
Compound	99	102	87	110	110
Crossbow	114	109	96	131	129
Traditional	2	1	3	1	2
<b>Total</b>	<b>215</b>	<b>212</b>	<b>186</b>	<b>242</b>	<b>241</b>

### Age/Sex Composition of Recent Harvest (%)

	2020	2021	2022	2023	2024
M - Adult	26.3	25.9	28.5	28.3	31.4
M - Yearling	23.8	22.0	20.4	27.2	19.7
M - Fawn	10.1	13.5	12.3	8.7	10.3
F - Adult	33.2	33.3	29.7	29.6	32.6
F - Fawn	6.6	5.2	9.0	6.2	6.0

M - Adult = 2.5 and older; F - Adult = 1.5 and older





# WHITE-TAILED DEER SUMMARY 2024-2025: DEWITT COUNTY

Forest Wildlife Program, Illinois Department of Natural Resources



**County Size:** 405 square miles

**Year Opened to Deer Hunting:** 1970

**Record Harvest:** 1,108 (2011)

**Average Harvest (previous 10 years):** 942

**Total 2024-2025 Harvest (all seasons):** 1,087

**Permits issued/quota 2024-2025** (excludes landowner; archery and youth are statewide):

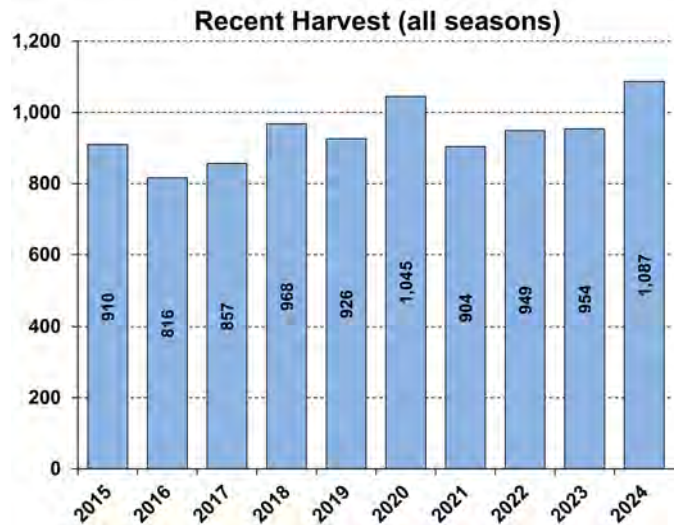
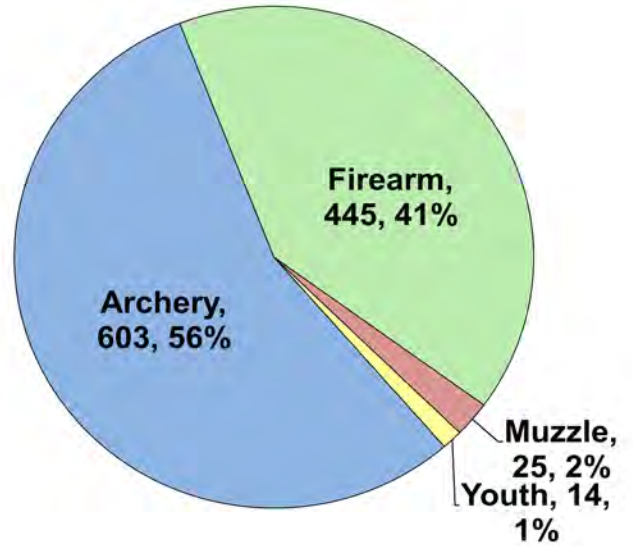
**Firearm:** 1042/1050 **Muzzle:** 213/240

**Chronic Wasting Disease Detected:** No

**Check Station Location:** N/A

**Late Winter/CWD Season in 2025-2026:** No. Deer Vehicle Accident (DVA) rates (accidents per billion miles driven) are used as an index of deer population size. Counties are closed to Late Winter/CWD season if DVA rates remain below goal, unless other factors (excessive crop damage and/or disease issues) are present.

**Last year in Late Winter/CWD:** Never



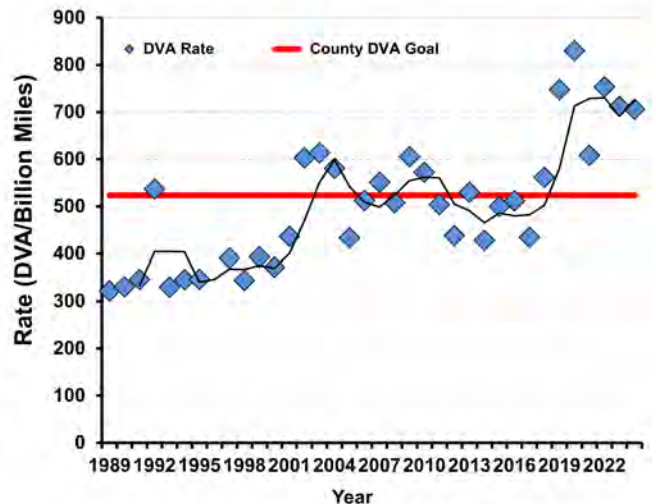
## Recent Archery Harvest by Bow Type

Type	2020	2021	2022	2023	2024
Compound	267	218	257	240	246
Crossbow	356	338	311	318	351
Traditional	4	3	9	5	6
<b>Total</b>	<b>627</b>	<b>559</b>	<b>577</b>	<b>563</b>	<b>603</b>

## Age/Sex Composition of Recent Harvest (%)

	2020	2021	2022	2023	2024
M - Adult	26.3	25.3	26.2	28.2	28.8
M - Yearling	16.1	18.4	15.3	18.0	15.5
M - Fawn	8.7	8.3	10.1	9.2	7.9
F - Adult	41.4	40.6	41.4	37.7	41.5
F - Fawn	7.5	7.4	7.0	6.8	6.3

M - Adult = 2.5 and older; F - Adult = 1.5 and older





# WHITE-TAILED DEER SUMMARY 2024-2025: DOUGLAS COUNTY

Forest Wildlife Program, Illinois Department of Natural Resources



**County Size:** 417 square miles

**Year Opened to Deer Hunting:** 1974

**Record Harvest:** 501 (2005)

**Average Harvest (previous 10 years):** 362

**Total 2024-2025 Harvest (all seasons):** 427

**Permits issued/quota 2024-2025** (excludes landowner; archery and youth are statewide):

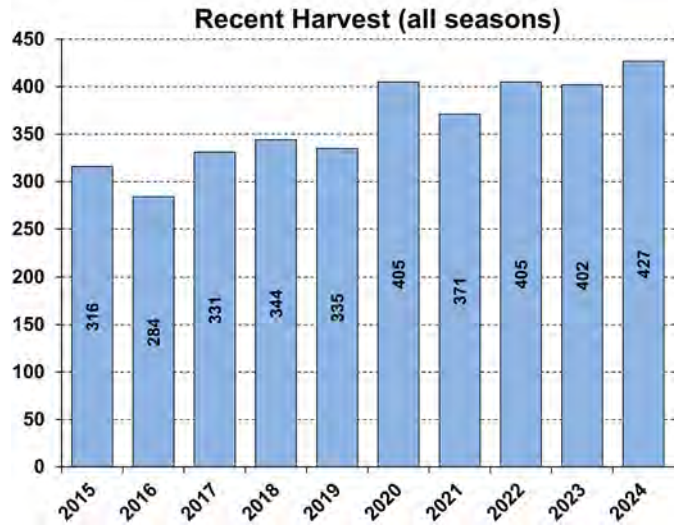
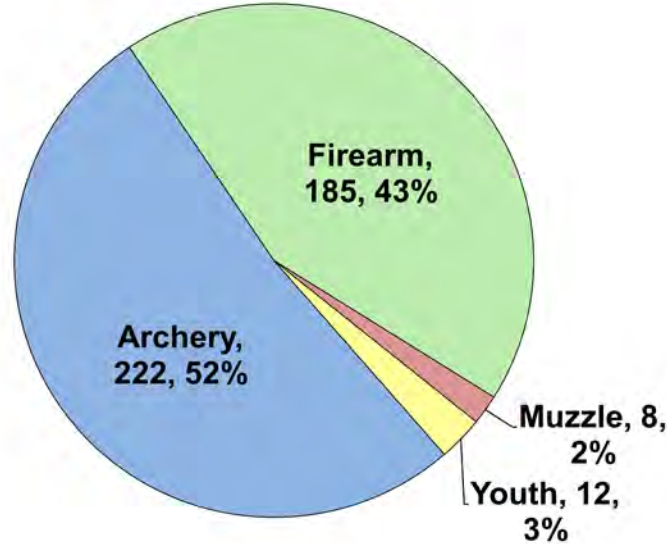
**Firearm:** 375/375 **Muzzle:** 75/75

**Chronic Wasting Disease Detected:** No

**Check Station Location:** N/A

**Late Winter/CWD Season in 2025-2026:** No. Deer Vehicle Accident (DVA) rates (accidents per billion miles driven) are used as an index of deer population size. Counties are closed to Late Winter/CWD season if DVA rates remain below goal, unless other factors (excessive crop damage and/or disease issues) are present.

**Last year in Late Winter/CWD:** Never



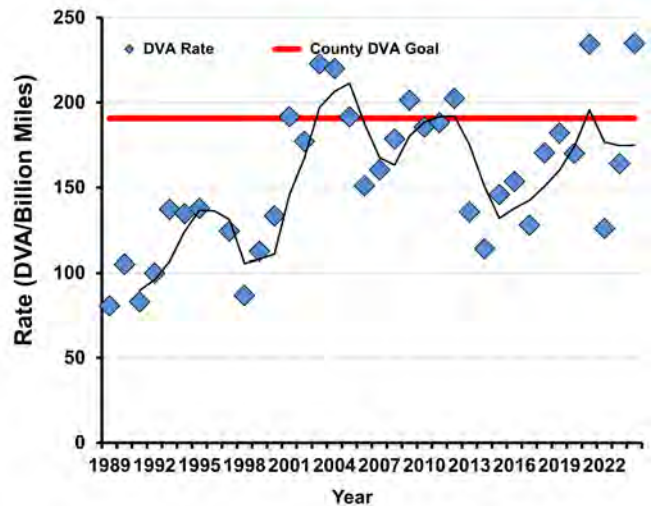
## Recent Archery Harvest by Bow Type

Type	2020	2021	2022	2023	2024
Compound	103	80	69	92	77
Crossbow	120	130	147	125	142
Traditional	3	2	2	4	3
<b>Total</b>	<b>226</b>	<b>212</b>	<b>218</b>	<b>221</b>	<b>222</b>

## Age/Sex Composition of Recent Harvest (%)

	2020	2021	2022	2023	2024
M - Adult	30.4	34.0	31.6	31.1	28.1
M - Yearling	21.5	20.8	17.0	19.9	26.0
M - Fawn	8.4	11.6	11.1	10.0	6.8
F - Adult	32.3	28.8	34.6	35.3	32.8
F - Fawn	7.4	4.9	5.7	3.7	6.3

M - Adult = 2.5 and older; F - Adult = 1.5 and older





# WHITE-TAILED DEER SUMMARY 2024-2025: DUPAGE COUNTY

Forest Wildlife Program, Illinois Department of Natural Resources



**County Size:** 336 square miles

**Year Opened to Deer Hunting:** 1964

**Record Harvest:** 152 (1995)

**Average Harvest (previous 10 years):** 38

**Total 2024-2025 Harvest (all seasons):** 39

**Permits issued/quota 2024-2025** (excludes landowner; archery and youth are statewide):

No firearm hunting in DuPage Co.

**Chronic Wasting Disease Detected:** Yes

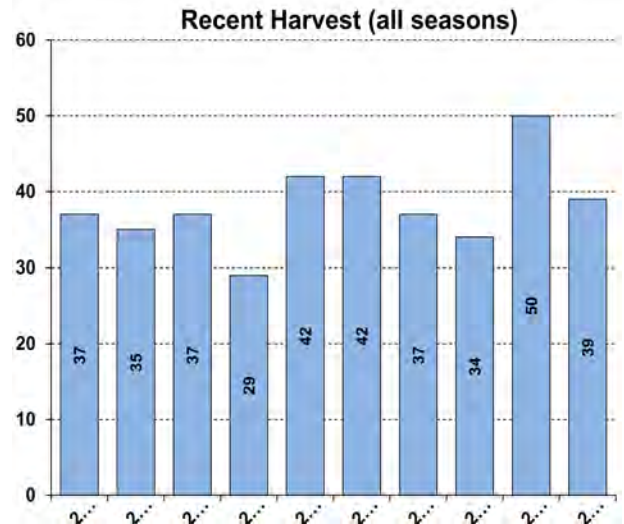

**Check Station Location:** None. Hunters wishing to have their deer tested should take them to participating vendors or head drop off barrels.

**CWD Season in 2025-2026:** No. There is firearm hunting in DuPage Co.

**Number tested for CWD in 2024-25:** 675

**CWD positive deer in 2024-25:** 6

**Special permits:** IDNR provides special permits for municipalities to lower localized deer populations. Through these efforts 345 deer were tested for CWD. No CWD positive deer have been detected via hunter harvest.



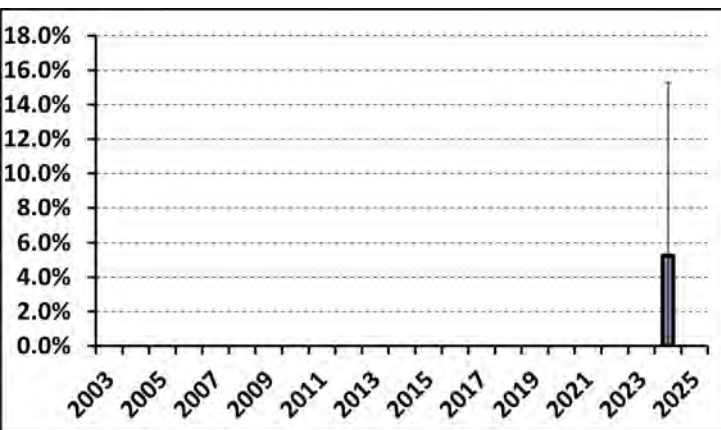
### Recent Archery Harvest by Bow Type

Type	2020	2021	2022	2023	2024
Compound	16	19	18	20	17
Crossbow	26	18	15	30	22
Traditional	0	0	1	0	0
<b>Total</b>	<b>42</b>	<b>37</b>	<b>34</b>	<b>50</b>	<b>39</b>

### Age/Sex Composition of Recent Harvest (%)

	2020	2021	2022	2023	2024
M - Adult	57.1	35.1	32.4	20.0	41.0
M - Yearling	9.5	24.3	29.4	28.0	30.8
M - Fawn	7.1	5.4	5.9	4.0	7.7
F - Adult	21.4	35.1	20.6	32.0	20.5
F - Fawn	4.8	0.0	11.8	16.0	0.0

M - Adult = 2.5 and older; F - Adult = 1.5 and older





# WHITE-TAILED DEER SUMMARY 2024-2025: EDGAR COUNTY

Forest Wildlife Program, Illinois Department of Natural Resources



**County Size:** 623 square miles

**Year Opened to Deer Hunting:** 1974

**Record Harvest:** 1,474 (2012)

**Average Harvest (previous 10 years):** 1,118

**Total 2024-2025 Harvest (all seasons):** 1,196

**Permits issued/quota 2024-2025** (excludes landowner; archery and youth are statewide):

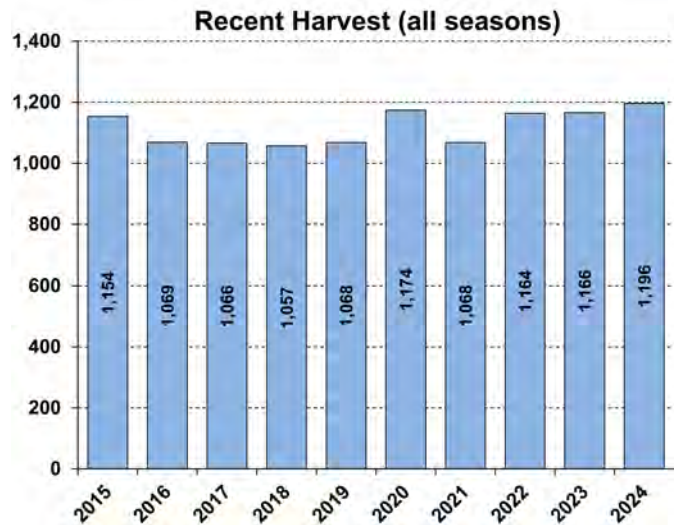
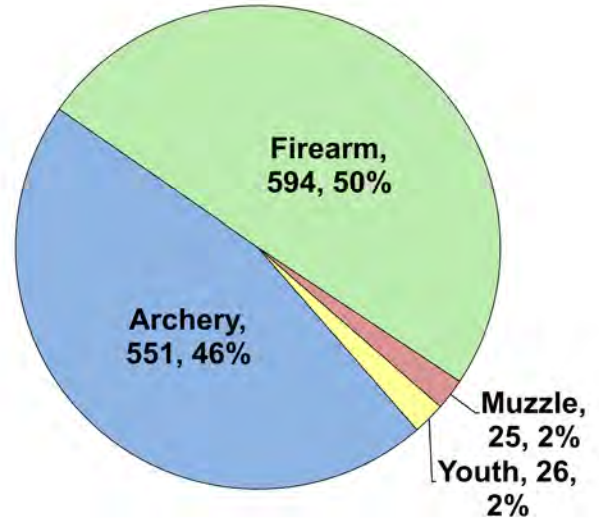
**Firearm:** 1300/1300 **Muzzle:** 265/265

**Chronic Wasting Disease Detected:** No

**Check Station Location:** N/A

**Late Winter/CWD Season in 2025-2026:** No. Deer Vehicle Accident (DVA) rates (accidents per billion miles driven) are used as an index of deer population size. Counties are closed to Late Winter/CWD season if DVA rates remain below goal, unless other factors (excessive crop damage and/or disease issues) are present.

**Last year in Late Winter/CWD:** 2018



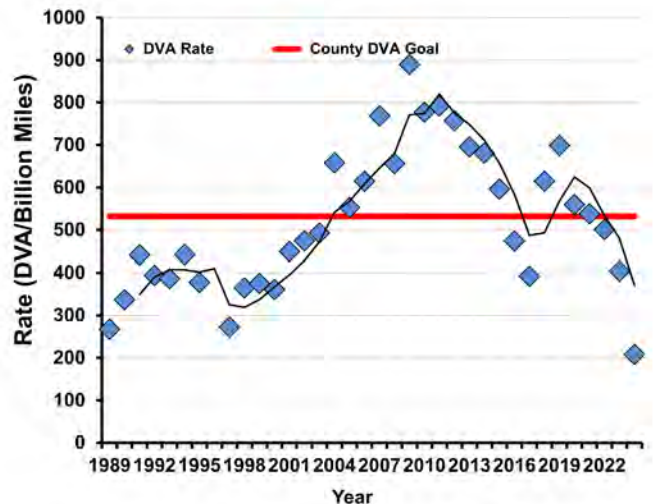
## Recent Archery Harvest by Bow Type

Type	2020	2021	2022	2023	2024
Compound	337	295	313	294	320
Crossbow	236	215	206	234	223
Traditional	11	5	7	6	8
<b>Total</b>	<b>584</b>	<b>515</b>	<b>526</b>	<b>534</b>	<b>551</b>

## Age/Sex Composition of Recent Harvest (%)

	2020	2021	2022	2023	2024
M - Adult	37.6	37.6	37.1	41.9	38.0
M - Yearling	15.8	15.6	14.7	13.2	14.8
M - Fawn	5.2	8.8	7.9	6.7	5.8
F - Adult	35.4	33.0	35.9	33.2	36.5
F - Fawn	5.9	5.0	4.4	5.1	4.8

M - Adult = 2.5 and older; F - Adult = 1.5 and older





# WHITE-TAILED DEER SUMMARY 2024-2025: EDWARDS COUNTY

Forest Wildlife Program, Illinois Department of Natural Resources



**County Size:** 422 square miles

**Year Opened to Deer Hunting:** 1957

**Record Harvest:** 914 (2005)

**Average Harvest (previous 10 years):** 736

**Total 2024-2025 Harvest (all seasons):** 850

**Permits issued/quota 2024-2025** (excludes landowner; archery and youth are statewide):

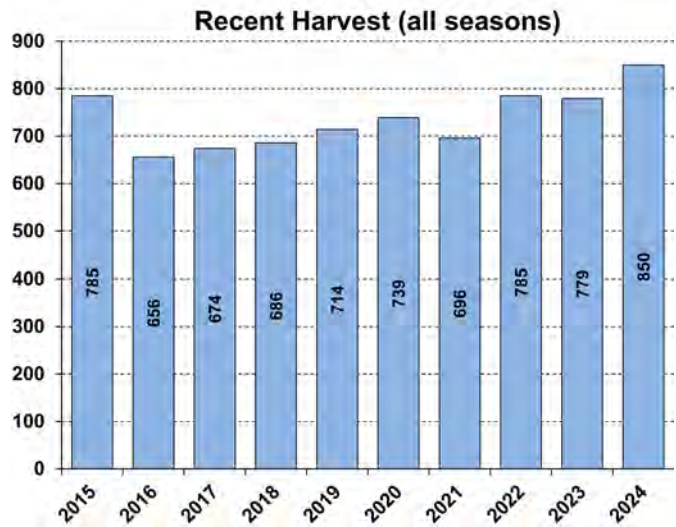
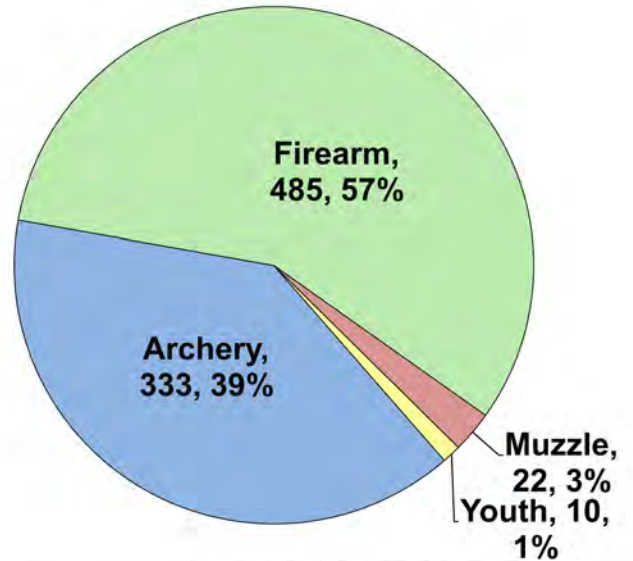
**Firearm:** 700/700 **Muzzle:** 100/100

**Chronic Wasting Disease Detected:** No

**Check Station Location:** N/A

**Late Winter/CWD Season in 2025-2026:** No. Deer Vehicle Accident (DVA) rates (accidents per billion miles driven) are used as an index of deer population size. Counties are closed to Late Winter/CWD season if DVA rates remain below goal, unless other factors (excessive crop damage and/or disease issues) are present.

**Last year in Late Winter/CWD:** 2016



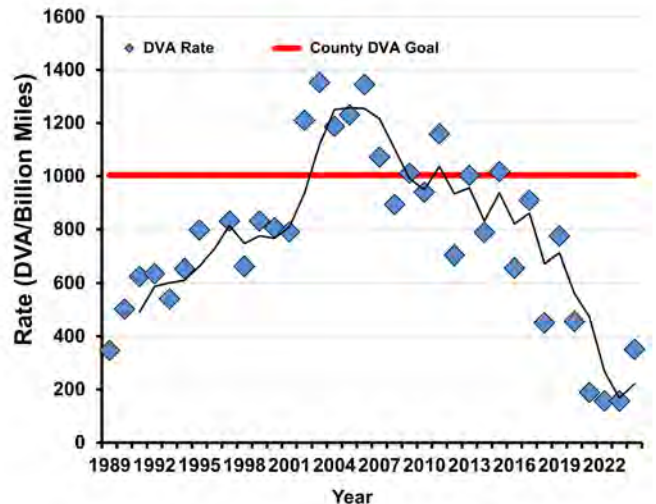
## Recent Archery Harvest by Bow Type

Type	2020	2021	2022	2023	2024
Compound	172	144	130	154	158
Crossbow	158	136	163	168	173
Traditional	1	3	2	4	2
<b>Total</b>	<b>331</b>	<b>283</b>	<b>295</b>	<b>326</b>	<b>333</b>

## Age/Sex Composition of Recent Harvest (%)

	2020	2021	2022	2023	2024
M - Adult	34.1	34.9	35.2	41.2	33.8
M - Yearling	15.4	15.4	16.8	15.3	17.9
M - Fawn	6.8	9.1	6.9	4.7	6.2
F - Adult	38.3	33.2	35.0	33.6	36.9
F - Fawn	5.4	7.5	6.1	5.1	5.2

M - Adult = 2.5 and older; F - Adult = 1.5 and older





# WHITE-TAILED DEER SUMMARY 2024-2025: EFFINGHAM COUNTY

Forest Wildlife Program, Illinois Department of Natural Resources



**County Size:** 480 square miles

**Year Opened to Deer Hunting:** 1971

**Record Harvest:** 2,207 (2024)

**Average Harvest (previous 10 years):** 1,675

**Total 2024-2025 Harvest (all seasons):** 2,207

**Permits issued/quota 2024-2025** (excludes landowner; archery and youth are statewide):

**Firearm:** 2700/2700 **Muzzle:** 340/340

**Late Winter:** 92

**Chronic Wasting Disease Detected:** No

**Check Station Location:** N/A

**Late Winter Season in 2025-2026:** Yes. Deer Vehicle Accident (DVA) rates (accidents per billion miles driven) are used as an index of deer population size. Counties remain or are added to Late Winter season if DVA rates are above goal, or other factors (excessive crop damage and/or disease issues) are present.

**Last year in Late Winter:** 2003 - Present

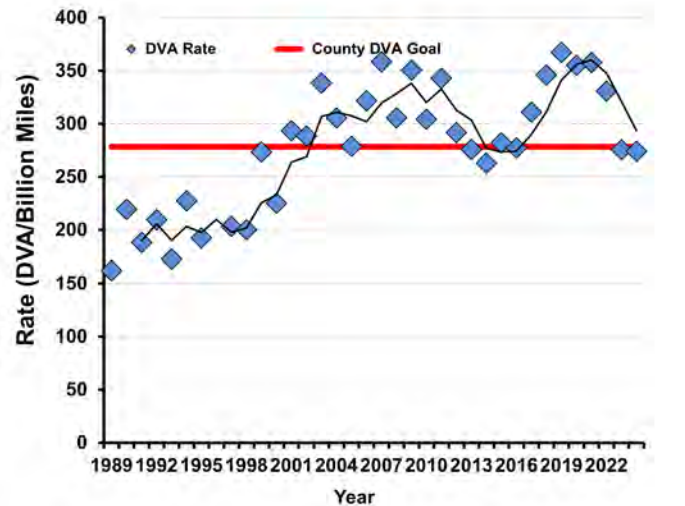
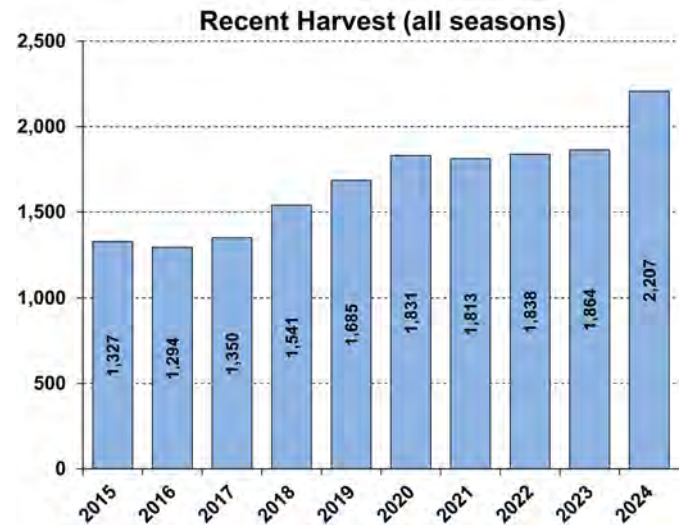
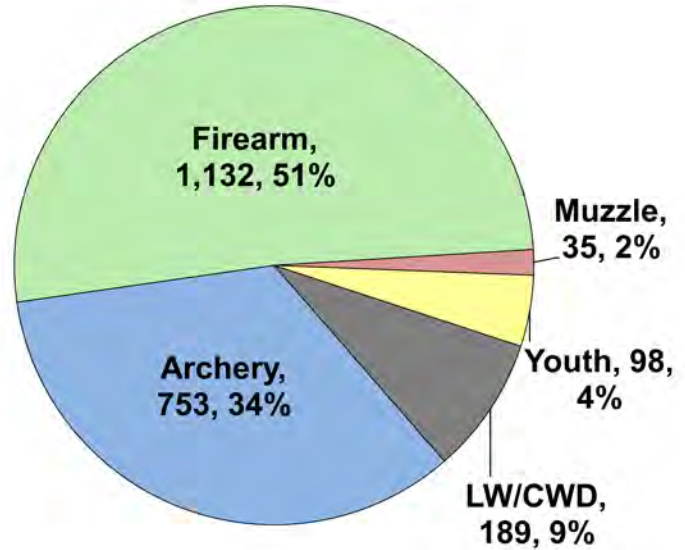
## Recent Archery Harvest by Bow Type

Type	2020	2021	2022	2023	2024
Compound	376	369	316	330	366
Crossbow	313	327	293	286	383
Traditional	2	8	3	3	4
<b>Total</b>	<b>691</b>	<b>704</b>	<b>612</b>	<b>619</b>	<b>753</b>

## Age/Sex Composition of Recent Harvest (%)

	2020	2021	2022	2023	2024
M - Adult	25.2	27.6	22.4	27.8	26.1
M - Yearling	18.5	17.9	17.0	18.5	16.2
M - Fawn	10.0	11.8	11.1	8.2	9.0
F - Adult	37.8	35.1	39.5	38.5	40.5
F - Fawn	8.5	7.6	10.0	7.0	8.3

M - Adult = 2.5 and older; F - Adult = 1.5 and older





# WHITE-TAILED DEER SUMMARY 2024-2025: FAYETTE COUNTY

Forest Wildlife Program, Illinois Department of Natural Resources



**County Size:** 726 square miles

**Year Opened to Deer Hunting:** 1960

**Record Harvest:** 3,700 (2024)

**Average Harvest (previous 10 years):** 2,788

**Total 2024-2025 Harvest (all seasons):** 3,700

**Permits issued/quota 2024-2025** (excludes landowner; archery and youth are statewide):

**Firearm:** 3750/3750 **Muzzle:** 473/475

**Late Winter:**

**Chronic Wasting Disease Detected:** No

**Check Station Location:** N/A

**Late Winter/CWD Season in 2025-2026:** Yes. Deer Vehicle Accident (DVA) rates (accidents per billion miles driven) are used as an index of deer population size. Counties remain or are added to Late Winter season if DVA rates are above goal, or other factors (excessive crop damage and/or disease issues) are present.

**Last year in Late Winter:** 2025 - Present

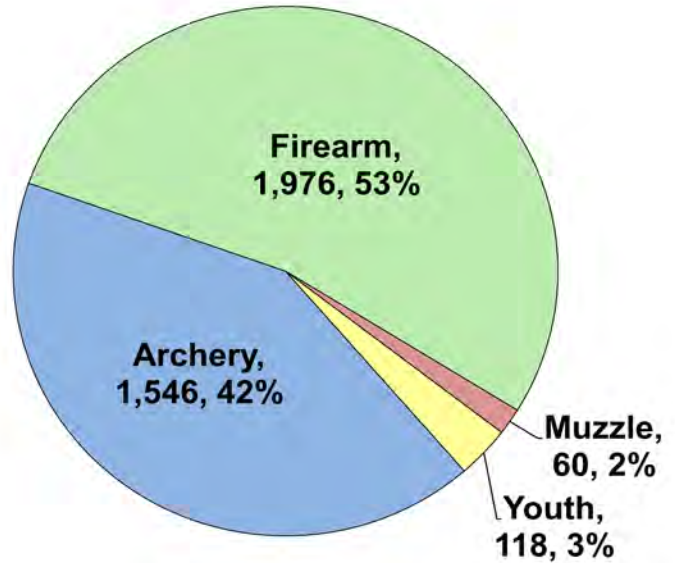
## Recent Archery Harvest by Bow Type

Type	2020	2021	2022	2023	2024
Compound	658	542	545	633	701
Crossbow	552	542	591	678	841
Traditional	5	5	8	9	4
<b>Total</b>	<b>1215</b>	<b>1089</b>	<b>1144</b>	<b>1320</b>	<b>1546</b>

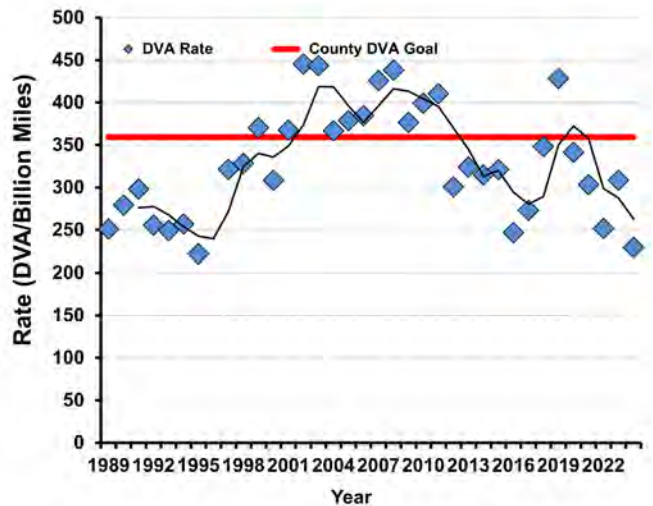
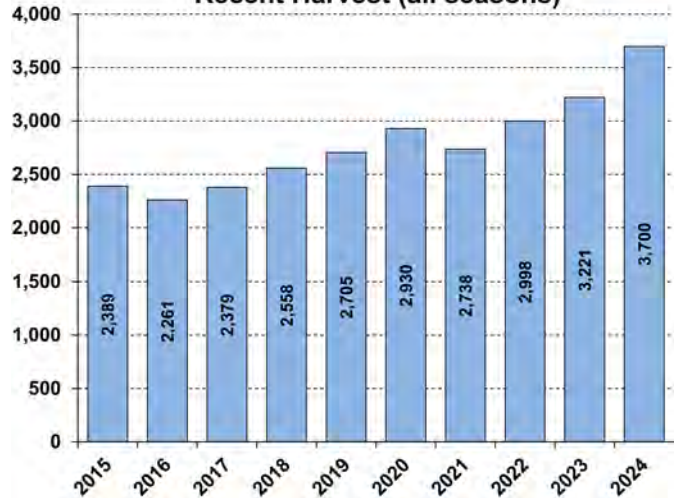
## Age/Sex Composition of Recent Harvest (%)

	2020	2021	2022	2023	2024
M - Adult	31.2	31.1	27.2	31.9	31.1
M - Yearling	17.1	16.0	17.0	17.5	14.6
M - Fawn	9.0	10.0	10.5	7.2	8.9
F - Adult	35.6	34.4	36.5	36.3	37.3
F - Fawn	7.2	8.4	8.8	7.2	8.1

M - Adult = 2.5 and older; F - Adult = 1.5 and older



Recent Harvest (all seasons)





# WHITE-TAILED DEER SUMMARY 2024-2025: FORD COUNTY

Forest Wildlife Program, Illinois Department of Natural Resources



**County Size:** 486 square miles

**Year Opened to Deer Hunting:** 1974

**Record Harvest:** 260 (2005)

**Average Harvest (previous 10 years):** 186

**Total 2024-2025 Harvest (all seasons):** 213

**Permits issued/quota 2024-2025** (excludes landowner; archery and youth are statewide):

**Firearm:** 325/400 **Muzzle:** 87/100

**CWD:** 15

**Chronic Wasting Disease Detected:** Yes

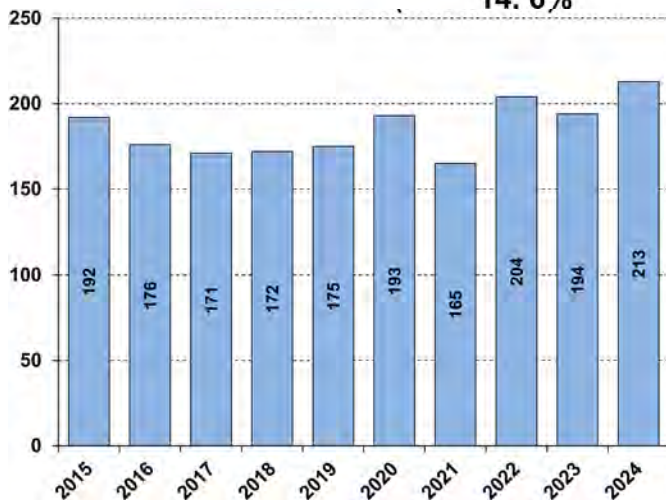
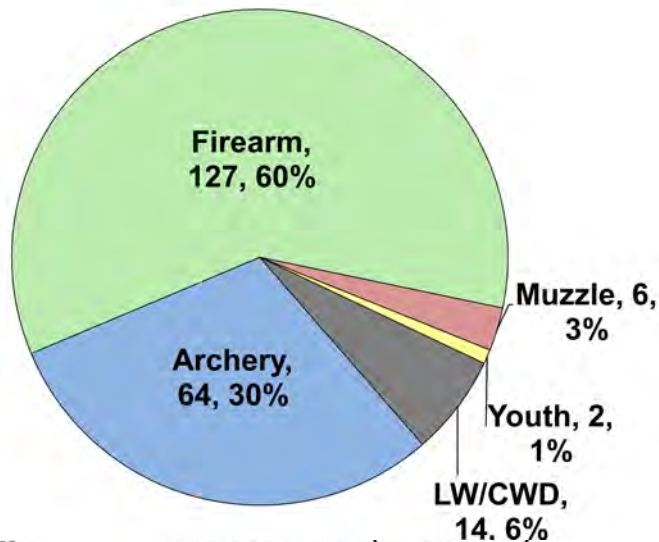
**Check Station Location:** IDNR Office, 301 S Date St., Gipson City, IL 60936

**Late Winter/CWD Season in 2025-2026:** Yes. CWD was detected in this county in 2023. CWD season allows for extra hunter harvest to reduce deer density and disease transmission.

**Number tested for CWD in 2024-25:** 12

**CWD positive deer in 2024-25:** 2

**IDNR sharpshooting:** 0 deer were removed via sharpshooting which is used to supplement hunter harvest, allows localized deer reductions in known CWD positive areas to reduce transmission rates and environmental contamination.



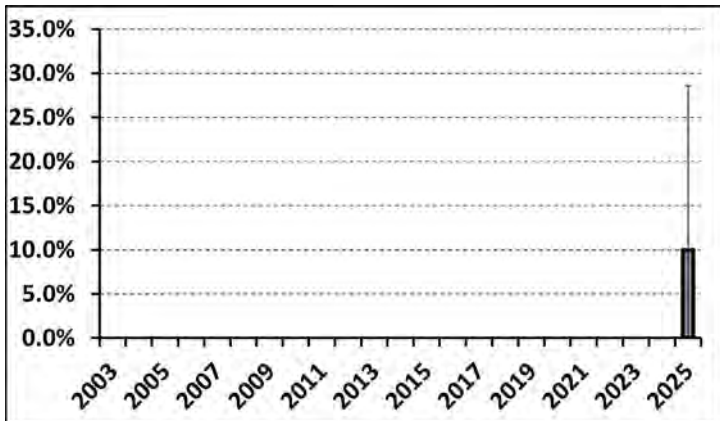
## Recent Archery Harvest by Bow Type

Type	2020	2021	2022	2023	2024
Compound	28	26	23	28	25
Crossbow	34	25	44	34	39
Traditional	0	0	0	1	0
<b>Total</b>	<b>62</b>	<b>51</b>	<b>67</b>	<b>63</b>	<b>64</b>

## Age/Sex Composition of Recent Harvest (%)

	2020	2021	2022	2023	2024
M - Adult	42.5	43.0	46.6	48.5	35.7
M - Yearling	21.2	21.8	21.6	15.5	21.6
M - Fawn	5.2	8.5	4.4	4.6	9.4
F - Adult	29.5	24.2	22.5	29.9	31.0
F - Fawn	1.6	2.4	4.9	1.5	2.3

M - Adult = 2.5 and older; F - Adult = 1.5 and older





# WHITE-TAILED DEER SUMMARY 2024-2025: FRANKLIN COUNTY

Forest Wildlife Program, Illinois Department of Natural Resources



**County Size:** 432 square miles

**Year Opened to Deer Hunting:** 1962

**Record Harvest:** 2,778 (2024)

**Average Harvest (previous 10 years):** 2,586

**Total 2024-2025 Harvest (all seasons):** 2,778

**Permits issued/quota 2024-2025** (excludes landowner; archery and youth are statewide):

**Firearm:** 3000/3000 **Muzzle:** 374/400

**Late Winter:** 156

**Chronic Wasting Disease Detected:** No

**Check Station Location:** N/A

**Late Winter/CWD Season in 2025-2026:** Yes. Deer Vehicle Accident (DVA) rates (accidents per billion miles driven) are used as an index of deer population size. Counties remain or are added to Late Winter season if DVA rates are above goal, or other factors (excessive crop damage and/or disease issues) are present.

**Last year in Late Winter/CWD:** 2024-Present

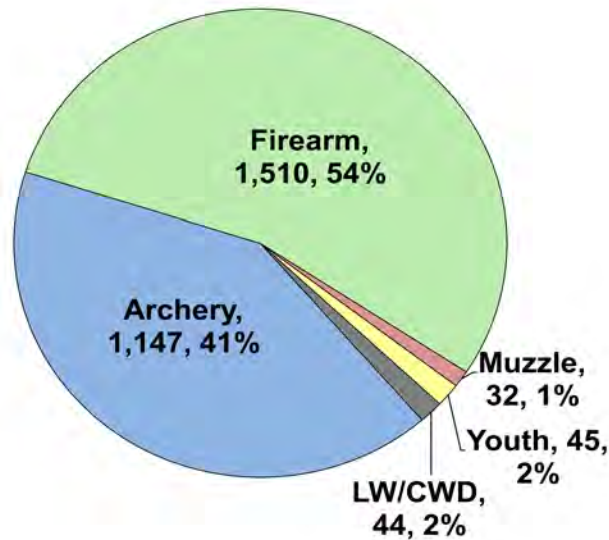
## Recent Archery Harvest by Bow Type

Type	2020	2021	2022	2023	2024
Compound	693	534	558	559	573
Crossbow	641	584	604	610	558
Traditional	10	6	15	13	16
<b>Total</b>	<b>1344</b>	<b>1124</b>	<b>1177</b>	<b>1182</b>	<b>1147</b>

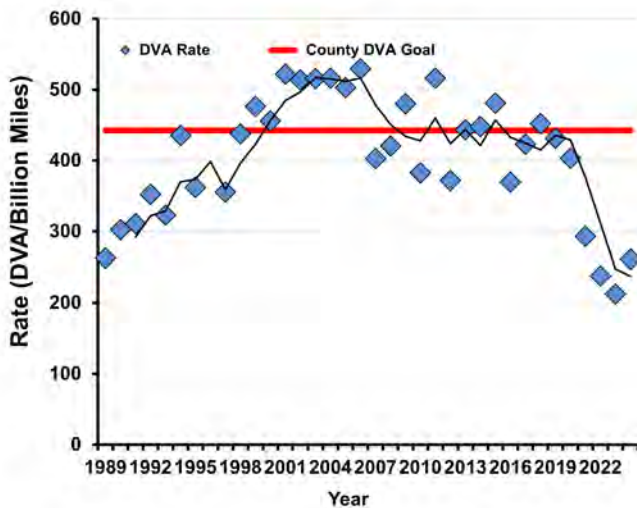
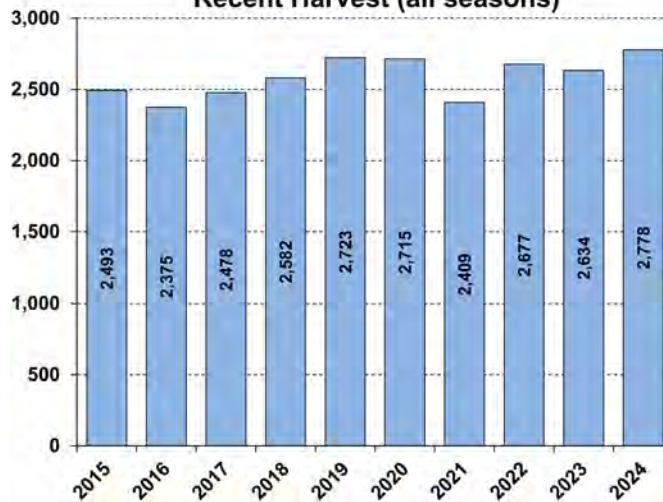
## Age/Sex Composition of Recent Harvest (%)

	2020	2021	2022	2023	2024
M - Adult	26.4	26.5	25.8	29.3	28.4
M - Yearling	17.3	16.4	16.0	17.4	15.9
M - Fawn	7.8	7.9	8.8	7.1	6.9
F - Adult	42.2	42.2	43.2	40.5	42.7
F - Fawn	6.4	6.9	6.2	5.7	6.1

M - Adult = 2.5 and older; F - Adult = 1.5 and older



Recent Harvest (all seasons)





# WHITE-TAILED DEER SUMMARY 2024-2025: FULTON COUNTY

Forest Wildlife Program, Illinois Department of Natural Resources



**County Size:** 884 square miles

**Year Opened to Deer Hunting:** 1957

**Record Harvest:** 5,717 (2012)

**Average Harvest (previous 10 years):** 4,036

**Total 2024-2025 Harvest (all seasons):** 4,255

**Permits issued/quota 2024-2025** (excludes landowner; archery and youth are statewide):

**Firearm:** 5706/6200 **Muzzle:** 782/965

**Late Winter:** 117

**Chronic Wasting Disease Detected:** No

**Check Station Location:** N/A

**Late Winter Season in 2025-2026:** Yes. Deer Vehicle Accident (DVA) rates (accidents per billion miles driven) are used as an index of deer population size. Counties remain or are added to Late Winter season if DVA rates are above goal, or other factors (excessive crop damage and/or disease issues) are present.

**Last year in Late Winter:** 2003 - Present

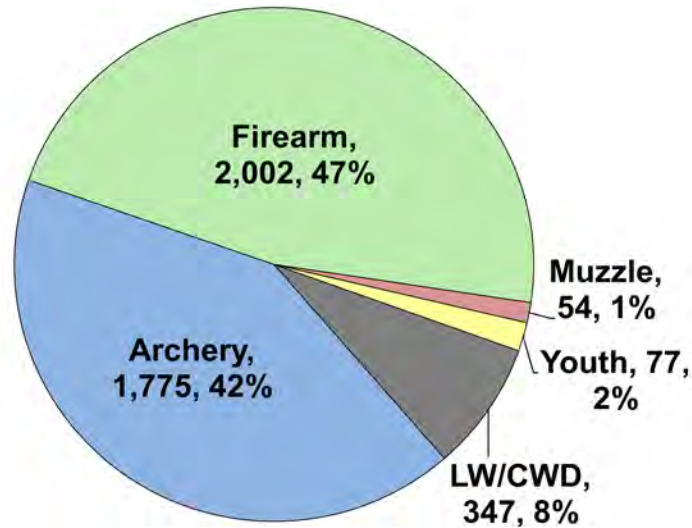
## Recent Archery Harvest by Bow Type

Type	2020	2021	2022	2023	2024
Compound	871	809	733	782	833
Crossbow	779	744	775	816	907
Traditional	51	33	37	37	35
<b>Total</b>	<b>1701</b>	<b>1586</b>	<b>1545</b>	<b>1635</b>	<b>1775</b>

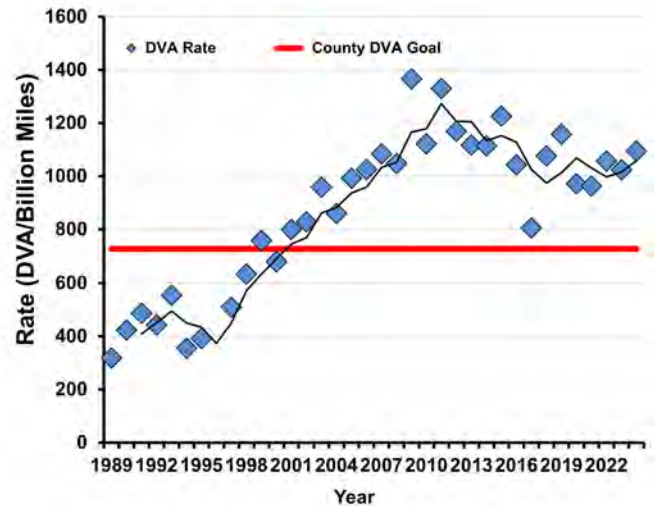
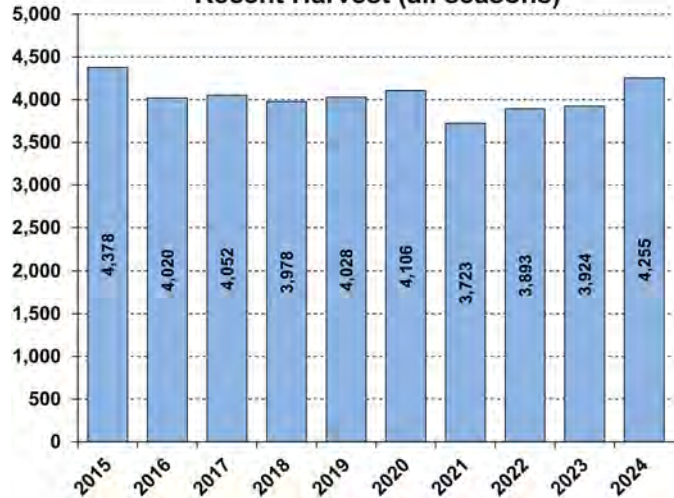
## Age/Sex Composition of Recent Harvest (%)

	2020	2021	2022	2023	2024
M - Adult	29.8	32.3	31.8	31.4	28.4
M - Yearling	13.3	15.1	13.7	15.2	14.0
M - Fawn	8.4	8.0	8.4	8.2	9.0
F - Adult	42.5	37.3	39.5	38.7	42.1
F - Fawn	6.0	7.3	6.6	6.5	6.5

M - Adult = 2.5 and older; F - Adult = 1.5 and older



Recent Harvest (all seasons)





# WHITE-TAILED DEER SUMMARY 2024-2025: GALLATIN COUNTY

Forest Wildlife Program, Illinois Department of Natural Resources



**County Size:** 328 square miles

**Year Opened to Deer Hunting:** 1957

**Record Harvest:** 1,091 (2009)

**Average Harvest (previous 10 years):** 766

**Total 2024-2025 Harvest (all seasons):** 765

**Permits issued/quota 2024-2025** (excludes landowner; archery and youth are statewide):

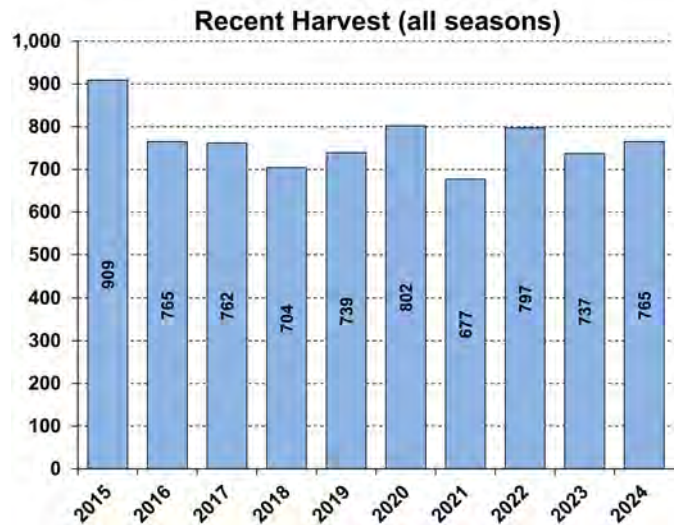
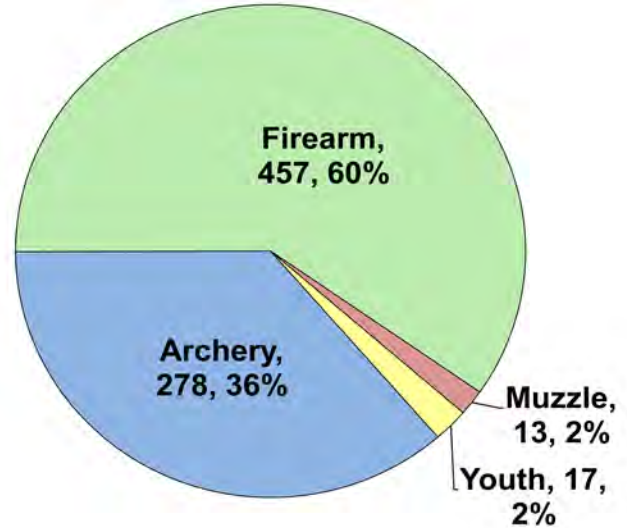
**Firearm:** 1336/1450 **Muzzle:** 136/150

**Chronic Wasting Disease Detected:** No

**Check Station Location:** N/A

**Late Winter/CWD Season in 2025-2026:** No. Deer Vehicle Accident (DVA) rates (accidents per billion miles driven) are used as an index of deer population size. Counties are closed to Late Winter/CWD season if DVA rates remain below goal, unless other factors (excessive crop damage and/or disease issues) are present.

**Last year in Late Winter/CWD:** Never



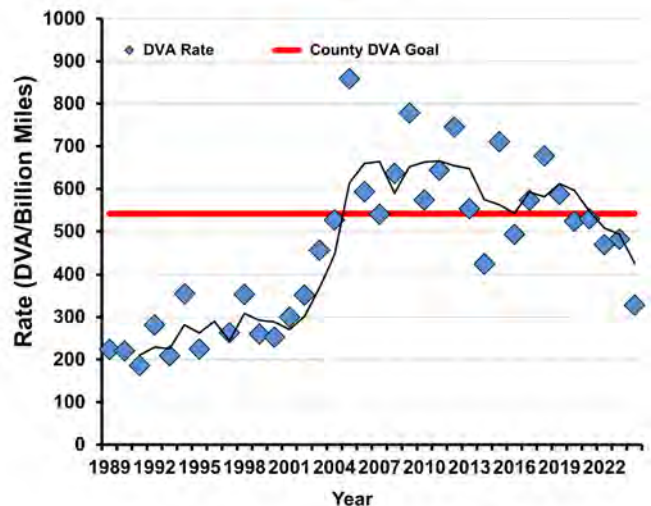
## Recent Archery Harvest by Bow Type

Type	2020	2021	2022	2023	2024
Compound	190	156	156	131	148
Crossbow	153	126	164	128	126
Traditional	6	4	6	3	4
<b>Total</b>	<b>349</b>	<b>286</b>	<b>326</b>	<b>262</b>	<b>278</b>

## Age/Sex Composition of Recent Harvest (%)

	2020	2021	2022	2023	2024
M - Adult	36.4	35.6	36.9	37.4	36.9
M - Yearling	15.6	16.7	16.6	17.2	18.3
M - Fawn	6.2	8.6	5.9	6.4	4.8
F - Adult	37.5	32.8	35.9	33.6	35.0
F - Fawn	4.2	6.4	4.8	5.3	5.0

M - Adult = 2.5 and older; F - Adult = 1.5 and older





# WHITE-TAILED DEER SUMMARY 2024-2025: GREENE COUNTY

Forest Wildlife Program, Illinois Department of Natural Resources



**County Size:** 548 square miles

**Year Opened to Deer Hunting:** 1960

**Record Harvest:** 3,241 (2004)

**Average Harvest (previous 10 years):** 2,017

**Total 2024-2025 Harvest (all seasons):** 2,244

**Permits issued/quota 2024-2025** (excludes landowner; archery and youth are statewide):

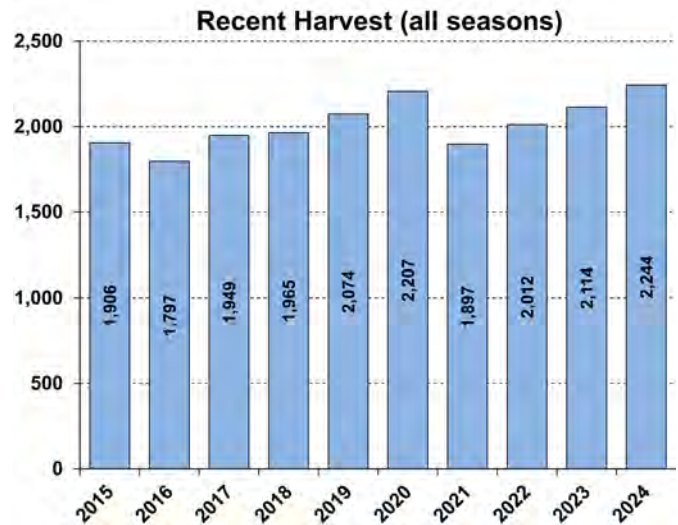
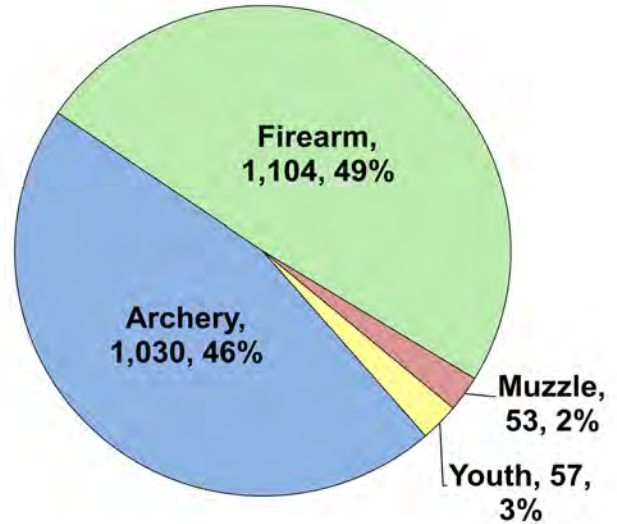
**Firearm:** 1750/1750 **Muzzle:** 275/275

**Chronic Wasting Disease Detected:** No

**Check Station Location:** N/A

**Late Winter/CWD Season in 2025-2026:** No. Deer Vehicle Accident (DVA) rates (accidents per billion miles driven) are used as an index of deer population size. Counties are closed to Late Winter/CWD season if DVA rates remain below goal, unless other factors (excessive crop damage and/or disease issues) are present.

**Last year in Late Winter/CWD:** 2013



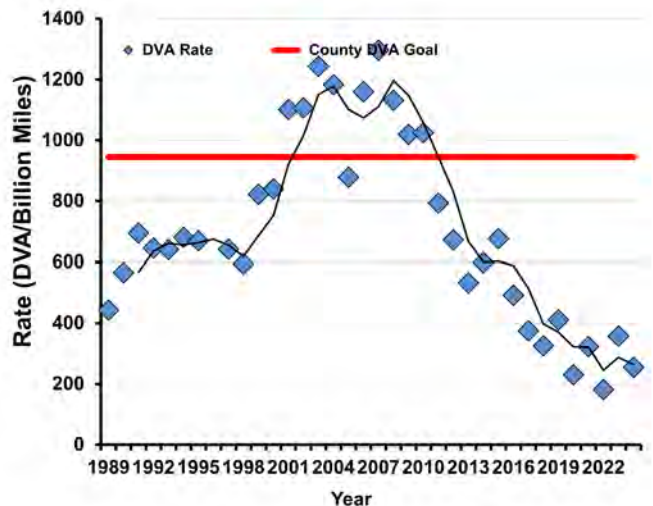
## Recent Archery Harvest by Bow Type

Type	2020	2021	2022	2023	2024
Compound	542	440	433	492	520
Crossbow	473	393	459	453	492
Traditional	15	10	8	10	18
<b>Total</b>	<b>1030</b>	<b>843</b>	<b>900</b>	<b>955</b>	<b>1030</b>

## Age/Sex Composition of Recent Harvest (%)

	2020	2021	2022	2023	2024
M - Adult	30.2	28.9	30.7	33.2	29.6
M - Yearling	11.9	11.6	12.2	13.1	12.8
M - Fawn	9.5	10.2	9.5	6.8	7.9
F - Adult	40.6	38.9	39.9	39.0	41.6
F - Fawn	7.8	10.4	7.7	8.0	8.1

M - Adult = 2.5 and older; F - Adult = 1.5 and older





# WHITE-TAILED DEER SUMMARY 2024-2025: GRUNDY COUNTY

Forest Wildlife Program, Illinois Department of Natural Resources



**County Size:** 430 square miles

**Year Opened to Deer Hunting:** 1966

**Record Harvest:** 1,157 (2007)

**Average Harvest (previous 10 years):** 714

**Total 2024-2025 Harvest (all seasons):** 753

**Permits issued/quota 2024-2025** (excludes landowner; archery and youth are statewide):

**Firearm:** 1113/1850 **Muzzle:** 132/475

**CWD:** 103

**Chronic Wasting Disease Detected:** Yes

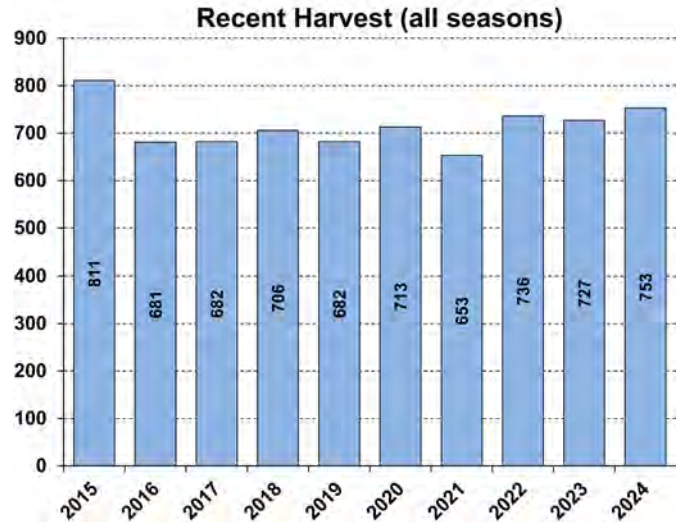
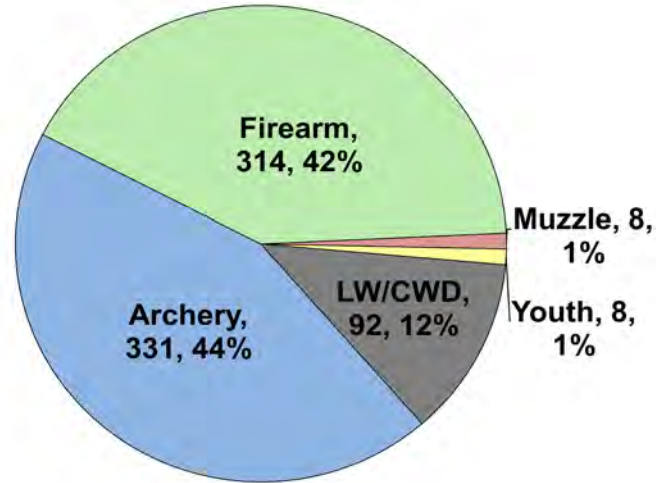
**Check Station Location:** Gebhard Woods SP

**CWD Season in 2025-2026:** Yes. CWD has and continues to be detected in this county. CWD season allows for extra hunter harvest to reduce deer density and disease transmission.

**Number tested for CWD in 2024-25:** 225

**CWD positive deer in 2024-25:** 74

**IDNR sharpshooting:** 0 deer were removed via sharpshooting. IDNR has modified it's CWD management strategy and will not be sharpshooting in Grundy County anymore.



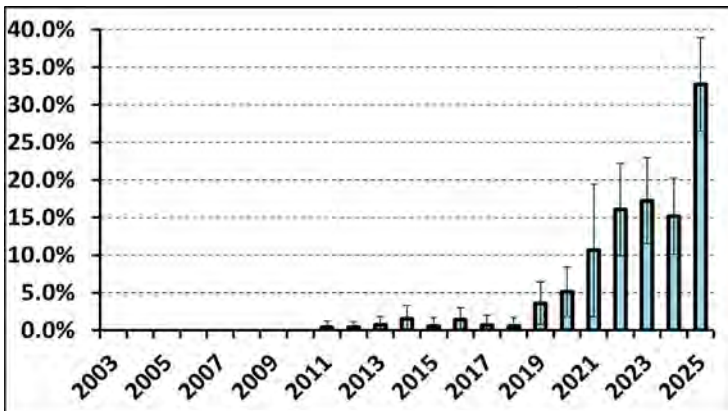
### Recent Archery Harvest by Bow Type

Type	2020	2021	2022	2023	2024
Compound	201	169	191	172	162
Crossbow	157	149	176	184	167
Traditional	7	1	4	1	2
<b>Total</b>	<b>365</b>	<b>319</b>	<b>371</b>	<b>357</b>	<b>331</b>

### Age/Sex Composition of Recent Harvest (%)

	2020	2021	2022	2023	2024
M - Adult	25.1	28.7	30.3	32.7	30.1
M - Yearling	20.1	22.6	16.8	21.2	16.1
M - Fawn	10.5	7.7	8.8	7.3	8.4
F - Adult	38.6	35.0	36.1	33.6	39.2
F - Fawn	5.8	6.0	7.9	5.2	6.2

M - Adult = 2.5 and older; F - Adult = 1.5 and older





# WHITE-TAILED DEER SUMMARY 2024-2025: HAMILTON COUNTY

Forest Wildlife Program, Illinois Department of Natural Resources



**County Size:** 436 square miles

**Year Opened to Deer Hunting:** 1961

**Record Harvest:** 2,646 (2024)

**Average Harvest (previous 10 years):** 2,189

**Total 2024-2025 Harvest (all seasons):** 2,646

**Permits issued/quota 2024-2025** (excludes landowner; archery and youth are statewide):

**Firearm:** 2400/2400 **Muzzle:** 350/350

**Late Winter:** 189

**Chronic Wasting Disease Detected:** No

**Check Station Location:** N/A

**Late Winter Season in 2025-2026:** Yes. Deer Vehicle Accident (DVA) rates (accidents per billion miles driven) are used as an index of deer population size. Counties remain or are added to Late Winter season if DVA rates are above goal, or other factors (excessive crop damage and/or disease issues) are present.

**Last year in Late Winter:** 2005 - Present

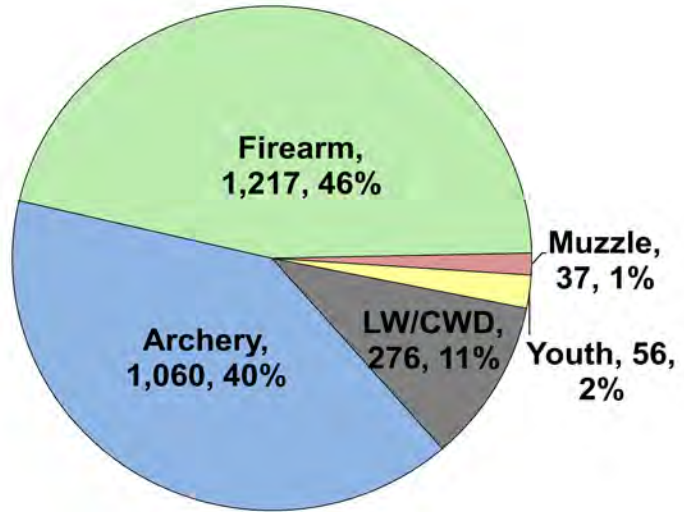
## Recent Archery Harvest by Bow Type

Type	2020	2021	2022	2023	2024
Compound	503	388	398	468	490
Crossbow	484	402	498	543	559
Traditional	18	12	12	13	11
<b>Total</b>	<b>1005</b>	<b>802</b>	<b>908</b>	<b>1024</b>	<b>1060</b>

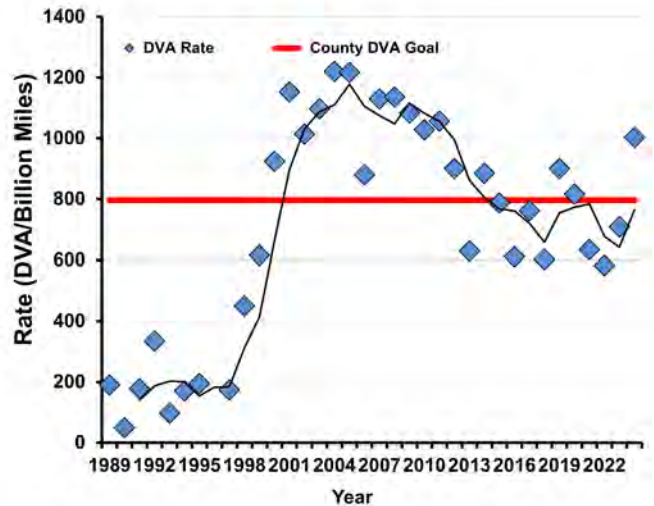
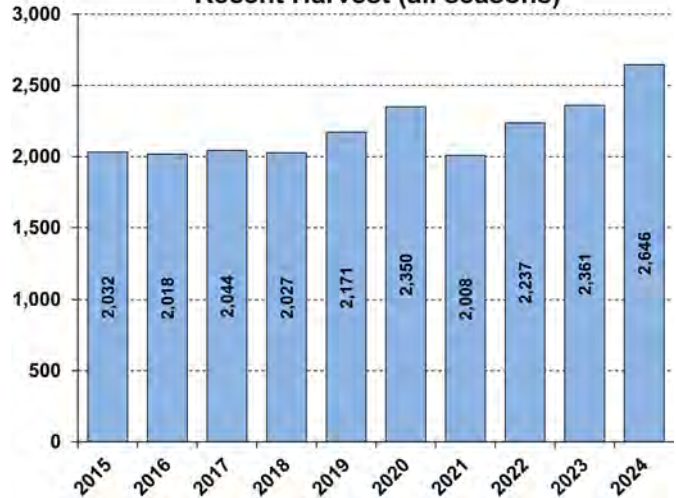
## Age/Sex Composition of Recent Harvest (%)

	2020	2021	2022	2023	2024
M - Adult	31.3	34.9	31.5	35.2	30.4
M - Yearling	14.9	14.2	14.2	13.8	14.9
M - Fawn	6.1	6.2	6.7	5.8	6.0
F - Adult	41.0	38.4	41.8	39.6	42.4
F - Fawn	6.8	6.2	5.8	5.6	6.2

M - Adult = 2.5 and older; F - Adult = 1.5 and older



Recent Harvest (all seasons)





# WHITE-TAILED DEER SUMMARY 2024-2025: HANCOCK COUNTY

Forest Wildlife Program, Illinois Department of Natural Resources



**County Size:** 816 square miles

**Year Opened to Deer Hunting:** 1957

**Record Harvest:** 3,661 (2008)

**Average Harvest (previous 10 years):** 2,801

**Total 2024-2025 Harvest (all seasons):** 3,098

**Permits issued/quota 2024-2025** (excludes landowner; archery and youth are statewide):

**Firearm:** 4187/4200 **Muzzle:** 601/665

**Late Winter:** 68

**Chronic Wasting Disease Detected:** No

**Check Station Location:** N/A

**Late Winter Season in 2025-2026:** Yes. Deer Vehicle Accident (DVA) rates (accidents per billion miles driven) are used as an index of deer population size. Counties remain or are added to Late Winter season if DVA rates are above goal, or other factors (excessive crop damage and/or disease issues) are present.

**Last year in Late Winter:** 2022 - Present

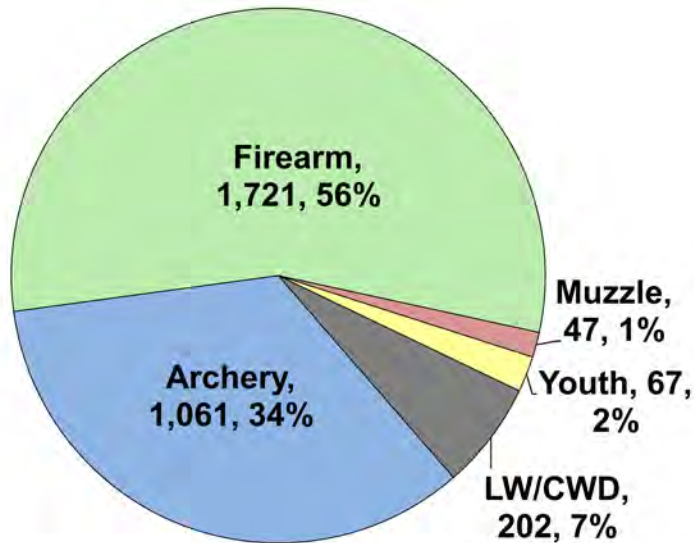
## Recent Archery Harvest by Bow Type

Type	2020	2021	2022	2023	2024
Compound	499	479	461	459	491
Crossbow	560	530	556	542	558
Traditional	17	11	9	10	12
<b>Total</b>	<b>1076</b>	<b>1020</b>	<b>1026</b>	<b>1011</b>	<b>1061</b>

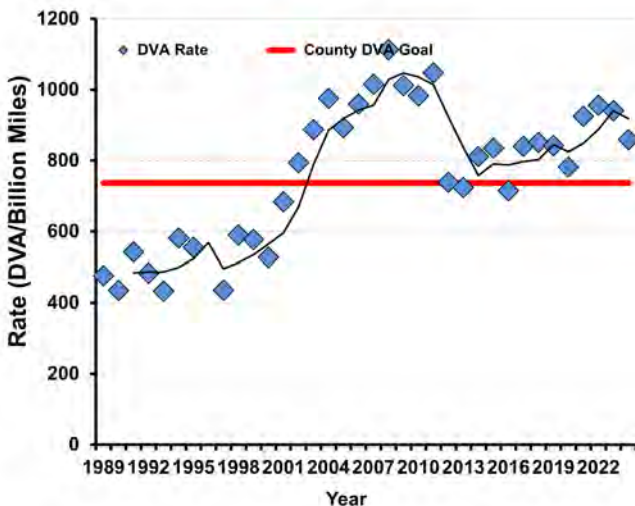
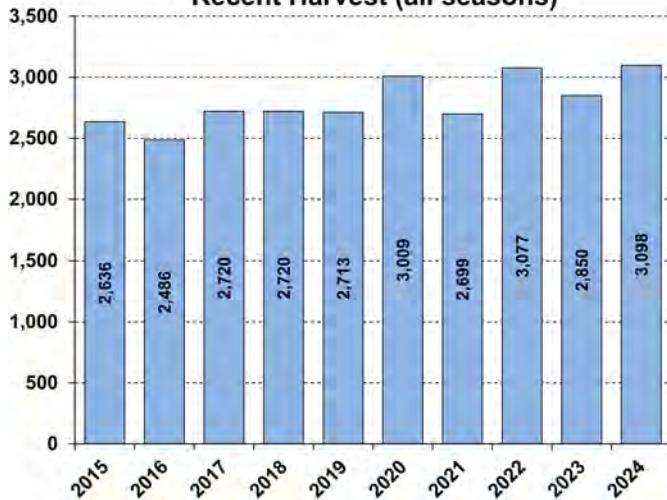
## Age/Sex Composition of Recent Harvest (%)

	2020	2021	2022	2023	2024
M - Adult	28.9	31.4	29.9	32.7	26.0
M - Yearling	13.1	14.3	12.0	12.2	12.6
M - Fawn	9.7	8.9	8.7	10.5	9.5
F - Adult	39.2	37.9	40.4	36.6	43.8
F - Fawn	9.1	7.5	9.1	8.1	8.1

M - Adult = 2.5 and older; F - Adult = 1.5 and older



Recent Harvest (all seasons)





# WHITE-TAILED DEER SUMMARY 2024-2025: HARDIN COUNTY

Forest Wildlife Program, Illinois Department of Natural Resources



**County Size:** 181 square miles

**Year Opened to Deer Hunting:** 1957

**Record Harvest:** 1,667 (2011)

**Average Harvest (previous 10 years):** 1,268

**Total 2024-2025 Harvest (all seasons):** 977

**Permits issued/quota 2024-2025** (excludes landowner; archery and youth are statewide):

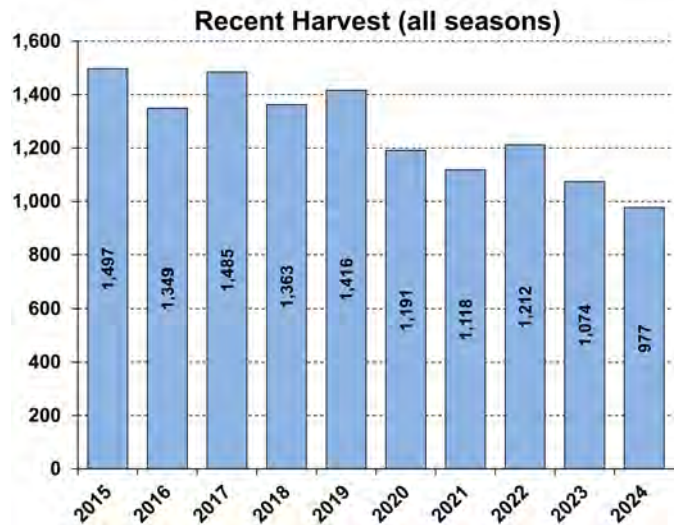
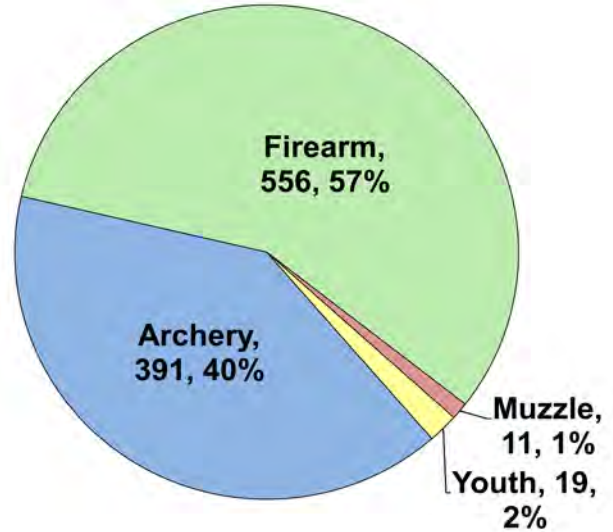
**Firearm:** 1997/2000 **Muzzle:** 190/235

**Chronic Wasting Disease Detected:** No

**Check Station Location:** N/A

**Late Winter/CWD Season in 2025-2026:** No. Deer Vehicle Accident (DVA) rates (accidents per billion miles driven) are used as an index of deer population size. Counties are closed to Late Winter/CWD season if DVA rates remain below goal, unless other factors (excessive crop damage and/or disease issues) are present.

**Last year in Late Winter/CWD:** Never



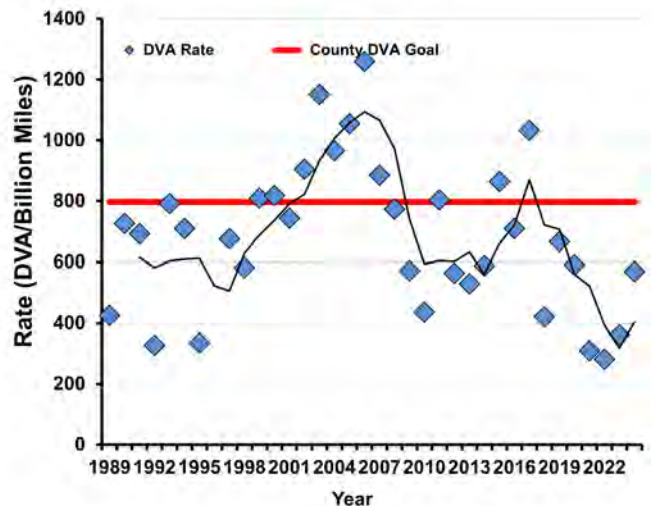
## Recent Archery Harvest by Bow Type

Type	2020	2021	2022	2023	2024
Compound	189	183	182	182	164
Crossbow	262	222	241	210	225
Traditional	6	3	9	5	2
<b>Total</b>	<b>457</b>	<b>408</b>	<b>432</b>	<b>397</b>	<b>391</b>

## Age/Sex Composition of Recent Harvest (%)

	2020	2021	2022	2023	2024
M - Adult	26.1	24.9	22.7	25.8	25.8
M - Yearling	19.1	21.2	22.7	23.1	22.1
M - Fawn	7.6	9.7	10.7	9.1	8.1
F - Adult	40.3	36.2	38.9	37.3	36.5
F - Fawn	7.0	8.0	5.0	4.7	7.5

M - Adult = 2.5 and older; F - Adult = 1.5 and older





# WHITE-TAILED DEER SUMMARY 2024-2025: HENDERSON COUNTY

Forest Wildlife Program, Illinois Department of Natural Resources



**County Size:** 397 square miles

**Year Opened to Deer Hunting:** 1957

**Record Harvest:** 1,247 (2005)

**Average Harvest (previous 10 years):** 901

**Total 2024-2025 Harvest (all seasons):** 1,015

**Permits issued/quota 2024-2025** (excludes landowner; archery and youth are statewide):

**Firearm:** 1348/1350 **Muzzle:** 177/210

**Late Winter:** 29

**Chronic Wasting Disease Detected:** No

**Check Station Location:** N/A

**Late Winter Season in 2025-2026:** Yes. Deer Vehicle Accident (DVA) rates (accidents per billion miles driven) are used as an index of deer population size. Counties remain or are added to Late Winter season if DVA rates are above goal, or other factors (excessive crop damage and/or disease issues) are present.

**Last year in Late Winter:** 2007 - Present

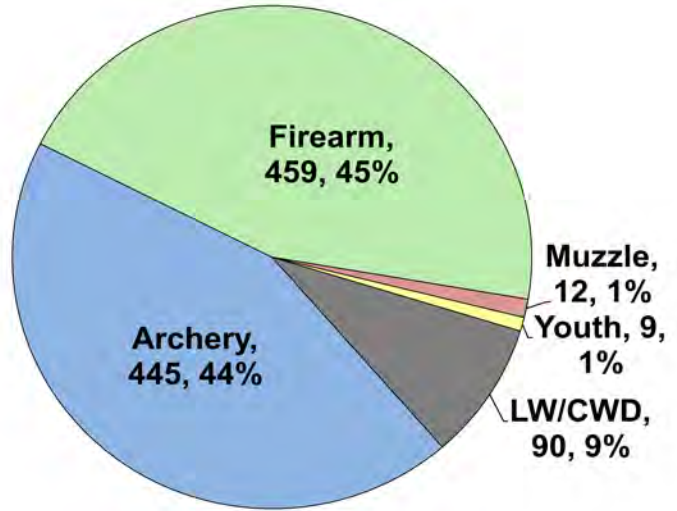
## Recent Archery Harvest by Bow Type

Type	2020	2021	2022	2023	2024
Compound	206	184	165	196	214
Crossbow	196	199	194	203	214
Traditional	7	4	6	4	17
<b>Total</b>	<b>409</b>	<b>387</b>	<b>365</b>	<b>403</b>	<b>445</b>

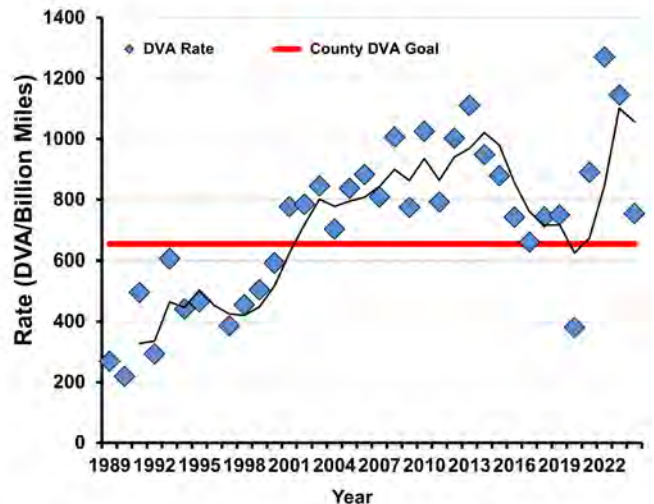
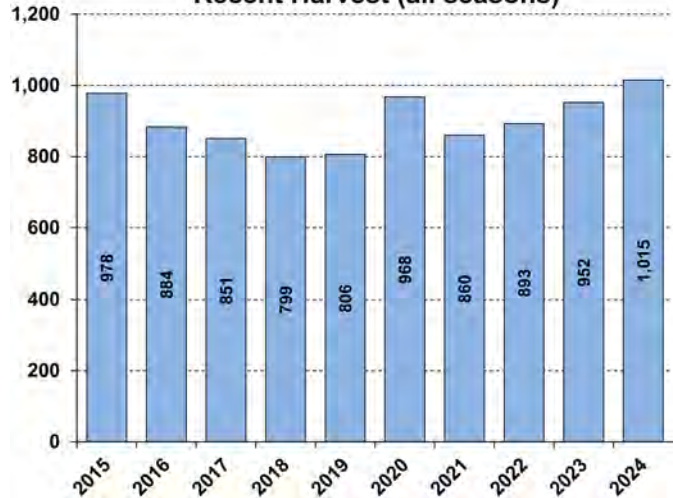
## Age/Sex Composition of Recent Harvest (%)

	2020	2021	2022	2023	2024
M - Adult	28.8	32.3	33.5	34.1	31.2
M - Yearling	17.5	15.1	14.9	16.5	18.0
M - Fawn	7.5	9.1	7.8	8.6	7.7
F - Adult	39.0	36.2	38.0	33.5	37.5
F - Fawn	7.1	7.3	5.8	7.2	5.6

M - Adult = 2.5 and older; F - Adult = 1.5 and older



## Recent Harvest (all seasons)





# WHITE-TAILED DEER SUMMARY 2024-2025: HENRY COUNTY

Forest Wildlife Program, Illinois Department of Natural Resources



**County Size:** 826 square miles

**Year Opened to Deer Hunting:** 1962

**Record Harvest:** 1,634 (2007)

**Average Harvest (previous 10 years):** 1,064

**Total 2024-2025 Harvest (all seasons):** 1,132

**Permits issued/quota 2024-2025** (excludes landowner; archery and youth are statewide):

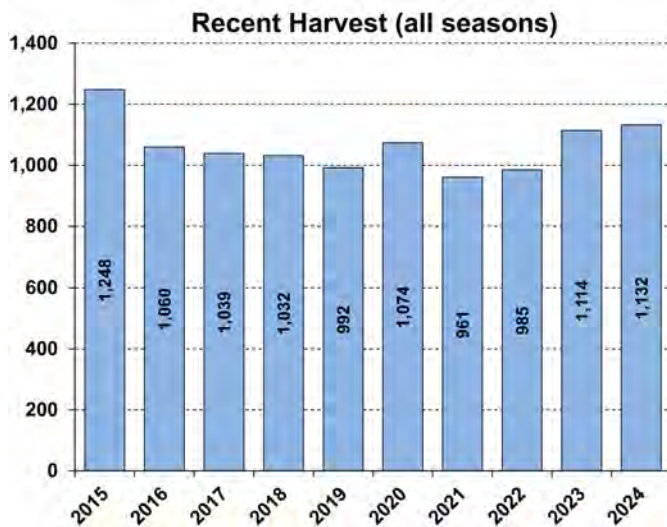
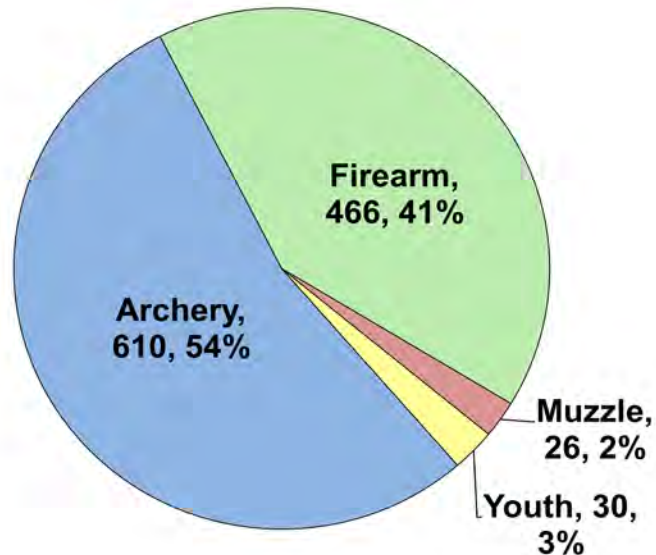
**Firearm:** 1100/1200 **Muzzle:** 375/375

**Chronic Wasting Disease Detected:** No

**Check Station Location:** N/A

**Late Winter/CWD Season in 2025-2026:** No. Deer Vehicle Accident (DVA) rates (accidents per billion miles driven) are used as an index of deer population size. Counties are closed to Late Winter/CWD season if DVA rates remain below goal, unless other factors (excessive crop damage and/or disease issues) are present.

**Last year in Late Winter/CWD:** 2012



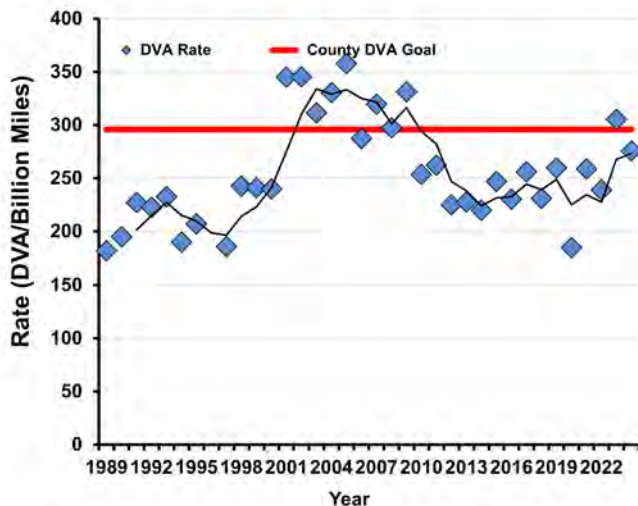
## Recent Archery Harvest by Bow Type

Type	2020	2021	2022	2023	2024
Compound	267	210	195	230	238
Crossbow	309	299	308	362	364
Traditional	4	5	4	2	8
<b>Total</b>	<b>580</b>	<b>514</b>	<b>507</b>	<b>594</b>	<b>610</b>

## Age/Sex Composition of Recent Harvest (%)

	2020	2021	2022	2023	2024
M - Adult	31.2	28.3	31.0	36.1	33.6
M - Yearling	15.6	20.1	19.9	18.9	18.2
M - Fawn	8.4	9.5	8.8	6.2	6.5
F - Adult	38.9	35.8	34.0	33.2	35.9
F - Fawn	5.9	6.3	6.3	5.7	5.7

M - Adult = 2.5 and older; F - Adult = 1.5 and older





# WHITE-TAILED DEER SUMMARY 2024-2025: IROQUOIS COUNTY

Forest Wildlife Program, Illinois Department of Natural Resources



**County Size:** 1,119 square miles

**Year Opened to Deer Hunting:** 1974

**Record Harvest:** 1,368 (2012)

**Average Harvest (previous 10 years):** 991

**Total 2024-2025 Harvest (all seasons):** 1,226

**Permits issued/quota 2024-2025** (excludes landowner; archery and youth are statewide):

**Firearm:** 1300/1300 **Muzzle:** 400/400

**Chronic Wasting Disease Detected:** No

**Check Station Location:** N/A

**Late Winter/CWD Season in 2025-2026:** No. Deer Vehicle Accident (DVA) rates (accidents per billion miles driven) are used as an index of deer population size. Counties are closed to Late Winter/CWD season if DVA rates remain below goal, unless other factors (excessive crop damage and/or disease issues) are present.

**Last year in Late Winter/CWD:** Never

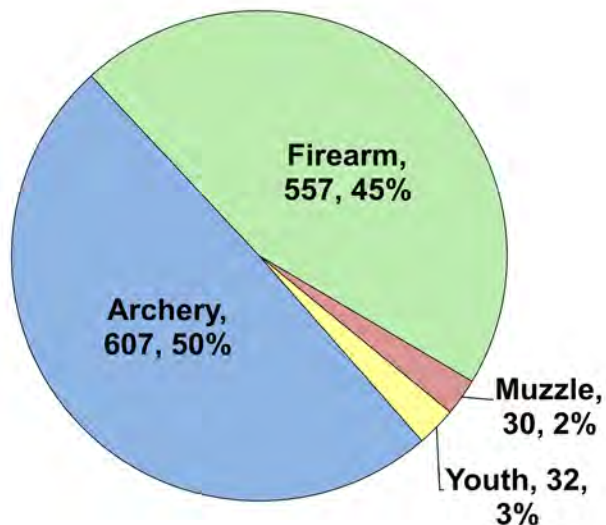
## Recent Archery Harvest by Bow Type

Type	2020	2021	2022	2023	2024
Compound	228	150	215	190	216
Crossbow	307	280	324	304	390
Traditional	2	4	2	2	1
<b>Total</b>	<b>537</b>	<b>434</b>	<b>541</b>	<b>496</b>	<b>607</b>

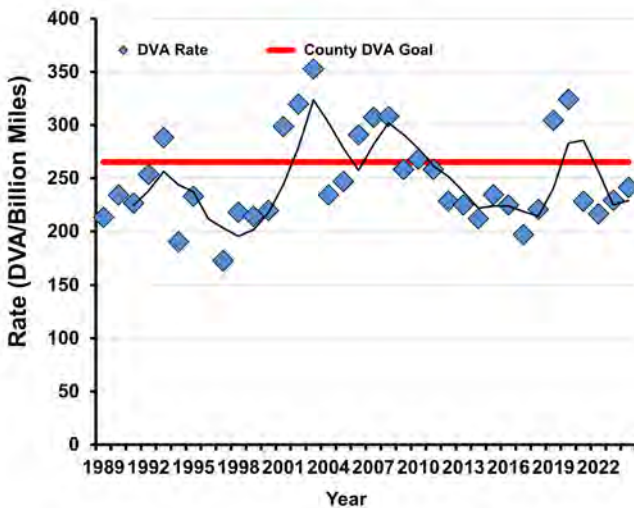
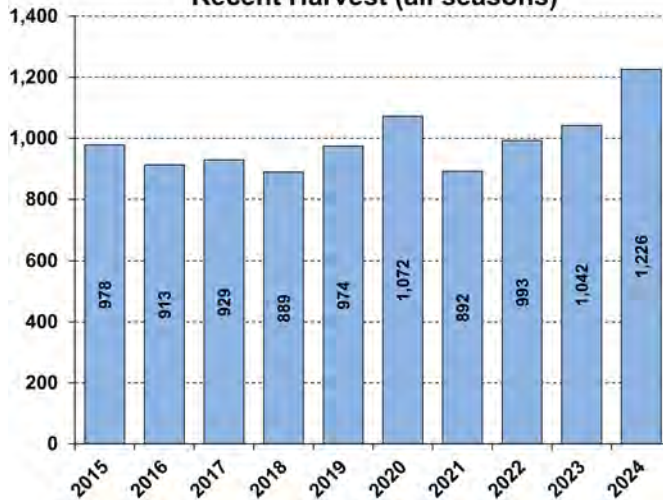
## Age/Sex Composition of Recent Harvest (%)

	2020	2021	2022	2023	2024
M - Adult	36.9	38.1	35.3	40.3	36.1
M - Yearling	20.7	20.5	20.7	19.4	16.2
M - Fawn	6.6	7.1	6.7	6.2	6.4
F - Adult	30.9	28.8	32.6	30.1	35.4
F - Fawn	4.9	5.5	4.5	3.9	5.8

M - Adult = 2.5 and older; F - Adult = 1.5 and older



Recent Harvest (all seasons)





# WHITE-TAILED DEER SUMMARY 2024-2025: JACKSON COUNTY

Forest Wildlife Program, Illinois Department of Natural Resources



**County Size:** 606 square miles

**Year Opened to Deer Hunting:** 1957

**Record Harvest:** 3,710 (2018)

**Average Harvest (previous 10 years):** 3,456

**Total 2024-2025 Harvest (all seasons):** 3,403

**Permits issued/quota 2024-2025** (excludes landowner; archery and youth are statewide):

**Firearm:** 5400/5400 **Muzzle:** 486/590

**Chronic Wasting Disease Detected:** No

**Check Station Location:** N/A

**Late Winter/CWD Season in 2025-2026:** No. Deer Vehicle Accident (DVA) rates (accidents per billion miles driven) are used as an index of deer population size. Counties are closed to Late Winter/CWD season if DVA rates remain below goal, unless other factors (excessive crop damage and/or disease issues) are present.

**Last year in Late Winter/CWD:** 2009

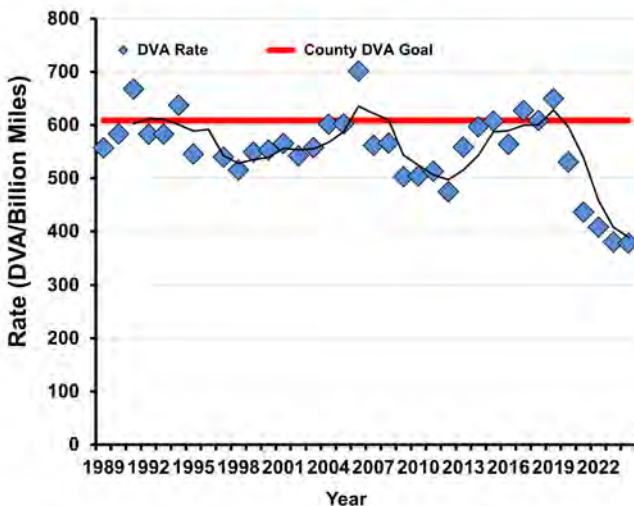
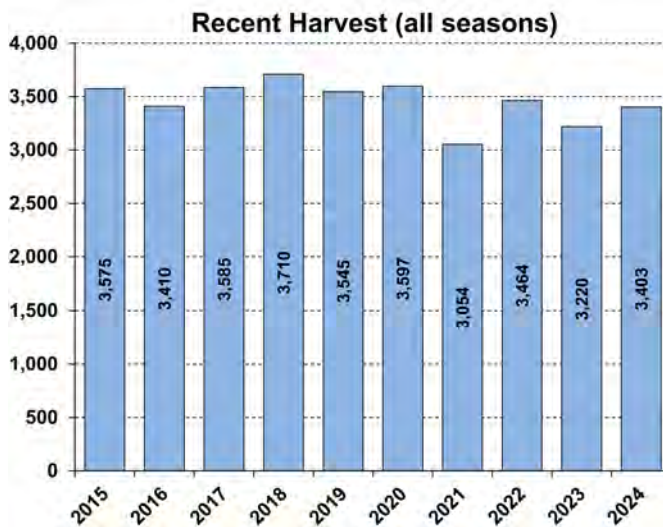
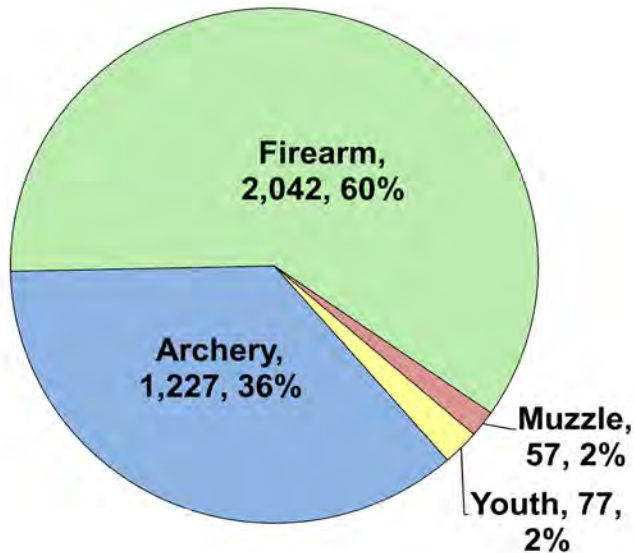
## Recent Archery Harvest by Bow Type

Type	2020	2021	2022	2023	2024
Compound	499	479	461	459	491
Crossbow	560	530	556	542	558
Traditional	17	11	9	10	12
<b>Total</b>	<b>1076</b>	<b>1020</b>	<b>1026</b>	<b>1011</b>	<b>1061</b>

## Age/Sex Composition of Recent Harvest (%)

	2020	2021	2022	2023	2024
M - Adult	28.9	31.4	29.9	32.7	26.0
M - Yearling	13.1	14.3	12.0	12.2	12.6
M - Fawn	9.7	8.9	8.7	10.5	9.5
F - Adult	39.2	37.9	40.4	36.6	43.8
F - Fawn	9.1	7.5	9.1	8.1	8.1

M - Adult = 2.5 and older; F - Adult = 1.5 and older





# WHITE-TAILED DEER SUMMARY 2024-2025: JASPER COUNTY

Forest Wildlife Program, Illinois Department of Natural Resources



**County Size:** 498 square miles

**Year Opened to Deer Hunting:** 1971

**Record Harvest:** 2,322 (2007)

**Average Harvest (previous 10 years):** 1,875

**Total 2024-2025 Harvest (all seasons):** 2,253

**Permits issued/quota 2024-2025** (excludes landowner; archery and youth are statewide):

**Firearm:** 1998/2000 **Muzzle:** 275/275

**Late Winter:**

**Chronic Wasting Disease Detected:** No

**Check Station Location:** N/A

**Late Winter/CWD Season in 2025-2026:** Yes. Deer Vehicle Accident (DVA) rates (accidents per billion miles driven) are used as an index of deer population size. Counties remain or are added to Late Winter season if DVA rates are above goal, or other factors (excessive crop damage and/or disease issues) are present.

**Last year in Late Winter:** 2025 - Present

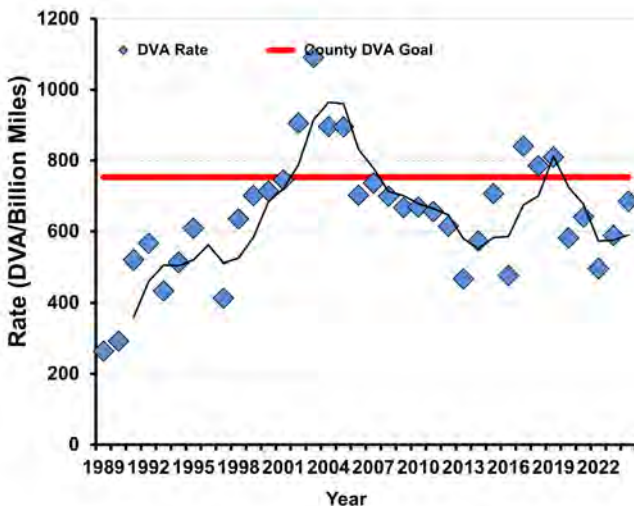
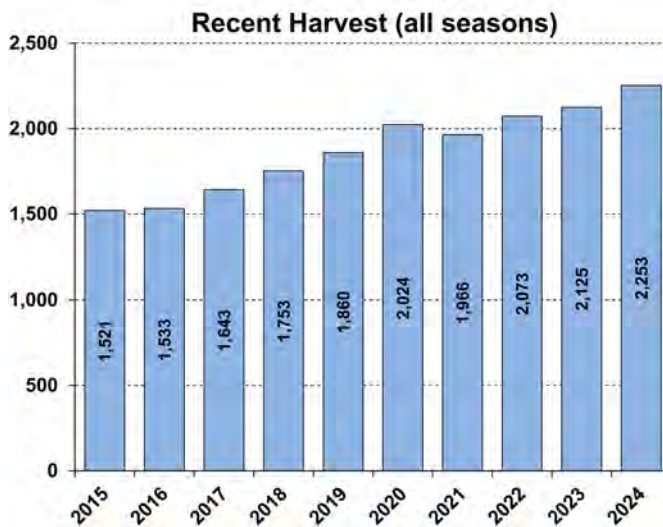
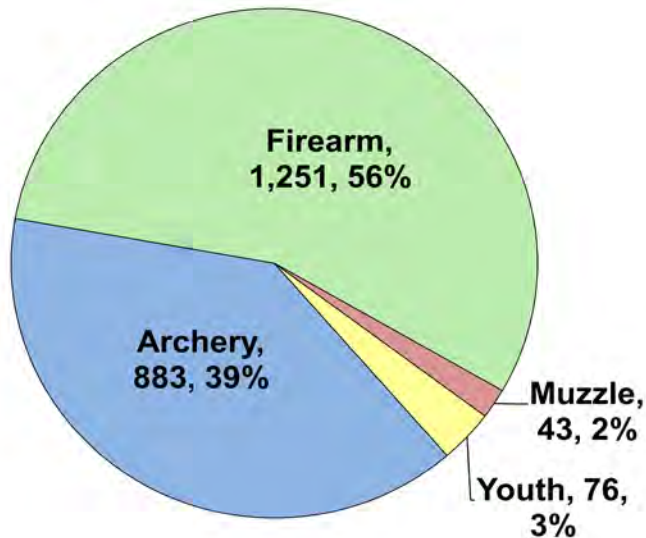
## Recent Archery Harvest by Bow Type

Type	2020	2021	2022	2023	2024
Compound	513	453	405	435	496
Crossbow	333	405	409	461	376
Traditional	11	8	7	8	11
<b>Total</b>	<b>857</b>	<b>866</b>	<b>821</b>	<b>904</b>	<b>883</b>

## Age/Sex Composition of Recent Harvest (%)

	2020	2021	2022	2023	2024
M - Adult	26.7	27.3	26.7	28.5	27.9
M - Yearling	16.9	16.4	16.0	15.4	14.4
M - Fawn	9.8	11.2	10.9	9.2	10.1
F - Adult	37.1	37.6	36.9	38.4	38.8
F - Fawn	9.5	7.5	9.6	8.5	8.8

M - Adult = 2.5 and older; F - Adult = 1.5 and older





# WHITE-TAILED DEER SUMMARY 2024-2025: JEFFERSON COUNTY

Forest Wildlife Program, Illinois Department of Natural Resources



**County Size:** 584 square miles

**Year Opened to Deer Hunting:** 1963

**Record Harvest:** 4,903 (2007)

**Average Harvest (previous 10 years):** 3,862

**Total 2024-2025 Harvest (all seasons):** 4,834

**Permits issued/quota 2024-2025** (excludes landowner; archery and youth are statewide):

**Firearm:** 3600/3600 **Muzzle:** 600/600

**Late Winter:** 431

**Chronic Wasting Disease Detected:** No

**Check Station Location:** N/A

**Late Winter/CWD Season in 2025-2026:** Yes. Deer Vehicle Accident (DVA) rates (accidents per billion miles driven) are used as an index of deer population size. Counties remain or are added to Late Winter season if DVA rates are above goal, or other factors (excessive crop damage and/or disease issues) are present.

**Last year in Late Winter/CWD:** 2024-Present

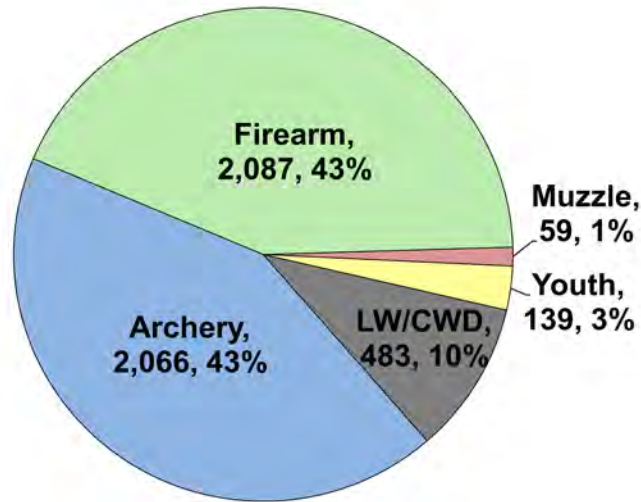
## Recent Archery Harvest by Bow Type

Type	2020	2021	2022	2023	2024
Compound	970	856	911	978	961
Crossbow	948	970	1003	1088	1089
Traditional	23	7	18	18	16
<b>Total</b>	<b>1941</b>	<b>1833</b>	<b>1932</b>	<b>2084</b>	<b>2066</b>

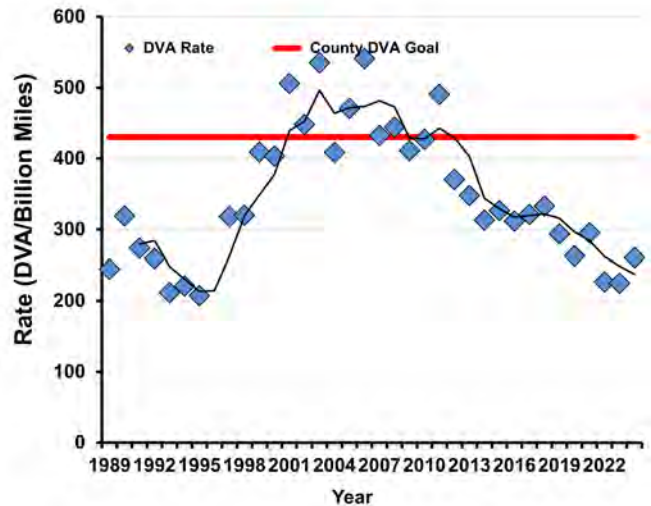
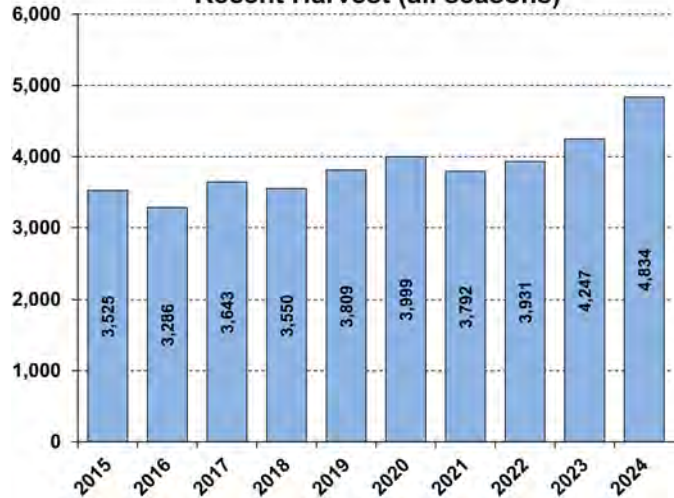
## Age/Sex Composition of Recent Harvest (%)

	2020	2021	2022	2023	2024
M - Adult	29.1	30.6	31.3	34.0	29.4
M - Yearling	16.4	16.4	15.8	17.2	16.1
M - Fawn	8.0	8.1	7.8	6.8	6.7
F - Adult	39.9	38.1	39.0	36.5	42.2
F - Fawn	6.6	6.8	6.1	5.4	5.7

M - Adult = 2.5 and older; F - Adult = 1.5 and older



## Recent Harvest (all seasons)





# WHITE-TAILED DEER SUMMARY 2024-2025: JERSEY COUNTY

Forest Wildlife Program, Illinois Department of Natural Resources



**County Size:** 378 square miles

**Year Opened to Deer Hunting:** 1960

**Record Harvest:** 2,150 (2006)

**Average Harvest (previous 10 years):** 1,285

**Total 2024-2025 Harvest (all seasons):** 1,443

**Permits issued/quota 2024-2025** (excludes landowner; archery and youth are statewide):

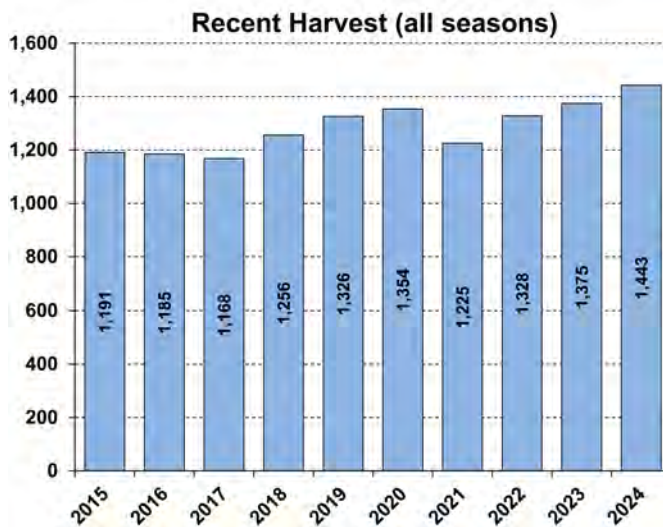
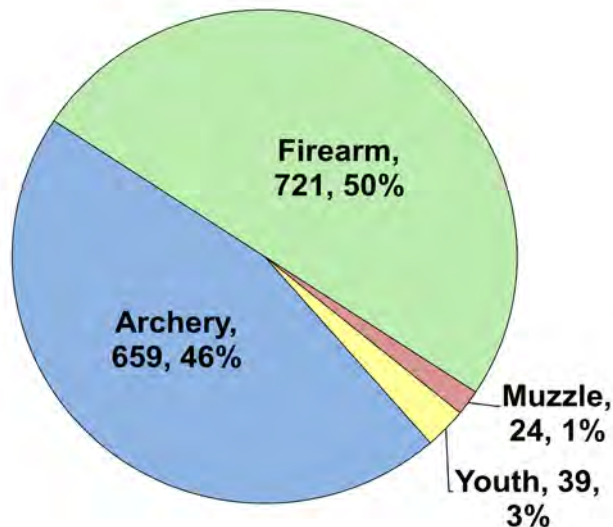
**Firearm:** 1950/1950 **Muzzle:** 300/300

**Chronic Wasting Disease Detected:** No

**Check Station Location:** N/A

**Late Winter/CWD Season in 2025-2026:** No. Deer Vehicle Accident (DVA) rates (accidents per billion miles driven) are used as an index of deer population size. Counties are closed to Late Winter/CWD season if DVA rates remain below goal, unless other factors (excessive crop damage and/or disease issues) are present.

**Last year in Late Winter/CWD:** 2014



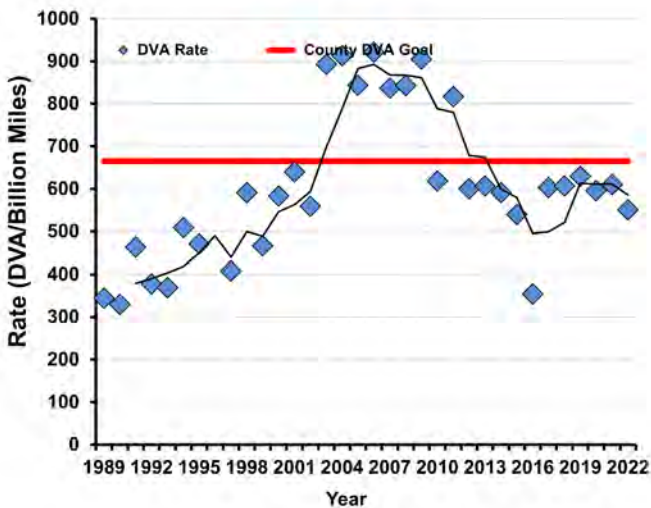
## Recent Archery Harvest by Bow Type

Type	2020	2021	2022	2023	2024
Compound	348	305	322	307	296
Crossbow	309	291	303	346	357
Traditional	12	9	8	12	6
<b>Total</b>	<b>669</b>	<b>605</b>	<b>633</b>	<b>665</b>	<b>659</b>

## Age/Sex Composition of Recent Harvest (%)

	2020	2021	2022	2023	2024
M - Adult	29.3	32.9	31.5	31.8	29.4
M - Yearling	16.5	15.9	16.5	16.0	15.1
M - Fawn	7.8	9.0	7.1	8.8	7.7
F - Adult	40.8	35.9	38.6	38.0	41.0
F - Fawn	5.5	6.3	6.3	5.5	6.9

M - Adult = 2.5 and older; F - Adult = 1.5 and older





# WHITE-TAILED DEER SUMMARY 2024-2025: JODAVIESS COUNTY

Forest Wildlife Program, Illinois Department of Natural Resources



**County Size:** 619 square miles

**Year Opened to Deer Hunting:** 1957

**Record Harvest:** 4,364 (2012)

**Average Harvest (previous 10 years):** 3,082

**Total 2024-2025 Harvest (all seasons):** 2,675

**Permits issued/quota 2024-2025** (excludes landowner; archery and youth are statewide):

**Firearm:** 4925/7000 **Muzzle:** 489/1300

**CWD:** 240

**Chronic Wasting Disease Detected:** Yes

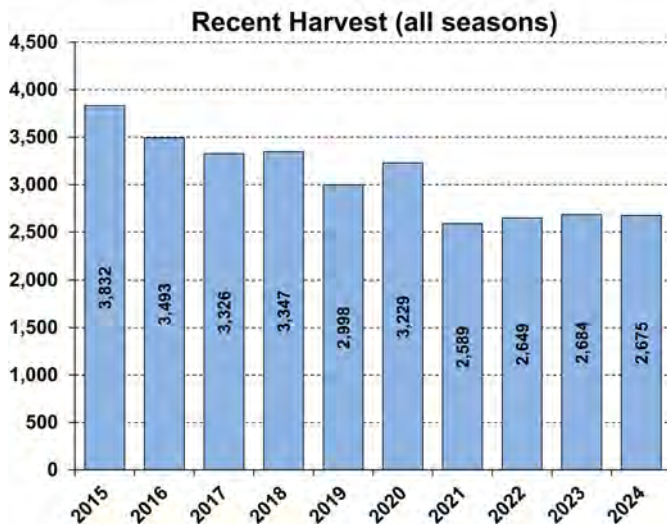
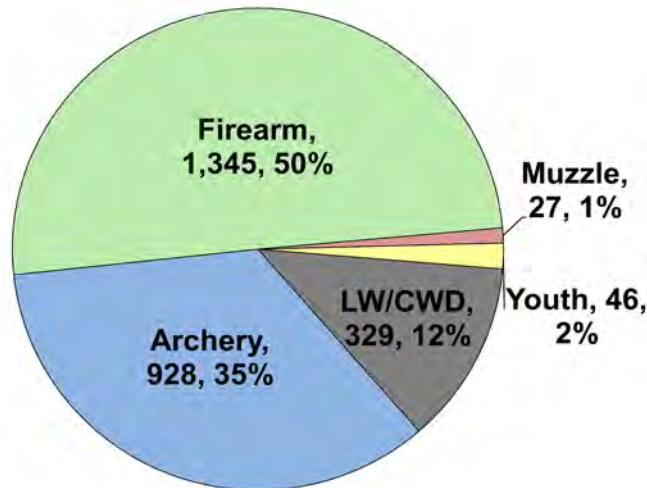
**Check Station Loc.:** Elizabeth Community Bld.

**CWD Season in 2025-2026:** Yes. CWD has and continues to be detected in this county. CWD season allows for extra hunter harvest to reduce deer density and disease transmission.

**Number tested for CWD in 2024-25:** 1,705

**CWD positive deer in 2024-25:** 134

**IDNR sharpshooting:** 350 deer were removed via sharpshooting which is used to supplement hunter harvest, allows localized deer reductions in known CWD positive areas to reduce transmission rates and environmental contamination.



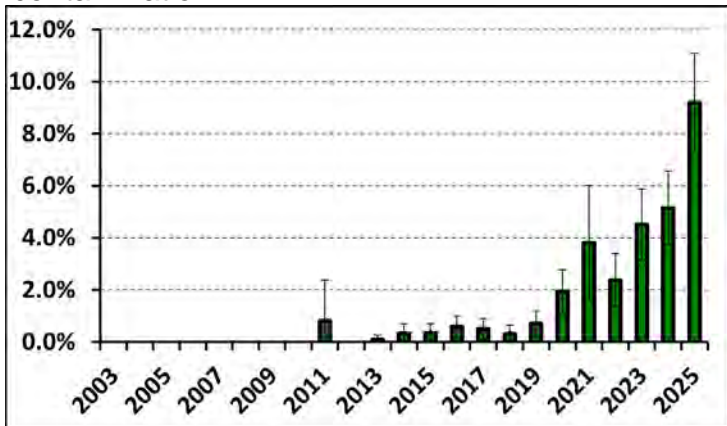
### Recent Archery Harvest by Bow Type

Type	2020	2021	2022	2023	2024
Compound	585	466	439	452	410
Crossbow	610	506	502	514	512
Traditional	15	10	12	6	6
<b>Total</b>	<b>1210</b>	<b>982</b>	<b>953</b>	<b>972</b>	<b>928</b>

### Age/Sex Composition of Recent Harvest (%)

	2020	2021	2022	2023	2024
M - Adult	26.5	32.7	30.4	32.2	28.8
M - Yearling	18.1	14.7	15.5	16.6	15.6
M - Fawn	8.4	7.7	10.1	7.8	9.7
F - Adult	41.9	38.1	37.4	37.3	38.5
F - Fawn	5.2	6.8	6.6	6.1	7.5

M - Adult = 2.5 and older; F - Adult = 1.5 and older





# WHITE-TAILED DEER SUMMARY 2024-2025: JOHNSON COUNTY

Forest Wildlife Program, Illinois Department of Natural Resources



**County Size:** 349 square miles

**Year Opened to Deer Hunting:** 1957

**Record Harvest:** 2,997 (1995)

**Average Harvest (previous 10 years):** 2,225

**Total 2024-2025 Harvest (all seasons):** 2,015

**Permits issued/quota 2024-2025** (excludes landowner; archery and youth are statewide):

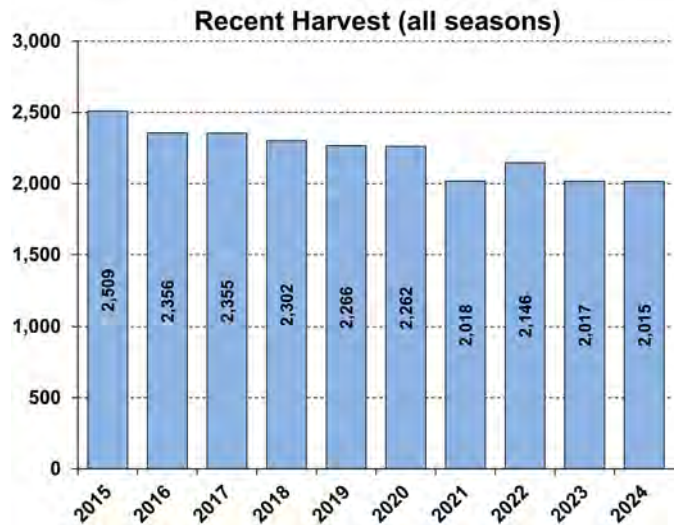
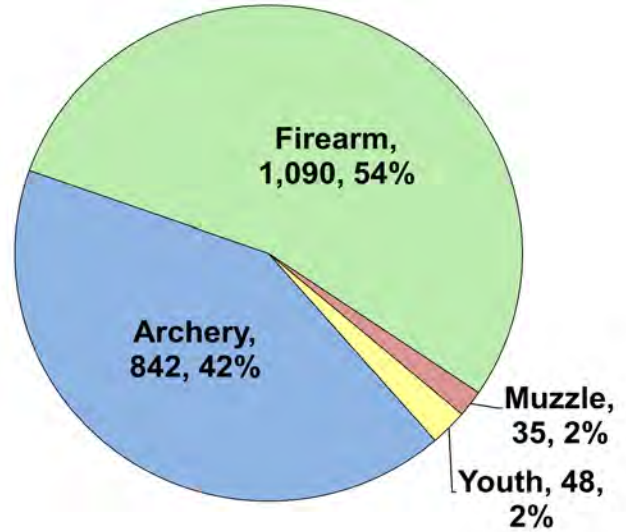
**Firearm:** 3000/3000 **Muzzle:** 417/450

**Chronic Wasting Disease Detected:** No

**Check Station Location:** N/A

**Late Winter/CWD Season in 2025-2026:** No. Deer Vehicle Accident (DVA) rates (accidents per billion miles driven) are used as an index of deer population size. Counties are closed to Late Winter/CWD season if DVA rates remain below goal, unless other factors (excessive crop damage and/or disease issues) are present.

**Last year in Late Winter/CWD:** 2012



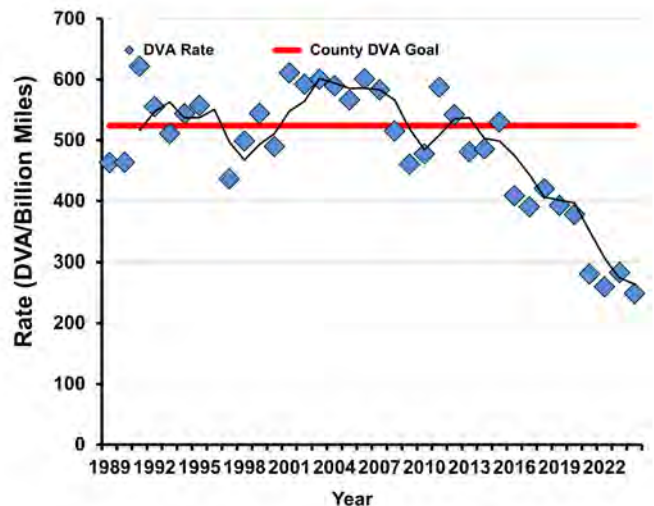
## Recent Archery Harvest by Bow Type

Type	2020	2021	2022	2023	2024
Compound	398	395	380	363	354
Crossbow	458	392	468	477	478
Traditional	12	9	9	9	10
<b>Total</b>	<b>868</b>	<b>796</b>	<b>857</b>	<b>849</b>	<b>842</b>

## Age/Sex Composition of Recent Harvest (%)

	2020	2021	2022	2023	2024
M - Adult	28.7	29.0	26.5	27.0	28.6
M - Yearling	20.6	18.8	19.2	21.7	20.0
M - Fawn	6.2	7.9	7.6	6.6	7.0
F - Adult	39.5	37.7	40.4	38.7	39.6
F - Fawn	5.0	6.6	6.3	5.9	4.8

M - Adult = 2.5 and older; F - Adult = 1.5 and older





# WHITE-TAILED DEER SUMMARY 2024-2025: KANE COUNTY

Forest Wildlife Program, Illinois Department of Natural Resources



**County Size:** 524 square miles

**Year Opened to Deer Hunting:** 1964

**Record Harvest:** 559 (2004)

**Average Harvest (previous 10 years):** 370

**Total 2024-2025 Harvest (all seasons):** 395

**Permits issued/quota 2024-2025** (excludes landowner; archery and youth are statewide):

**Firearm:** 262/525 **Muzzle:** 27/200

**CWD:** 19

**Chronic Wasting Disease Detected:** Yes

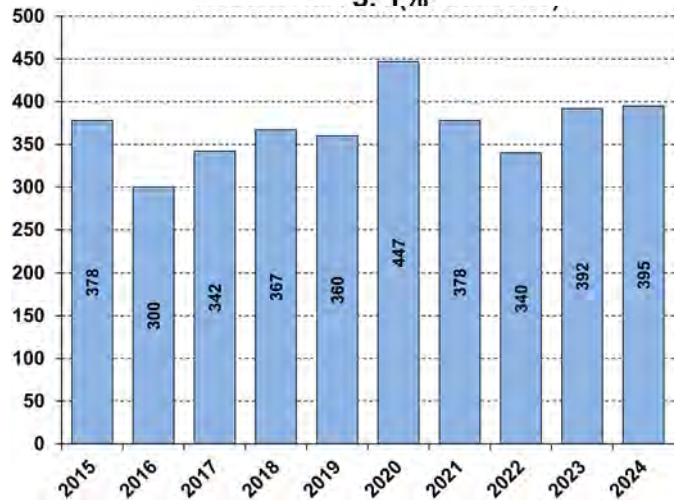
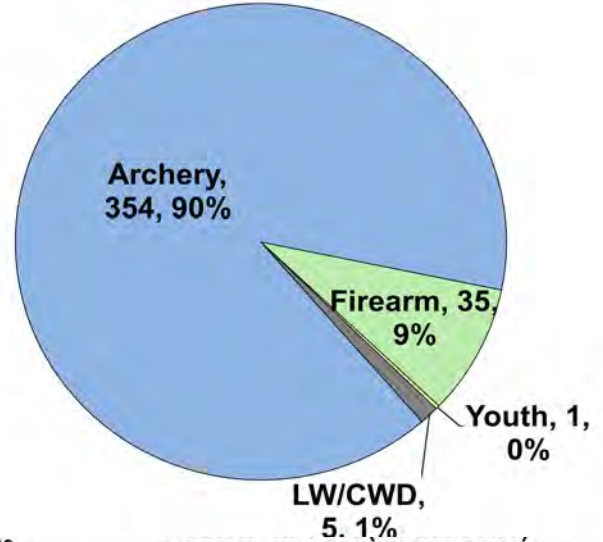
**Check Station Location:** Use Boone, DeKalb, Kendall, or McHenry check station

**CWD Season in 2025-2026:** Yes. CWD has and continues to be detected in this county. CWD season allows for extra hunter harvest to reduce deer density and disease transmission.

**Number tested for CWD in 2024-25:** 655

**CWD positive deer in 2024-25:** 31

**IDNR sharpshooting:** 192 deer were removed via sharpshooting which is used to supplement hunter harvest, allows localized deer reductions in known CWD positive areas to reduce transmission rates and environmental contamination.



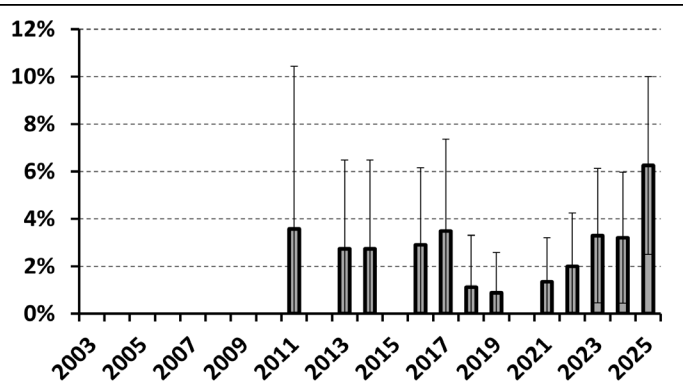
## Recent Archery Harvest by Bow Type

Type	2020	2021	2022	2023	2024
Compound	193	163	153	178	163
Crossbow	208	170	152	170	188
Traditional	5	2	3	4	3
<b>Total</b>	<b>406</b>	<b>335</b>	<b>308</b>	<b>352</b>	<b>354</b>

## Age/Sex Composition of Recent Harvest (%)

	2020	2021	2022	2023	2024
M - Adult	30.6	29.9	32.4	37.8	31.9
M - Yearling	21.9	20.9	20.9	18.4	24.6
M - Fawn	9.2	9.5	5.0	7.9	6.5
F - Adult	35.3	33.3	36.8	30.9	32.9
F - Fawn	2.9	6.3	5.0	5.1	4.0

M - Adult = 2.5 and older; F - Adult = 1.5 and older





# WHITE-TAILED DEER SUMMARY 2024-2025: KANKAKEE COUNTY

Forest Wildlife Program, Illinois Department of Natural Resources



**County Size:** 681 square miles

**Year Opened to Deer Hunting:** 1975

**Record Harvest:** 683 (2024)

**Average Harvest (previous 10 years):** 570

**Total 2024-2025 Harvest (all seasons):** 683

**Permits issued/quota 2024-2025** (excludes landowner; archery and youth are statewide):

**Firearm:** 1191/1400 **Muzzle:** 185/325

**CWD:** 60

**Chronic Wasting Disease Detected:** Yes

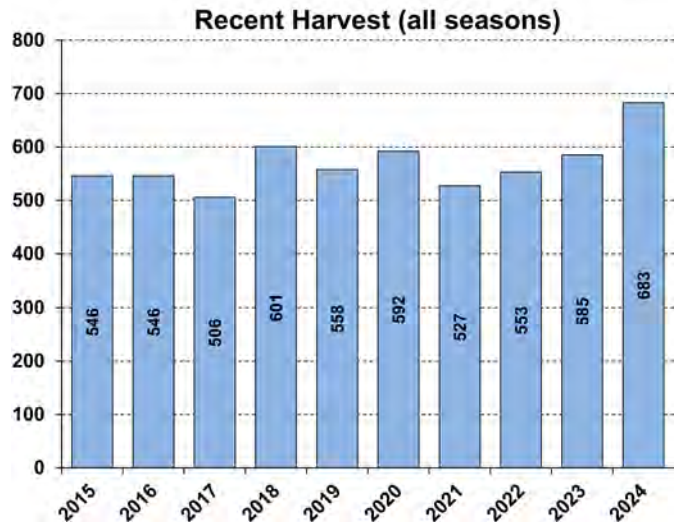
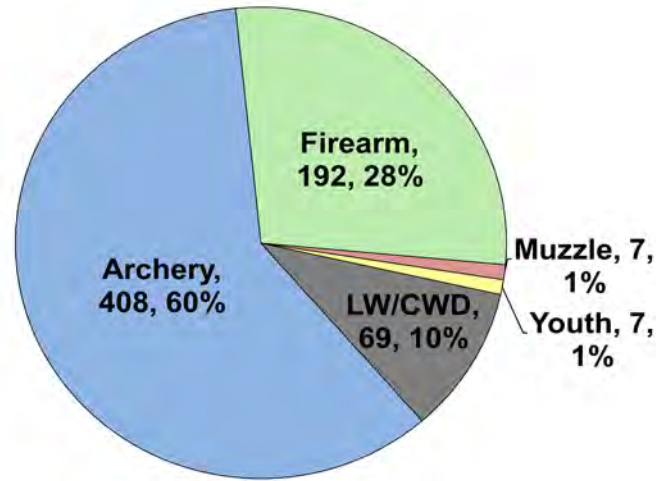
**Check Station Location:** Kankakee River SP Visitor Center

**CWD Season in 2025-2026:** Yes. CWD has and continues to be detected in this county. CWD season allows for extra hunter harvest to reduce deer density and disease transmission.

**Number tested for CWD in 2024-25:** 216

**CWD positive deer in 2024-25:** 5

**IDNR sharpshooting:** 53 deer were removed via sharpshooting which is used to supplement hunter harvest, allows localized deer reductions in known CWD positive areas to reduce transmission rates and environmental contamination.



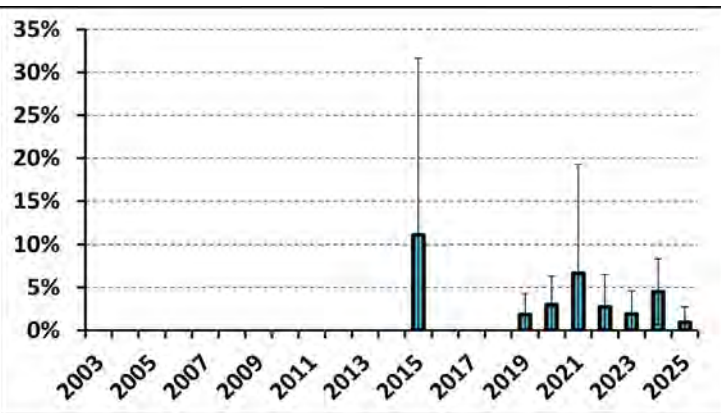
## Recent Archery Harvest by Bow Type

Type	2020	2021	2022	2023	2024
Compound	155	114	118	143	144
Crossbow	179	161	186	196	256
Traditional	2	2	7	3	8
<b>Total</b>	<b>336</b>	<b>277</b>	<b>311</b>	<b>342</b>	<b>408</b>

## Age/Sex Composition of Recent Harvest (%)

	2020	2021	2022	2023	2024
M - Adult	23.6	28.5	30.3	33.0	31.0
M - Yearling	22.3	20.9	17.8	20.9	19.6
M - Fawn	9.6	10.5	9.2	7.4	7.8
F - Adult	39.9	35.6	36.2	32.0	35.3
F - Fawn	4.6	4.6	6.5	6.8	6.3

M - Adult = 2.5 and older; F - Adult = 1.5 and older





# WHITE-TAILED DEER SUMMARY 2024-2025: KENDALL COUNTY

Forest Wildlife Program, Illinois Department of Natural Resources



**County Size:** 322 square miles

**Year Opened to Deer Hunting:** 1966

**Record Harvest:** 403 (2012)

**Average Harvest (previous 10 years):** 295

**Total 2024-2025 Harvest (all seasons):** 317

**Permits issued/quota 2024-2025** (excludes landowner; archery and youth are statewide):

**Firearm:** 427/600 **Muzzle:** 51/225

**CWD:** 31

**Chronic Wasting Disease Detected:** Yes

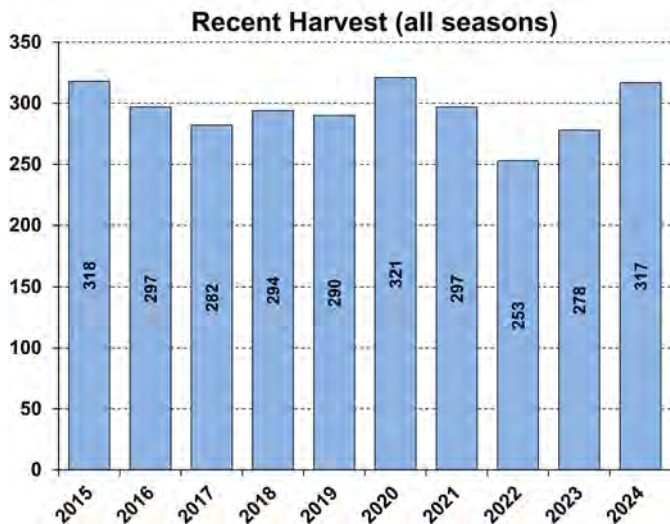
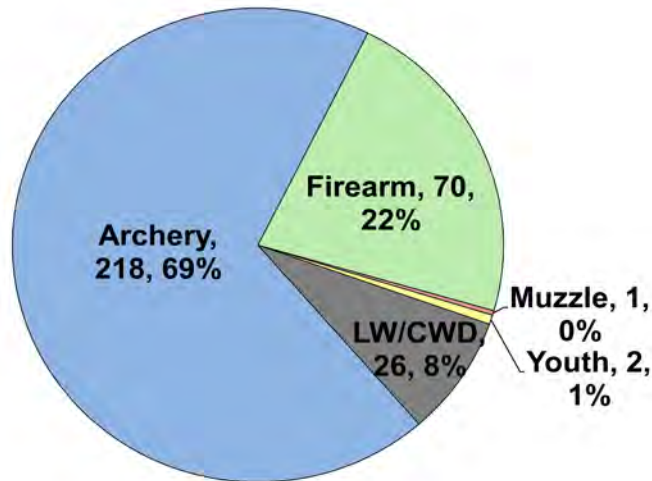
**Check Station Location:** Silver Springs SP

**CWD Season in 2025-2026:** Yes. CWD has and continues to be detected in this county. CWD season allows for extra hunter harvest to reduce deer density and disease transmission.

**Number tested for CWD in 2024-25:** 86

**CWD positive deer in 2024-25:** 8

**IDNR sharpshooting:** 0 deer were removed via sharpshooting. IDNR has modified it's CWD management strategy and will not be sharpshooting in Kendall County anymore.



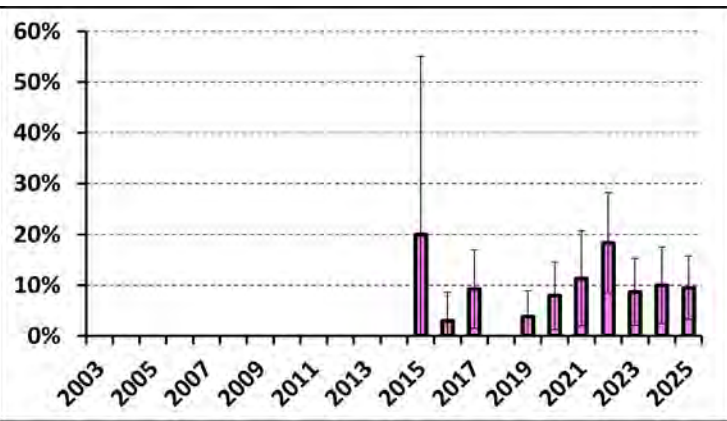
### Recent Archery Harvest by Bow Type

Type	2020	2021	2022	2023	2024
Compound	125	103	86	96	118
Crossbow	90	91	83	94	98
Traditional	0	0	0	23	2
<b>Total</b>	<b>215</b>	<b>194</b>	<b>169</b>	<b>213</b>	<b>218</b>

### Age/Sex Composition of Recent Harvest (%)

	2020	2021	2022	2023	2024
M - Adult	24.0	22.2	28.5	30.2	25.4
M - Yearling	18.1	25.6	19.8	23.7	28.5
M - Fawn	9.0	10.1	7.5	7.9	9.1
F - Adult	41.7	38.7	37.5	31.3	31.0
F - Fawn	7.2	3.4	6.7	6.8	6.0

M - Adult = 2.5 and older; F - Adult = 1.5 and older





# WHITE-TAILED DEER SUMMARY 2024-2025: KNOX COUNTY

Forest Wildlife Program, Illinois Department of Natural Resources



**County Size:** 720 square miles

**Year Opened to Deer Hunting:** 1960

**Record Harvest:** 3,000 (2012)

**Average Harvest (previous 10 years):** 2,334

**Total 2024-2025 Harvest (all seasons):** 2,206

**Permits issued/quota 2024-2025** (excludes landowner; archery and youth are statewide):

**Firearm:** 3422/4200 **Muzzle:** 483/700

**Late Winter:** 75

**Chronic Wasting Disease Detected:** No

**Check Station Location:** N/A

**Late Winter Season in 2025-2026:** Yes. Deer Vehicle Accident (DVA) rates (accidents per billion miles driven) are used as an index of deer population size. Counties remain or are added to Late Winter season if DVA rates are above goal, or other factors (excessive crop damage and/or disease issues) are present.

**Last year in Late Winter:** 2005 - Present

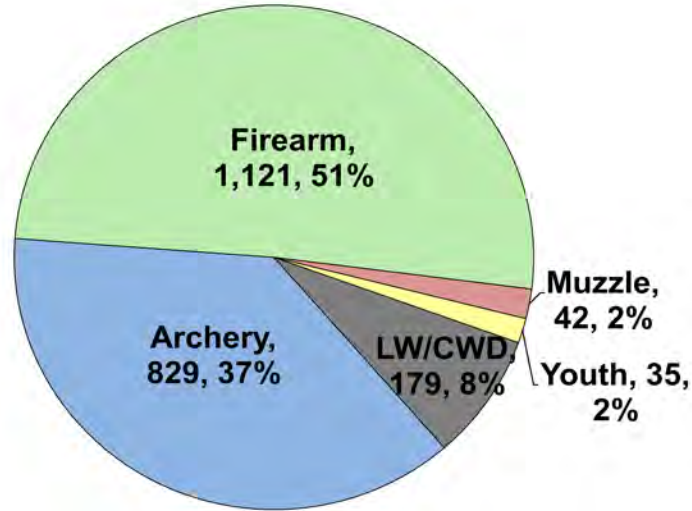
## Recent Archery Harvest by Bow Type

Type	2020	2021	2022	2023	2024
Compound	549	413	390	447	344
Crossbow	528	536	536	559	470
Traditional	28	27	24	0	15
<b>Total</b>	<b>1105</b>	<b>976</b>	<b>950</b>	<b>1006</b>	<b>829</b>

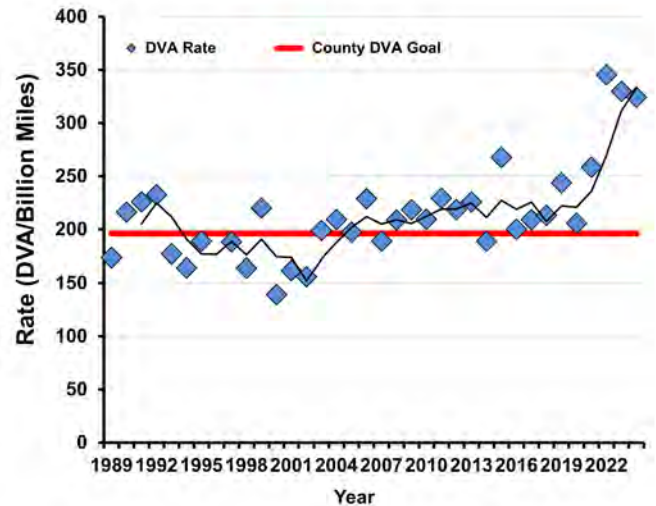
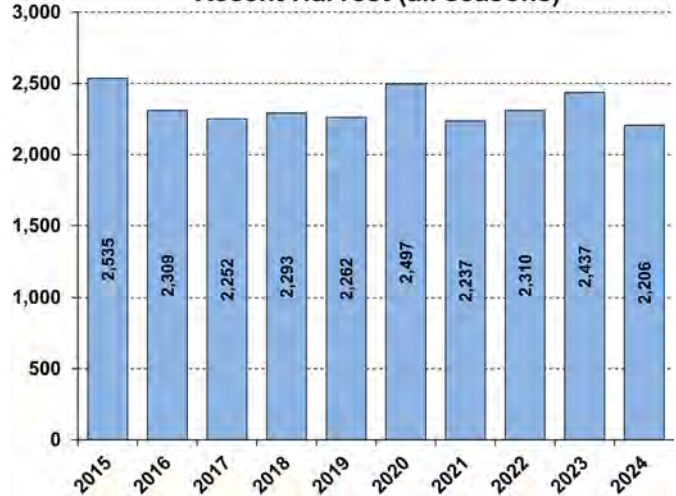
## Age/Sex Composition of Recent Harvest (%)

	2020	2021	2022	2023	2024
M - Adult	28.6	29.1	30.0	30.4	27.5
M - Yearling	14.4	15.8	14.4	18.3	16.0
M - Fawn	8.8	9.6	7.7	8.4	9.7
F - Adult	42.0	39.1	41.6	38.3	41.5
F - Fawn	6.2	6.4	6.3	4.6	5.3

M - Adult = 2.5 and older; F - Adult = 1.5 and older



Recent Harvest (all seasons)





# WHITE-TAILED DEER SUMMARY 2024-2025: LAKE COUNTY

Forest Wildlife Program, Illinois Department of Natural Resources



**County Size:** 470 square miles

**Year Opened to Deer Hunting:** 1964

**Record Harvest:** 607 (1995 and 1996)

**Average Harvest (previous 10 years):** 323

**Total 2024-2025 Harvest (all seasons):** 314

**Permits issued/quota 2024-2025** (excludes landowner; archery and youth are statewide):

No firearm hunting except Chain-O-Lakes SP

**Chronic Wasting Disease Detected:** Yes

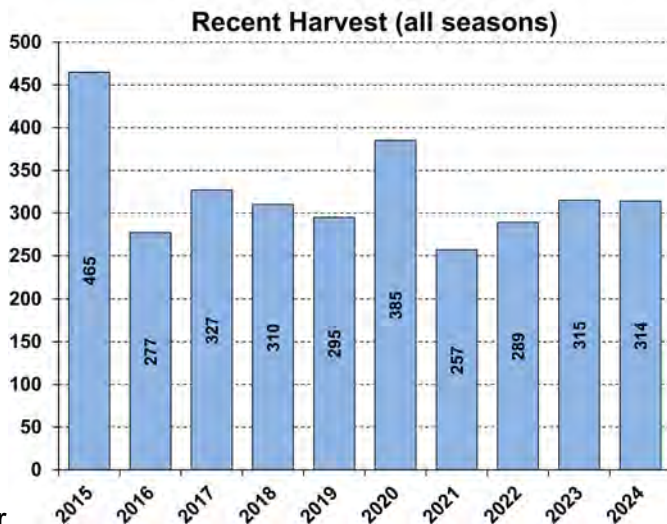
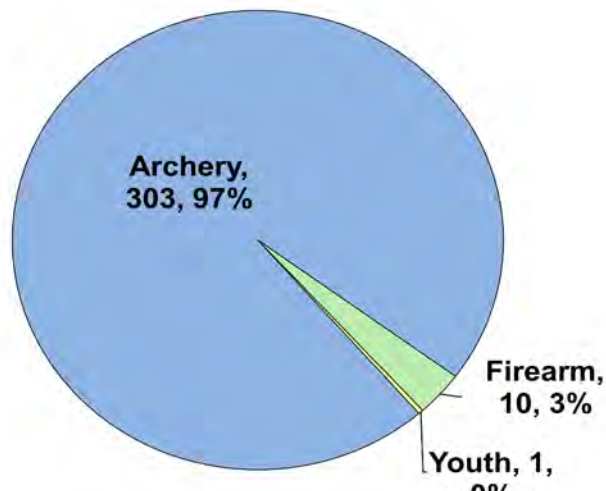
**Check Station Location:** Use McHenry Co. Check station

**CWD Season in 2025-2026:** Yes. CWD has and continues to be detected in this county. CWD season allows for extra hunter harvest to reduce deer density and disease transmission.

**Number tested for CWD in 2024-25:** 350

**CWD positive deer in 2024-25:** 0

**IDNR sharpshooting:** 0 deer were removed via sharpshooting which is used to supplement hunter harvest, allows localized deer reductions in known CWD positive areas to reduce transmission rates and environmental contamination.



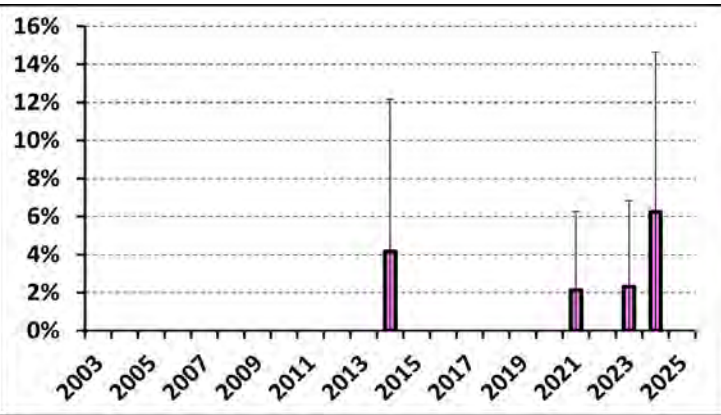
### Recent Archery Harvest by Bow Type

Type	2020	2021	2022	2023	2024
Compound	218	143	166	171	170
Crossbow	163	107	118	139	129
Traditional	3	4	2	1	4
<b>Total</b>	<b>384</b>	<b>254</b>	<b>286</b>	<b>311</b>	<b>303</b>

### Age/Sex Composition of Recent Harvest (%)

	2020	2021	2022	2023	2024
M - Adult	33.0	33.1	38.8	38.7	33.3
M - Yearling	22.3	26.1	23.9	27.9	33.7
M - Fawn	7.5	5.1	5.5	5.4	4.1
F - Adult	33.8	34.2	28.7	26.3	25.1
F - Fawn	3.4	1.6	3.1	1.6	3.8

M - Adult = 2.5 and older; F - Adult = 1.5 and older





# WHITE-TAILED DEER SUMMARY 2024-2025: LASALLE COUNTY

Forest Wildlife Program, Illinois Department of Natural Resources



**County Size:** 1,148 square miles

**Year Opened to Deer Hunting:** 1965

**Record Harvest:** 3,170 (2007)

**Average Harvest (previous 10 years):** 1,631

**Total 2024-2025 Harvest (all seasons):** 1,504

**Permits issued/quota 2024-2025** (excludes landowner; archery and youth are statewide):

**Firearm:** 2403/4025 **Muzzle:** 251/825

**CWD:** 184

**Chronic Wasting Disease Detected:** Yes

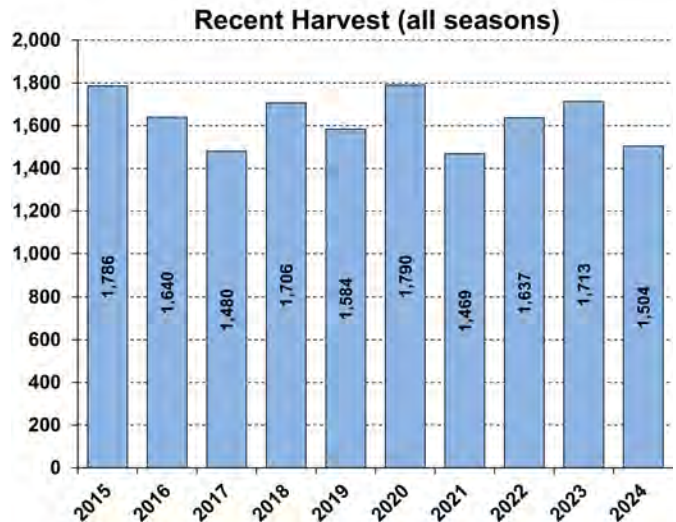
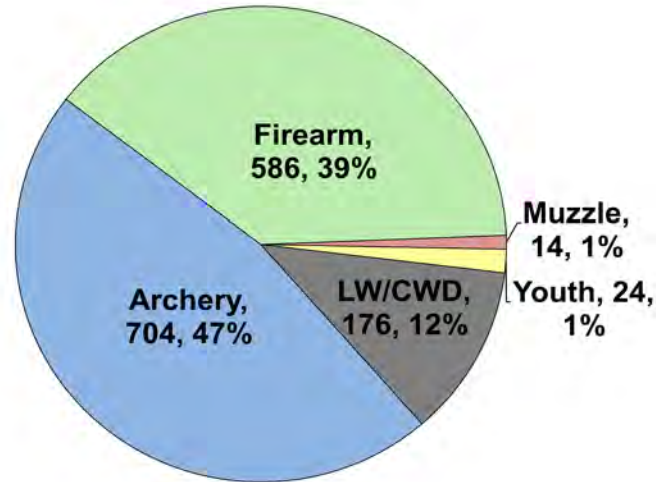
**Check Station Location:** Buffalo Rock SP

**CWD Season in 2025-2026:** Yes. CWD has and continues to be detected in this county. CWD season allows for extra hunter harvest to reduce deer density and disease transmission.

**Number tested for CWD in 2024-25:** 363

**CWD positive deer in 2024-25:** 39

**IDNR sharpshooting:** 0 deer were removed via sharpshooting. IDNR has modified its CWD management strategy and will not be sharpshooting in LaSalle County anymore.



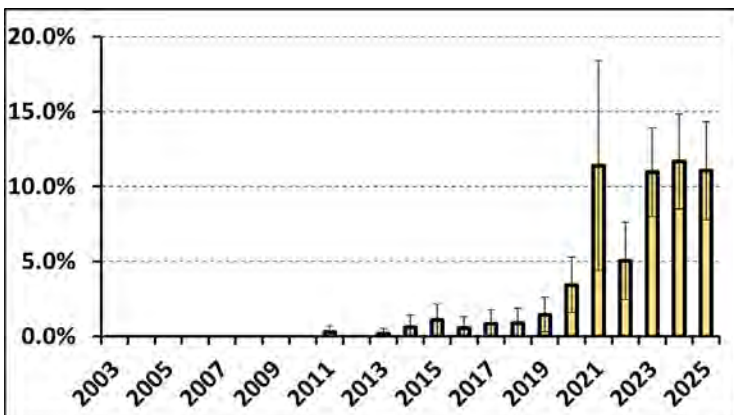
## Recent Archery Harvest by Bow Type

Type	2020	2021	2022	2023	2024
Compound	375	315	351	378	290
Crossbow	462	389	410	463	409
Traditional	13	8	9	6	5
<b>Total</b>	<b>850</b>	<b>712</b>	<b>770</b>	<b>847</b>	<b>704</b>

## Age/Sex Composition of Recent Harvest (%)

	2020	2021	2022	2023	2024
M - Adult	24.4	25.5	27.6	32.9	26.1
M - Yearling	21.1	20.0	18.9	21.7	20.2
M - Fawn	9.5	9.5	8.6	7.2	10.3
F - Adult	38.2	37.7	38.5	32.0	35.8
F - Fawn	6.9	7.3	6.4	6.1	7.6

M - Adult = 2.5 and older; F - Adult = 1.5 and older





# WHITE-TAILED DEER SUMMARY 2024-2025: LAWRENCE COUNTY

Forest Wildlife Program, Illinois Department of Natural Resources



**County Size:** 374 square miles

**Year Opened to Deer Hunting:** 1971

**Record Harvest:** 1,433 (2005)

**Average Harvest (previous 10 years):** 1,199

**Total 2024-2025 Harvest (all seasons):** 1,424

**Permits issued/quota 2024-2025** (excludes landowner; archery and youth are statewide):

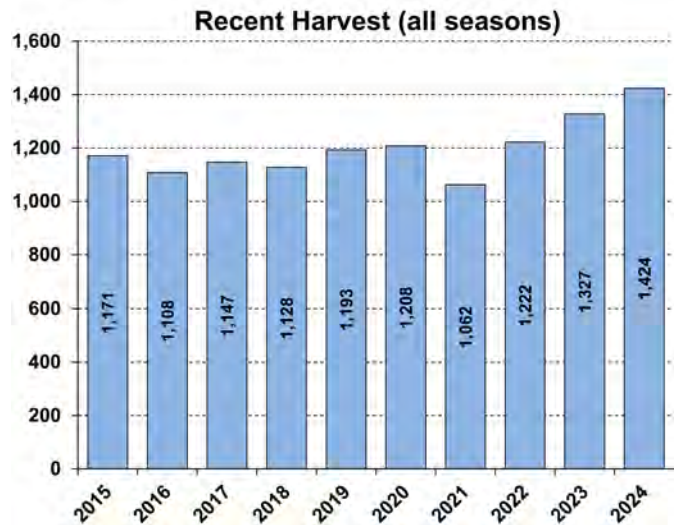
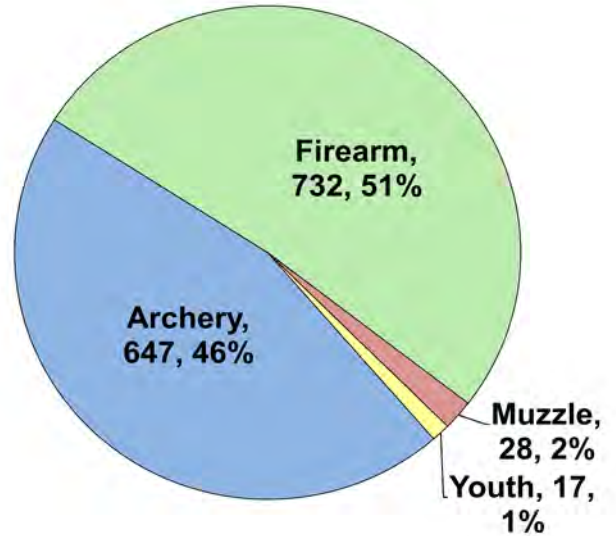
**Firearm:** 1494/1650 **Muzzle:** 159/260

**Chronic Wasting Disease Detected:** No

**Check Station Location:** N/A

**Late Winter/CWD Season in 2025-2026:** No. Deer Vehicle Accident (DVA) rates (accidents per billion miles driven) are used as an index of deer population size. Counties are closed to Late Winter/CWD season if DVA rates remain below goal, unless other factors (excessive crop damage and/or disease issues) are present.

**Last year in Late Winter/CWD:** 2012



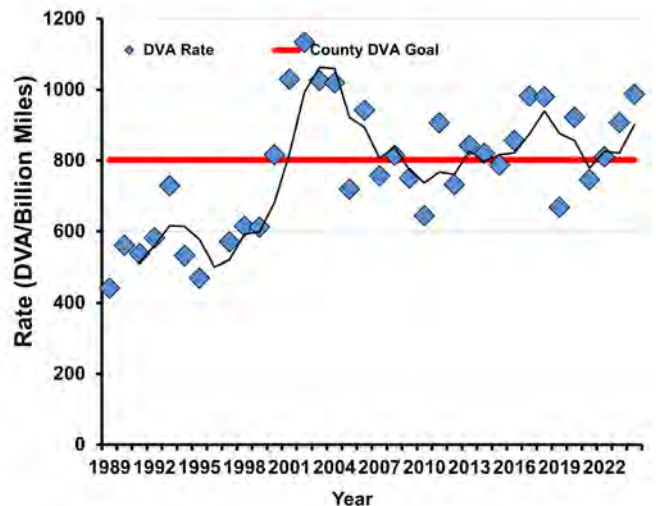
## Recent Archery Harvest by Bow Type

Type	2020	2021	2022	2023	2024
Compound	305	232	249	276	277
Crossbow	288	251	341	354	361
Traditional	4	7	3	4	9
<b>Total</b>	<b>597</b>	<b>490</b>	<b>593</b>	<b>634</b>	<b>647</b>

## Age/Sex Composition of Recent Harvest (%)

	2020	2021	2022	2023	2024
M - Adult	31.4	31.9	31.3	30.2	28.4
M - Yearling	17.1	16.2	16.9	17.9	16.7
M - Fawn	7.5	10.0	8.9	9.0	8.5
F - Adult	38.7	34.0	38.4	36.4	39.5
F - Fawn	5.4	7.9	4.4	6.4	6.9

M - Adult = 2.5 and older; F - Adult = 1.5 and older





# WHITE-TAILED DEER SUMMARY 2024-2025: LEE COUNTY

Forest Wildlife Program, Illinois Department of Natural Resources



**County Size:** 729 square miles

**Year Opened to Deer Hunting:** 1957

**Record Harvest:** 1,542 (2005)

**Average Harvest (previous 10 years):** 1,126

**Total 2024-2025 Harvest (all seasons):** 1,493

**Permits issued/quota 2024-2025** (excludes landowner; archery and youth are statewide):

**Firearm:** 2141/2400 **Muzzle:** 243/435

**CWD:** 120

**Chronic Wasting Disease Detected:** Yes

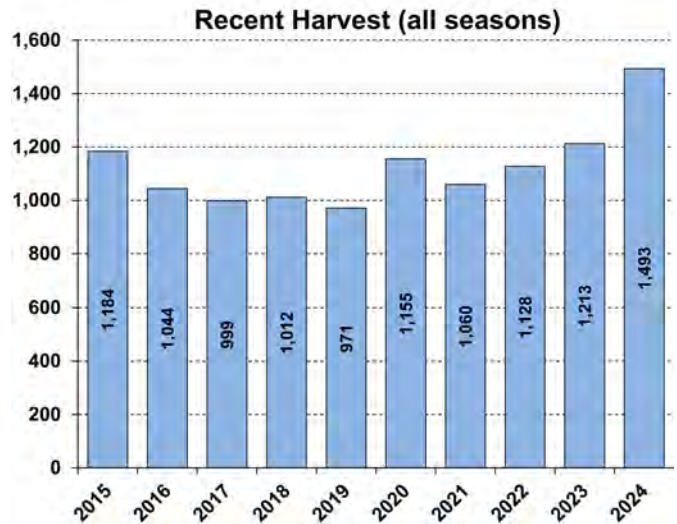
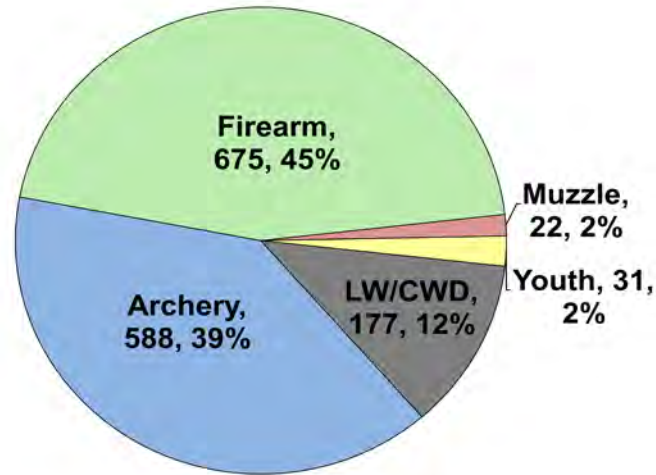
**Check Station Location:** N/A. Hunters are encouraged to use neighboring check stations.

**CWD Season in 2025-2026:** Yes. CWD has and continues to be detected in this county. CWD season allows for extra hunter harvest to reduce deer density and disease transmission.

**Number tested for CWD in 2024-25:** 163

**CWD positive deer in 2024-25:** 13

**IDNR sharpshooting:** 26 deer were removed via sharpshooting which is used to supplement hunter harvest, allows localized deer reductions in known CWD positive areas to reduce transmission rates and environmental contamination.



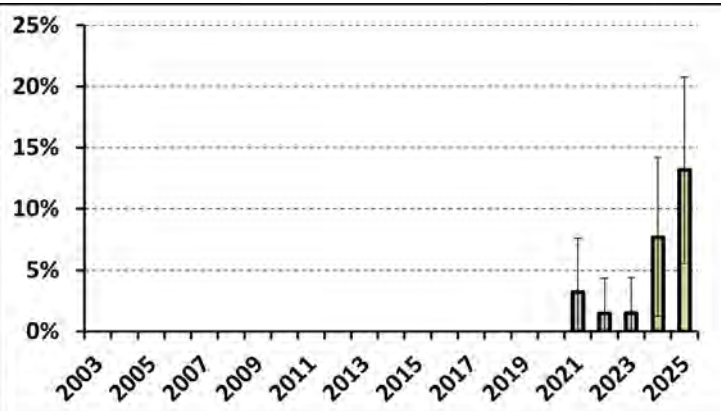
## Recent Archery Harvest by Bow Type

Type	2020	2021	2022	2023	2024
Compound	229	198	205	223	234
Crossbow	269	264	256	301	351
Traditional	6	5	5	5	3
<b>Total</b>	<b>504</b>	<b>467</b>	<b>466</b>	<b>529</b>	<b>588</b>

## Age/Sex Composition of Recent Harvest (%)

	2020	2021	2022	2023	2024
M - Adult	24.8	23.5	23.1	29.4	24.1
M - Yearling	19.4	22.2	21.5	22.8	18.1
M - Fawn	11.9	11.4	12.1	9.3	9.5
F - Adult	38.0	37.3	36.5	33.5	40.7
F - Fawn	5.8	5.7	6.6	4.9	7.5

M - Adult = 2.5 and older; F - Adult = 1.5 and older





# WHITE-TAILED DEER SUMMARY 2024-2025: LIVINGSTON COUNTY

Forest Wildlife Program, Illinois Department of Natural Resources



**County Size:** 1,046 square miles

**Year Opened to Deer Hunting:** 1974

**Record Harvest:** 995 (2010)

**Average Harvest (previous 10 years):** 701

**Total 2024-2025 Harvest (all seasons):** 808

**Permits issued/quota 2024-2025** (excludes landowner; archery and youth are statewide):

**Firearm:** 1413/1775 **Muzzle:** 144/350

**CWD:** 57

**Chronic Wasting Disease Detected:** Yes

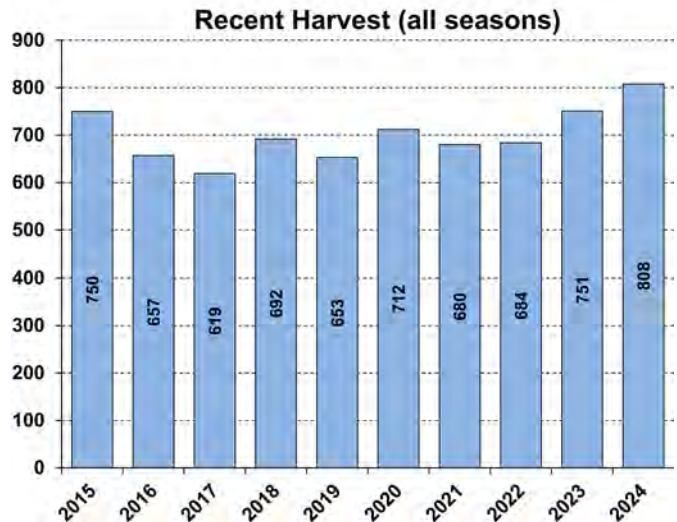
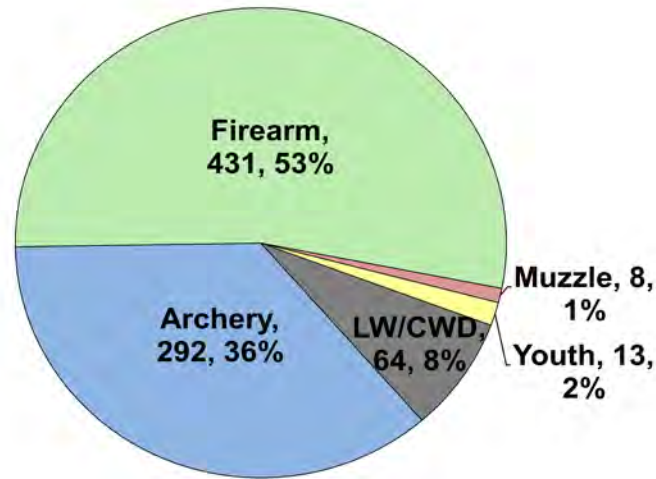
**Check Station Loc.:** Pontiac Sportsman's Club

**CWD Season in 2025-2026:** Yes. CWD has and continues to be detected in this county. CWD season allows for extra hunter harvest to reduce deer density and disease transmission.

**Number tested for CWD in 2024-25:** 467

**CWD positive deer in 2024-25:** 10

**IDNR sharpshooting:** 82 deer were removed via sharpshooting which is used to supplement hunter harvest, allows localized deer reductions in known CWD positive areas to reduce transmission rates and environmental contamination.



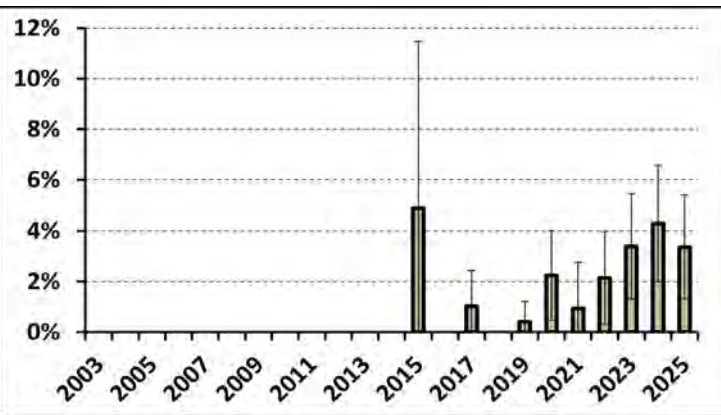
### Recent Archery Harvest by Bow Type

Type	2020	2021	2022	2023	2024
Compound	127	119	115	131	134
Crossbow	118	112	126	140	156
Traditional	2	0	0	0	2
<b>Total</b>	<b>247</b>	<b>231</b>	<b>241</b>	<b>271</b>	<b>292</b>

### Age/Sex Composition of Recent Harvest (%)

	2020	2021	2022	2023	2024
M - Adult	24.7	36.8	32.7	34.2	30.4
M - Yearling	21.8	12.5	18.7	16.4	17.1
M - Fawn	9.3	10.5	8.8	6.9	9.7
F - Adult	38.9	34.9	34.0	36.4	36.7
F - Fawn	5.3	5.3	5.9	6.1	6.1

M - Adult = 2.5 and older; F - Adult = 1.5 and older





# WHITE-TAILED DEER SUMMARY 2024-2025: LOGAN COUNTY

Forest Wildlife Program, Illinois Department of Natural Resources



**County Size:** 619 square miles

**Year Opened to Deer Hunting:** 1967

**Record Harvest:** 892 (2012)

**Average Harvest (previous 10 years):** 763

**Total 2024-2025 Harvest (all seasons):** 879

**Permits issued/quota 2024-2025** (excludes landowner; archery and youth are statewide):

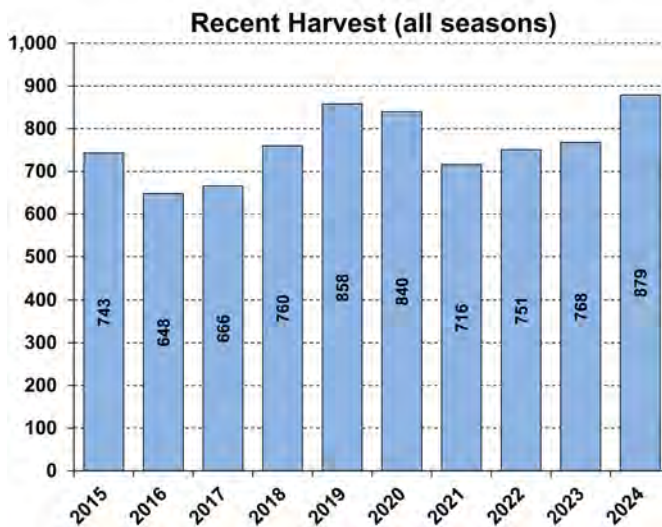
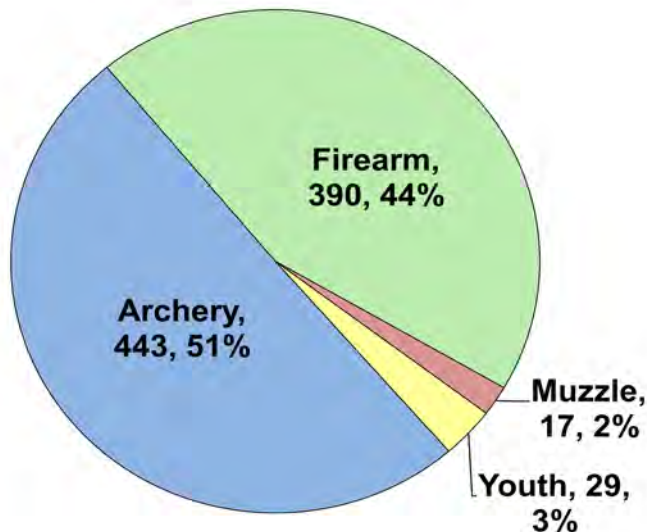
**Firearm:** 750/750 **Muzzle:** 200/200

**Chronic Wasting Disease Detected:** No

**Check Station Location:** N/A

**Late Winter/CWD Season in 2025-2026:** No. Deer Vehicle Accident (DVA) rates (accidents per billion miles driven) are used as an index of deer population size. Counties are closed to Late Winter/CWD season if DVA rates remain below goal, unless other factors (excessive crop damage and/or disease issues) are present.

**Last year in Late Winter/CWD:** 2014



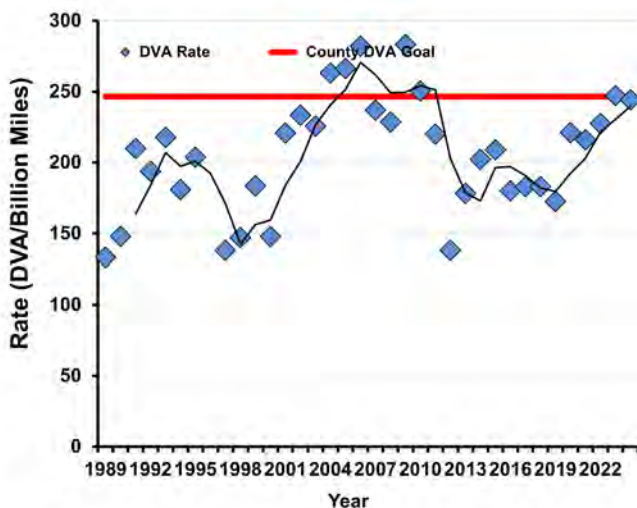
## Recent Archery Harvest by Bow Type

Type	2020	2021	2022	2023	2024
Compound	223	172	153	183	198
Crossbow	239	195	244	217	240
Traditional	2	6	2	1	5
<b>Total</b>	<b>464</b>	<b>373</b>	<b>399</b>	<b>401</b>	<b>443</b>

## Age/Sex Composition of Recent Harvest (%)

	2020	2021	2022	2023	2024
M - Adult	38.3	41.1	36.9	38.8	34.1
M - Yearling	14.6	14.2	13.6	12.9	16.4
M - Fawn	6.4	6.0	6.1	7.4	6.9
F - Adult	36.0	33.2	38.5	36.2	37.2
F - Fawn	4.6	5.4	4.9	4.7	5.3

M - Adult = 2.5 and older; F - Adult = 1.5 and older





# WHITE-TAILED DEER SUMMARY 2024-2025: MACON COUNTY

Forest Wildlife Program, Illinois Department of Natural Resources



**County Size:** 586 square miles

**Year Opened to Deer Hunting:** 1974

**Record Harvest:** 1,025 (2011)

**Average Harvest (previous 10 years):** 761

**Total 2024-2025 Harvest (all seasons):** 696

**Permits issued/quota 2024-2025** (excludes landowner; archery and youth are statewide):

**Firearm:** 600/600 **Muzzle:** 189/200

**Chronic Wasting Disease Detected:** No

**Check Station Location:** N/A

**Late Winter/CWD Season in 2025-2026:** No. Deer Vehicle Accident (DVA) rates (accidents per billion miles driven) are used as an index of deer population size. Counties are closed to Late Winter/CWD season if DVA rates remain below goal, unless other factors (excessive crop damage and/or disease issues) are present.

**Last year in Late Winter/CWD:** Never

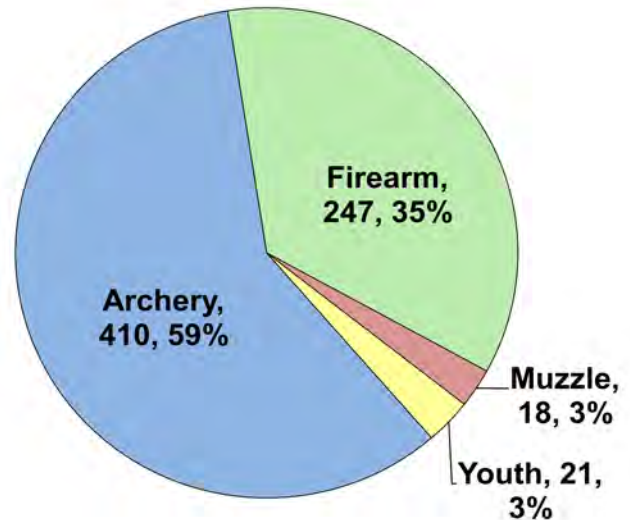
## Recent Archery Harvest by Bow Type

Type	2020	2021	2022	2023	2024
Compound	257	207	189	187	155
Crossbow	303	271	234	263	253
Traditional	8	6	6	4	2
<b>Total</b>	<b>568</b>	<b>484</b>	<b>429</b>	<b>454</b>	<b>410</b>

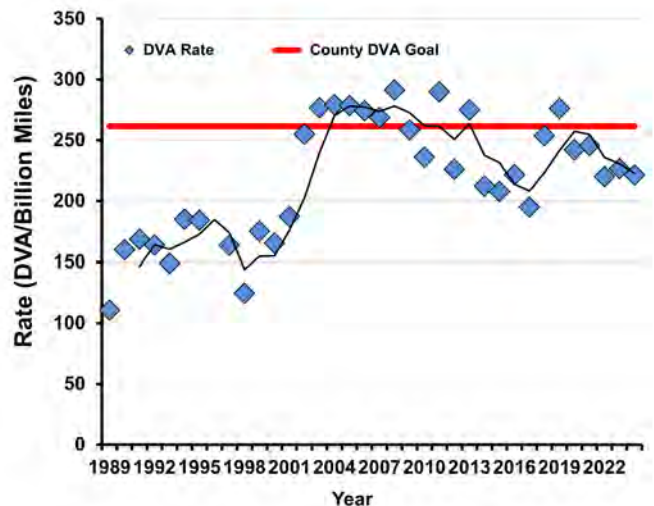
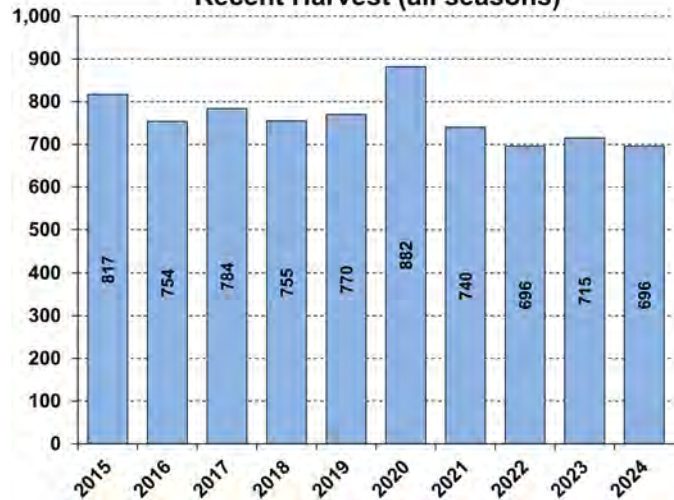
## Age/Sex Composition of Recent Harvest (%)

	2020	2021	2022	2023	2024
M - Adult	28.6	28.9	32.0	31.6	32.2
M - Yearling	21.2	22.2	16.7	19.7	19.3
M - Fawn	8.2	8.0	11.4	7.1	8.6
F - Adult	36.1	36.6	33.6	35.1	33.5
F - Fawn	6.0	4.3	6.3	6.4	6.5

M - Adult = 2.5 and older; F - Adult = 1.5 and older



Recent Harvest (all seasons)





# WHITE-TAILED DEER SUMMARY 2024-2025: MACOUPIN COUNTY

Forest Wildlife Program, Illinois Department of Natural Resources



**County Size:** 868 square miles

**Year Opened to Deer Hunting:** 1963

**Record Harvest:** 3,860 (2005)

**Average Harvest (previous 10 years):** 2,927

**Total 2024-2025 Harvest (all seasons):** 3,611

**Permits issued/quota 2024-2025** (excludes landowner; archery and youth are statewide):

**Firearm:** 5289/5500 **Muzzle:** 533/600

**Late Winter:** 93

**Chronic Wasting Disease Detected:** No

**Check Station Location:** N/A

**Late Winter Season in 2025-2026:** Yes. Deer Vehicle Accident (DVA) rates (accidents per billion miles driven) are used as an index of deer population size. Counties remain or are added to Late Winter season if DVA rates are above goal, or other factors (excessive crop damage and/or disease issues) are present.

**Last year in Late Winter:** 2019 - Present

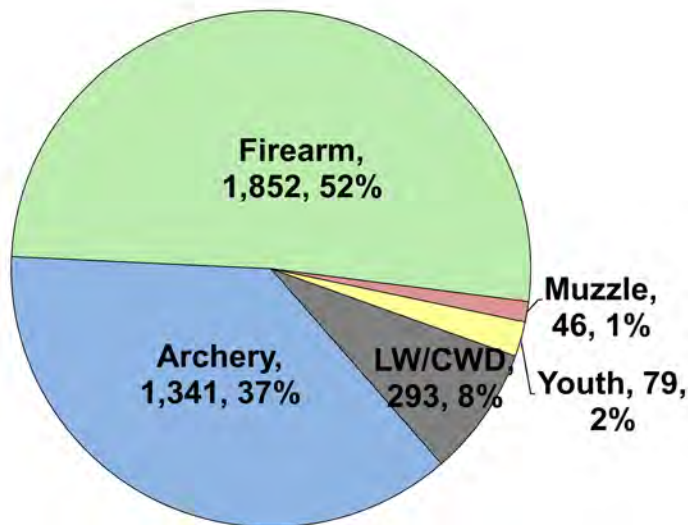
## Recent Archery Harvest by Bow Type

Type	2020	2021	2022	2023	2024
Compound	651	581	555	577	612
Crossbow	616	604	601	677	722
Traditional	14	11	16	12	8
<b>Total</b>	<b>1281</b>	<b>1196</b>	<b>1172</b>	<b>1266</b>	<b>1342</b>

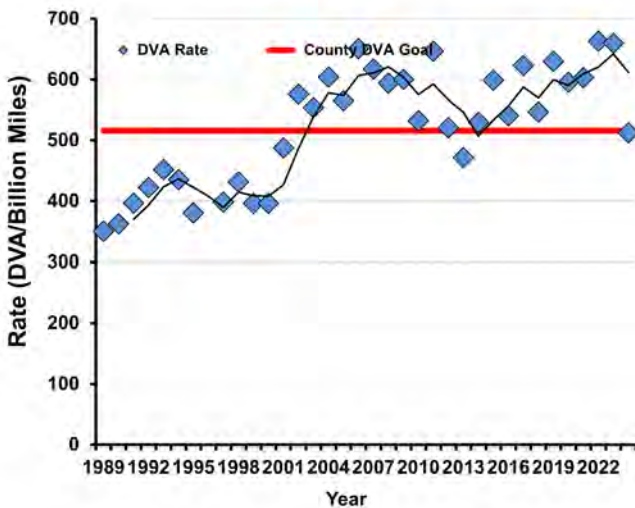
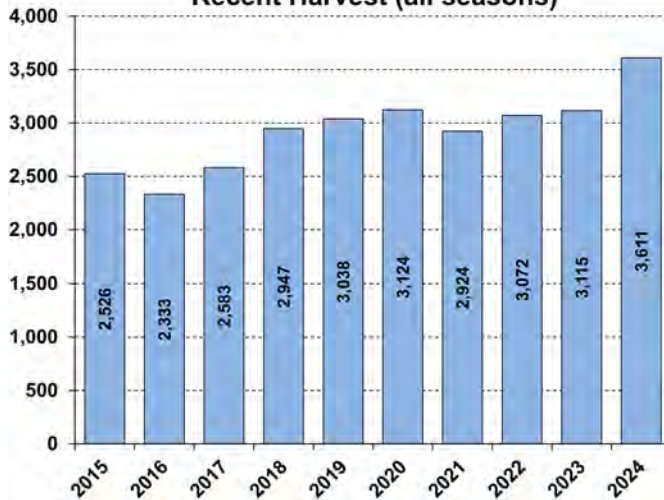
## Age/Sex Composition of Recent Harvest (%)

	2020	2021	2022	2023	2024
M - Adult	29.4	28.3	29.9	31.5	28.7
M - Yearling	16.0	15.4	16.0	14.0	15.1
M - Fawn	8.4	9.7	9.3	8.5	9.0
F - Adult	40.7	38.0	38.1	38.6	40.1
F - Fawn	5.6	8.7	6.6	7.4	7.1

M - Adult = 2.5 and older; F - Adult = 1.5 and older



Recent Harvest (all seasons)





# WHITE-TAILED DEER SUMMARY 2024-2025: MADISON COUNTY

Forest Wildlife Program, Illinois Department of Natural Resources



**County Size:** 741 square miles

**Year Opened to Deer Hunting:** 1966

**Record Harvest:** 2,544 (2007)

**Average Harvest (previous 10 years):** 1,769

**Total 2024-2025 Harvest (all seasons):** 1,972

**Permits issued/quota 2024-2025** (excludes landowner; archery and youth are statewide):

**Firearm:** 2300/2300 **Muzzle:** 289/310

**Late Winter:** 77

**Chronic Wasting Disease Detected:** No

**Check Station Location:** N/A

**Late Winter Season in 2025-2026:** Yes. Deer Vehicle Accident (DVA) rates (accidents per billion miles driven) are used as an index of deer population size. Counties remain or are added to Late Winter season if DVA rates are above goal, or other factors (excessive crop damage and/or disease issues) are present.

**Last year in Late Winter:** 2005 - Present

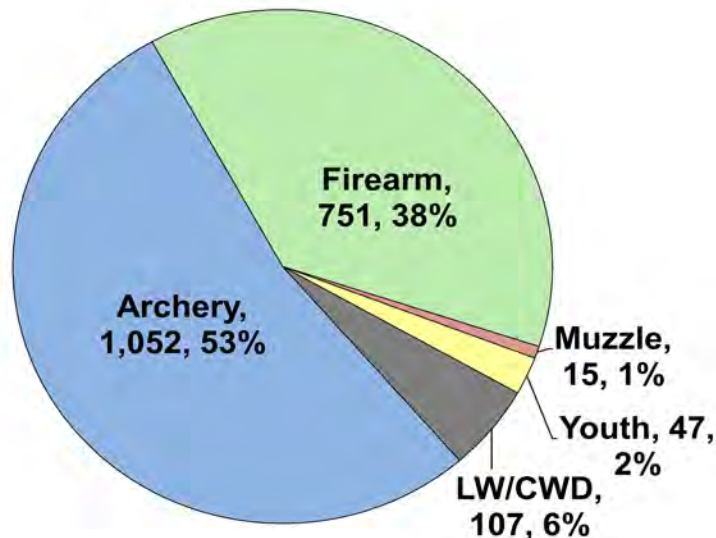
## Recent Archery Harvest by Bow Type

Type	2020	2021	2022	2023	2024
Compound	572	487	460	497	455
Crossbow	566	561	574	586	588
Traditional	10	8	8	10	9
<b>Total</b>	<b>1148</b>	<b>1056</b>	<b>1042</b>	<b>1093</b>	<b>1052</b>

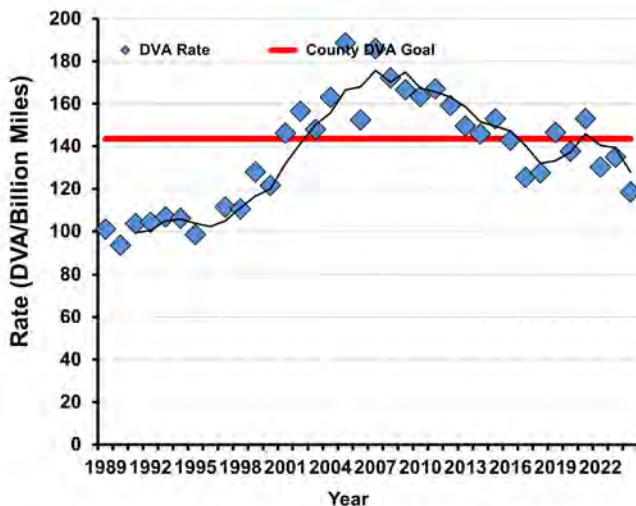
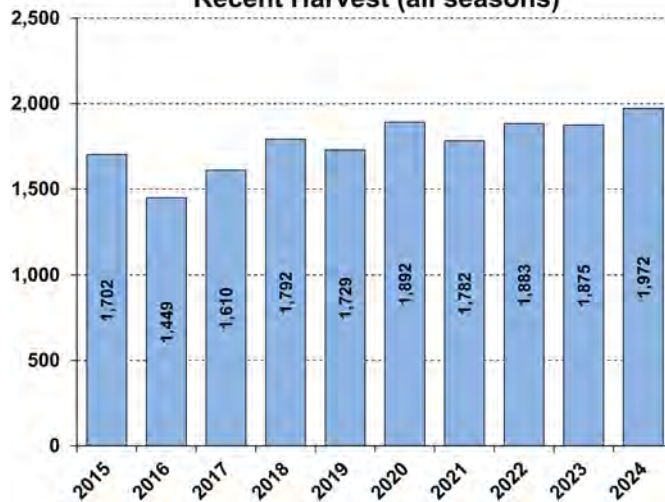
## Age/Sex Composition of Recent Harvest (%)

	2020	2021	2022	2023	2024
M - Adult	24.6	28.3	26.0	27.6	25.6
M - Yearling	20.5	19.3	19.3	19.0	19.8
M - Fawn	9.1	9.0	9.9	8.2	8.2
F - Adult	40.4	37.4	40.0	39.7	40.8
F - Fawn	5.3	6.1	4.8	5.4	5.6

M - Adult = 2.5 and older; F - Adult = 1.5 and older



Recent Harvest (all seasons)





# WHITE-TAILED DEER SUMMARY 2024-2025: MARION COUNTY

Forest Wildlife Program, Illinois Department of Natural Resources



**County Size:** 576 square miles

**Year Opened to Deer Hunting:** 1965

**Record Harvest:** 3,897 (2007)

**Average Harvest (previous 10 years):** 3,036

**Total 2024-2025 Harvest (all seasons):** 3,832

**Permits issued/quota 2024-2025** (excludes landowner; archery and youth are statewide):

**Firearm:** 4200/4200 **Muzzle:** 581/645

**Late Winter:** 138

**Chronic Wasting Disease Detected:** No

**Check Station Location:** N/A

**Late Winter Season in 2025-2026:** Yes. Deer Vehicle Accident (DVA) rates (accidents per billion miles driven) are used as an index of deer population size. Counties remain or are added to Late Winter season if DVA rates are above goal, or other factors (excessive crop damage and/or disease issues) are present.

**Last year in Late Winter:** 2005 - Present

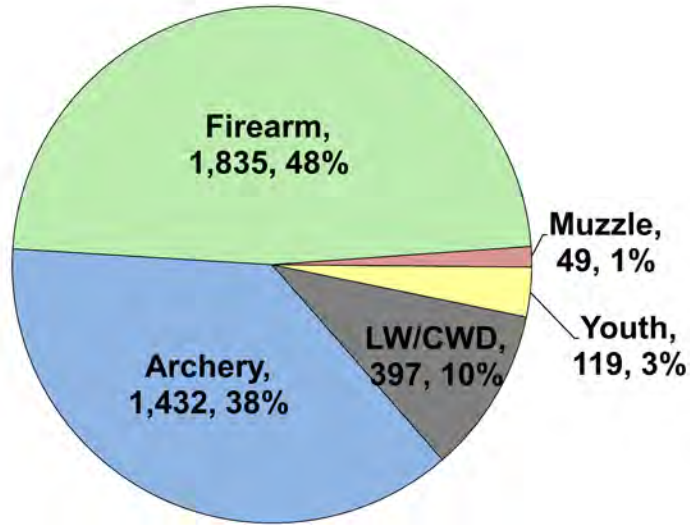
## Recent Archery Harvest by Bow Type

Type	2020	2021	2022	2023	2024
Compound	563	557	499	597	579
Crossbow	680	639	635	746	838
Traditional	16	11	7	11	15
<b>Total</b>	<b>1259</b>	<b>1207</b>	<b>1141</b>	<b>1354</b>	<b>1432</b>

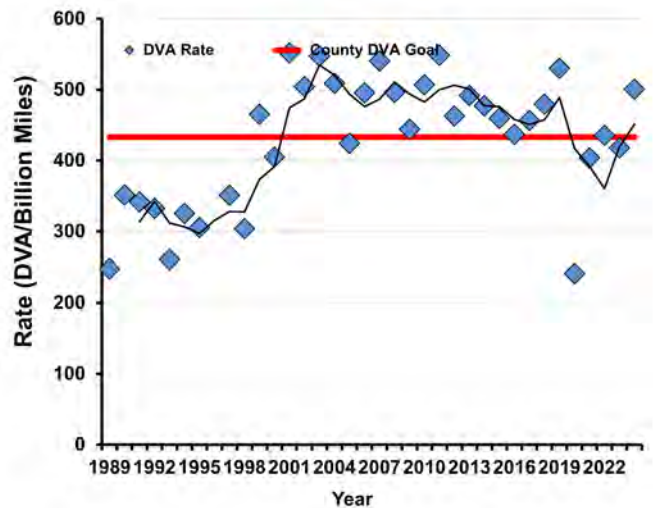
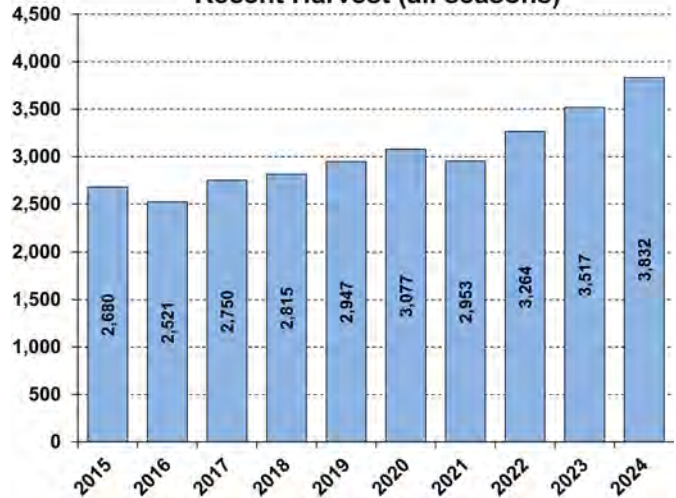
## Age/Sex Composition of Recent Harvest (%)

	2020	2021	2022	2023	2024
M - Adult	28.4	29.5	28.3	32.0	29.7
M - Yearling	16.6	15.2	16.2	16.1	15.2
M - Fawn	9.1	10.6	9.4	8.4	8.9
F - Adult	39.3	38.0	38.0	37.3	39.9
F - Fawn	6.6	6.7	8.1	6.1	6.2

M - Adult = 2.5 and older; F - Adult = 1.5 and older



Recent Harvest (all seasons)





# WHITE-TAILED DEER SUMMARY 2024-2025: MARSHALL COUNTY

Forest Wildlife Program, Illinois Department of Natural Resources



**County Size:** 399 square miles

**Year Opened to Deer Hunting:** 1957

**Record Harvest:** 1,387 (2007)

**Average Harvest (previous 10 years):** 1,020

**Total 2024-2025 Harvest (all seasons):** 1,123

**Permits issued/quota 2024-2025** (excludes landowner; archery and youth are statewide):

**Firearm:** 1681/1800 **Muzzle:** 258/315

**Chronic Wasting Disease Detected:** Yes

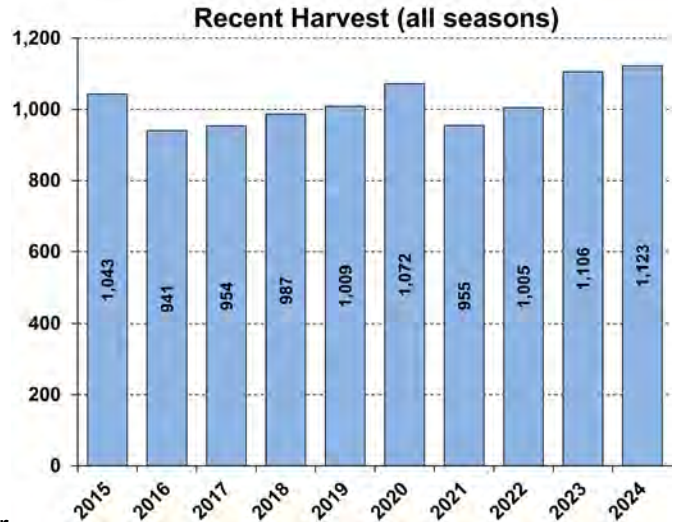
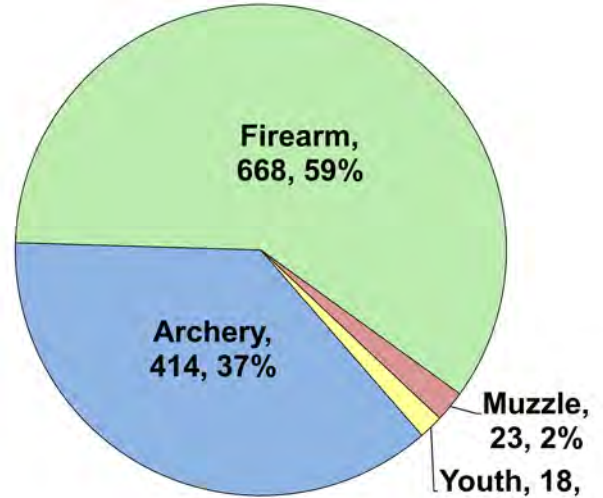
**Check Station Location:** N/A

**CWD Season in 2025-2026:** Yes. CWD WAS detected in this county. CWD season allows for extra hunter harvest to reduce deer density and disease transmission.

**Number tested for CWD in 2024-25:** 29

**CWD positive deer in 2024-25:** 2

**IDNR sharpshooting:** 0 deer were removed via sharpshooting which is used to supplement hunter harvest, allows localized deer reductions in known CWD positive areas to reduce transmission rates and environmental contamination.



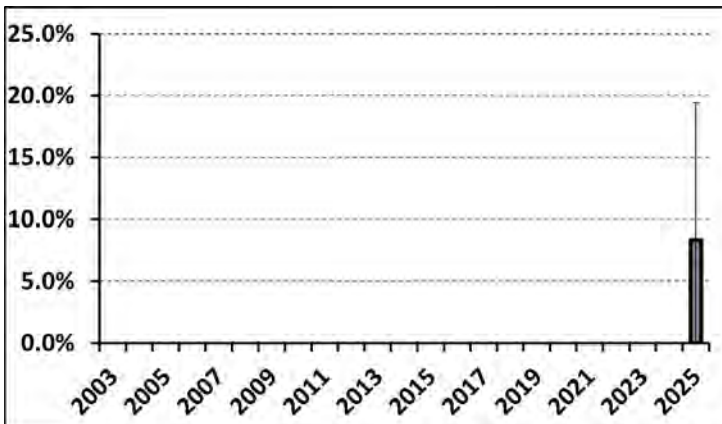
### Recent Archery Harvest by Bow Type

Type	2020	2021	2022	2023	2024
Compound	195	165	159	176	149
Crossbow	235	205	221	277	263
Traditional	1	0	3	2	2
<b>Total</b>	<b>431</b>	<b>370</b>	<b>383</b>	<b>455</b>	<b>414</b>

### Age/Sex Composition of Recent Harvest (%)

	2020	2021	2022	2023	2024
M - Adult	27.6	30.2	31.4	31.6	27.4
M - Yearling	17.5	18.2	15.7	19.4	17.9
M - Fawn	7.7	9.7	9.4	7.9	8.8
F - Adult	39.9	34.7	36.8	35.4	38.6
F - Fawn	7.2	7.2	6.7	5.7	7.3

M - Adult = 2.5 and older; F - Adult = 1.5 and older





# WHITE-TAILED DEER SUMMARY 2024-2025: MASON COUNTY

Forest Wildlife Program, Illinois Department of Natural Resources



**County Size:** 564 square miles

**Year Opened to Deer Hunting:** 1957

**Record Harvest:** 1,320 (2004)

**Average Harvest (previous 10 years):** 903

**Total 2024-2025 Harvest (all seasons):** 1,052

**Permits issued/quota 2024-2025** (excludes landowner; archery and youth are statewide):

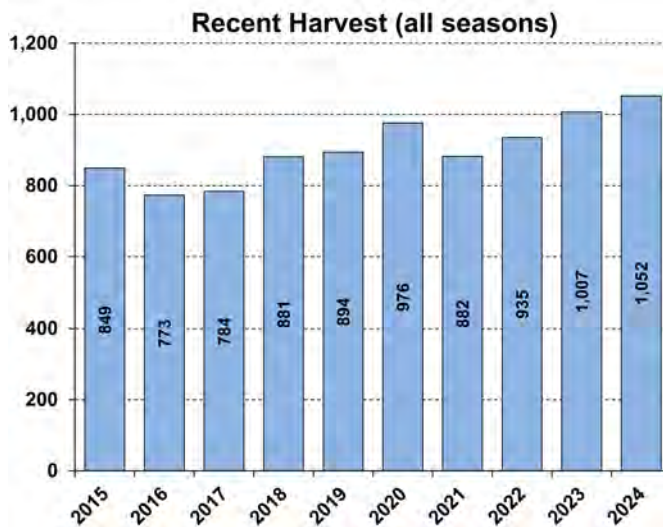
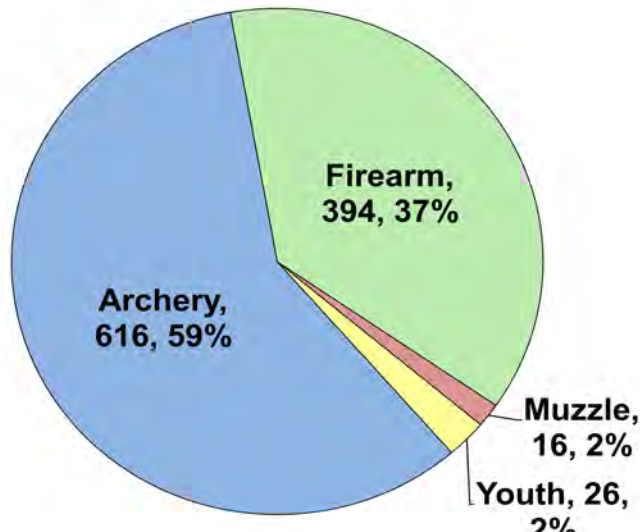
**Firearm:** 600/600 **Muzzle:** 175/175

**Chronic Wasting Disease Detected:** No

**Check Station Location:** N/A

**Late Winter/CWD Season in 2025-2026:** No. Deer Vehicle Accident (DVA) rates (accidents per billion miles driven) are used as an index of deer population size. Counties are closed to Late Winter/CWD season if DVA rates remain below goal, unless other factors (excessive crop damage and/or disease issues) are present.

**Last year in Late Winter/CWD:** 2012



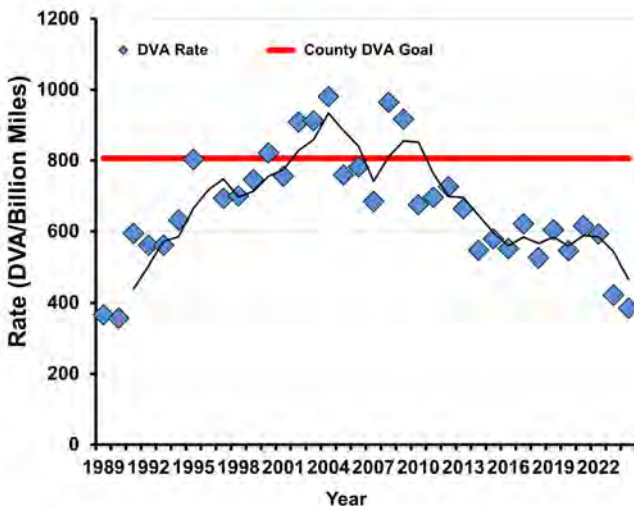
## Recent Archery Harvest by Bow Type

Type	2020	2021	2022	2023	2024
Compound	262	220	226	227	259
Crossbow	280	276	288	327	341
Traditional	9	8	4	5	16
<b>Total</b>	<b>551</b>	<b>504</b>	<b>518</b>	<b>559</b>	<b>616</b>

## Age/Sex Composition of Recent Harvest (%)

	2020	2021	2022	2023	2024
M - Adult	33.0	33.2	33.3	35.6	31.7
M - Yearling	18.5	18.7	18.5	19.1	18.0
M - Fawn	8.3	9.8	8.9	8.1	7.9
F - Adult	34.1	31.4	33.3	31.6	35.5
F - Fawn	6.0	6.9	6.1	5.7	6.9

M - Adult = 2.5 and older; F - Adult = 1.5 and older





# WHITE-TAILED DEER SUMMARY 2024-2025: MASSAC COUNTY

Forest Wildlife Program, Illinois Department of Natural Resources



**County Size:** 242 square miles

**Year Opened to Deer Hunting:** 1957

**Record Harvest:** 1,227 (2007)

**Average Harvest (previous 10 years):** 867

**Total 2024-2025 Harvest (all seasons):** 834

**Permits issued/quota 2024-2025** (excludes landowner; archery and youth are statewide):

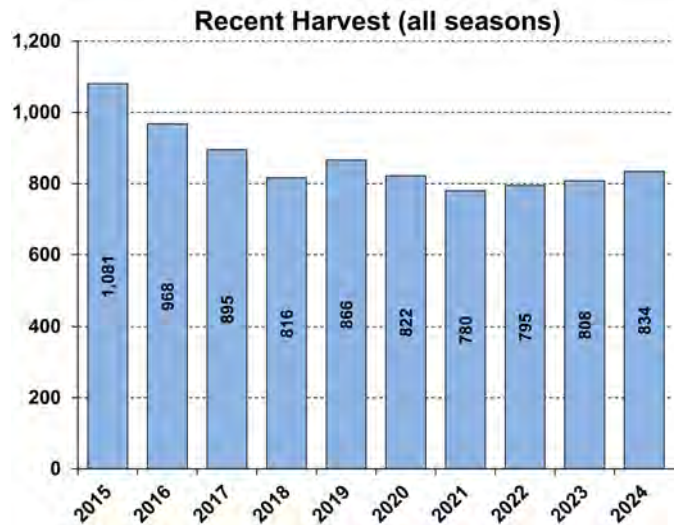
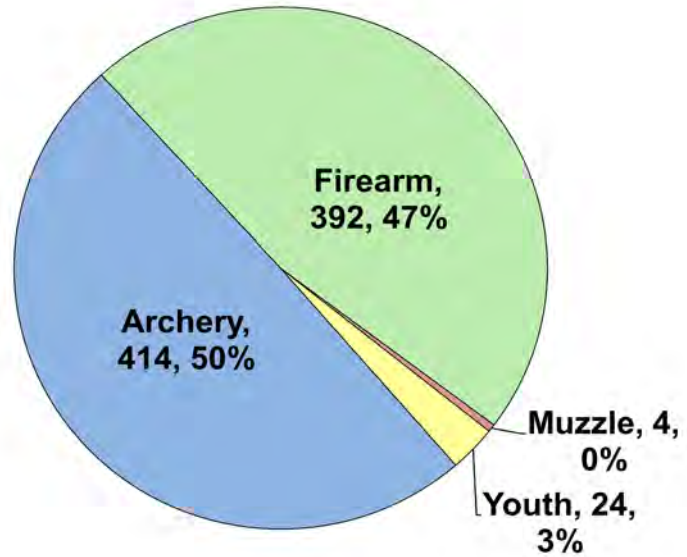
**Firearm:** 750/750 **Muzzle:** 100/100

**Chronic Wasting Disease Detected:** No

**Check Station Location:** N/A

**Late Winter/CWD Season in 2025-2026:** No. Deer Vehicle Accident (DVA) rates (accidents per billion miles driven) are used as an index of deer population size. Counties are closed to Late Winter/CWD season if DVA rates remain below goal, unless other factors (excessive crop damage and/or disease issues) are present.

**Last year in Late Winter/CWD:** 2009



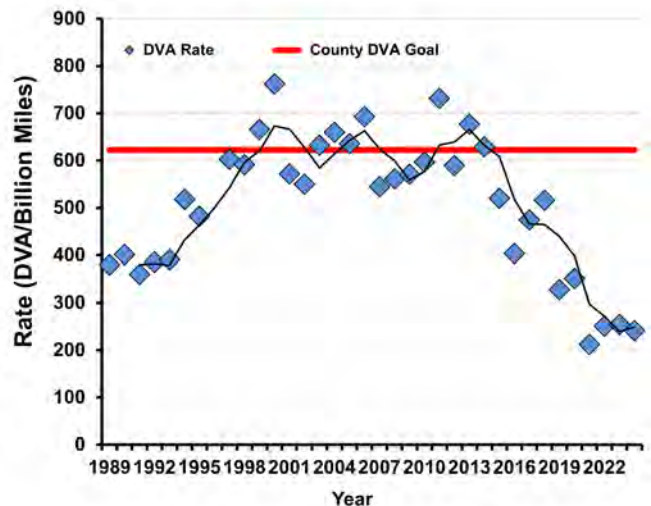
## Recent Archery Harvest by Bow Type

Type	2020	2021	2022	2023	2024
Compound	215	176	171	169	176
Crossbow	184	184	192	215	234
Traditional	3	7	5	5	4
<b>Total</b>	<b>402</b>	<b>367</b>	<b>368</b>	<b>389</b>	<b>414</b>

## Age/Sex Composition of Recent Harvest (%)

	2020	2021	2022	2023	2024
M - Adult	34.7	33.8	36.7	36.8	30.8
M - Yearling	15.0	16.7	16.6	17.5	19.3
M - Fawn	5.7	5.0	5.7	5.1	4.1
F - Adult	39.8	38.8	37.0	38.2	41.5
F - Fawn	4.9	5.6	4.0	2.5	4.3

M - Adult = 2.5 and older; F - Adult = 1.5 and older





# WHITE-TAILED DEER SUMMARY 2024-2025: McDONOUGH COUNTY

Forest Wildlife Program, Illinois Department of Natural Resources



**County Size:** 591 square miles

**Year Opened to Deer Hunting:** 1959

**Record Harvest:** 2,085 (2009)

**Average Harvest (previous 10 years):** 1,549

**Total 2024-2025 Harvest (all seasons):** 1,651

**Permits issued/quota 2024-2025** (excludes landowner; archery and youth are statewide):

**Firearm:** 2189/2200 **Muzzle:** 253/350

**Late Winter:** 36

**Chronic Wasting Disease Detected:** No

**Check Station Location:** N/A

**Late Winter Season in 2025-2026:** Yes. Deer Vehicle Accident (DVA) rates (accidents per billion miles driven) are used as an index of deer population size. Counties remain or are added to Late Winter season if DVA rates are above goal, or other factors (excessive crop damage and/or disease issues) are present.

**Last year in Late Winter:** 2005 - Present

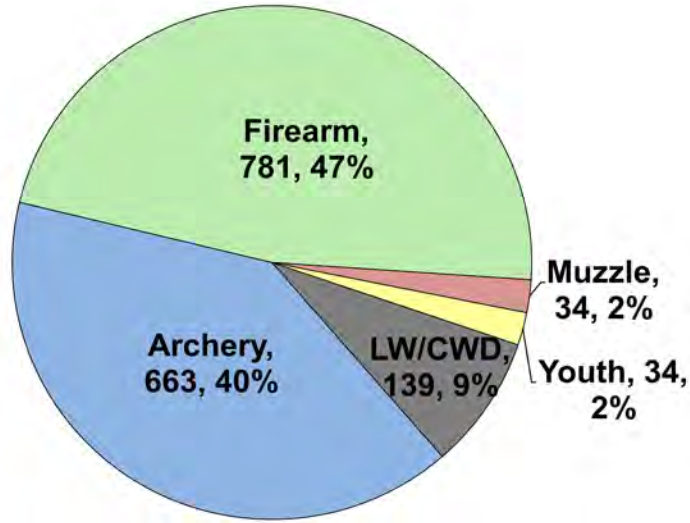
## Recent Archery Harvest by Bow Type

Type	2020	2021	2022	2023	2024
Compound	363	331	331	315	309
Crossbow	281	302	296	323	351
Traditional	6	8	4	4	3
<b>Total</b>	<b>650</b>	<b>641</b>	<b>631</b>	<b>642</b>	<b>663</b>

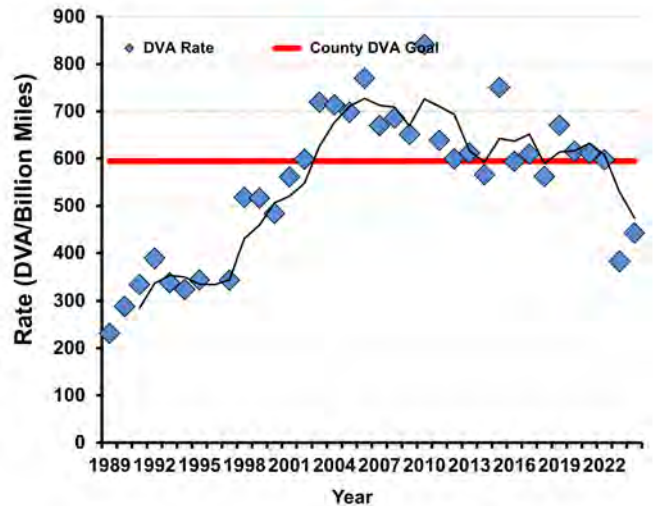
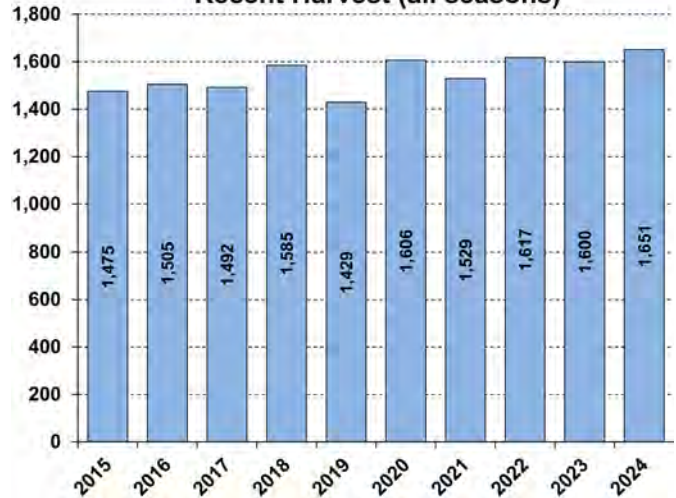
## Age/Sex Composition of Recent Harvest (%)

	2020	2021	2022	2023	2024
M - Adult	29.3	31.3	28.4	32.3	27.8
M - Yearling	13.6	14.5	13.6	14.7	13.9
M - Fawn	8.5	8.6	8.3	9.5	8.0
F - Adult	41.0	38.1	43.2	37.8	43.2
F - Fawn	7.5	7.5	6.4	5.8	7.1

M - Adult = 2.5 and older; F - Adult = 1.5 and older



Recent Harvest (all seasons)





# WHITE-TAILED DEER SUMMARY 2024-2025: MCHENRY COUNTY

Forest Wildlife Program, Illinois Department of Natural Resources



**County Size:** 611 square miles

**Year Opened to Deer Hunting:** 1963

**Record Harvest:** 1,592 (1995)

**Average Harvest (previous 10 years):** 991

**Total 2024-2025 Harvest (all seasons):** 1,177

**Permits issued/quota 2024-2025** (excludes landowner; archery and youth are statewide):

**Firearm:** 1383/3400 **Muzzle:** 166/550

**CWD:** 86

**Chronic Wasting Disease Detected:** Yes

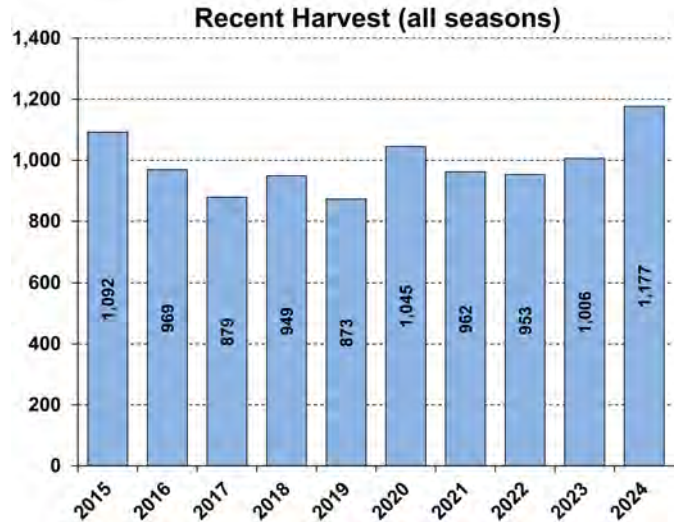
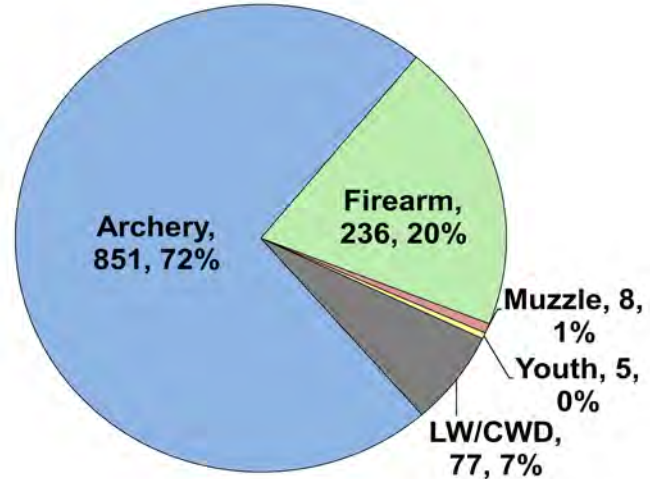
**Check Station Location:** Volo Bog SP

**CWD Season in 2025-2026:** Yes. CWD has and continues to be detected in this county. CWD season allows for extra hunter harvest to reduce deer density and disease transmission.

**Number tested for CWD in 2024-25:** 460

**CWD positive deer in 2024-25:** 47

**IDNR sharpshooting:** 0 deer were removed via sharpshooting. IDNR has modified its CWD management strategy and will not be sharpshooting in McHenry County anymore.



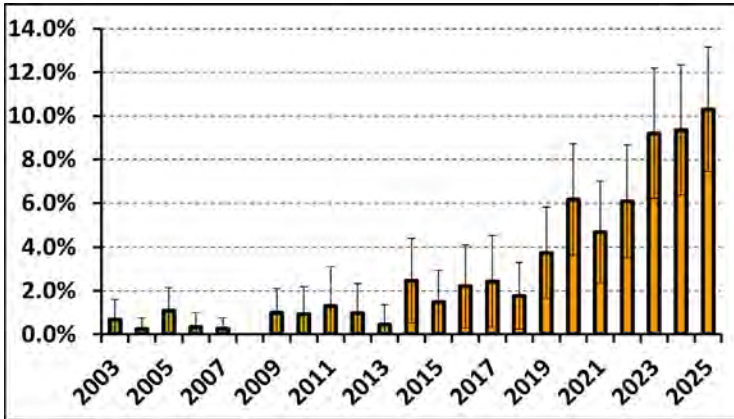
### Recent Archery Harvest by Bow Type

Type	2020	2021	2022	2023	2024
Compound	418	350	362	360	443
Crossbow	233	282	301	322	397
Traditional	11	12	6	12	11
<b>Total</b>	<b>662</b>	<b>644</b>	<b>669</b>	<b>694</b>	<b>851</b>

### Age/Sex Composition of Recent Harvest (%)

	2020	2021	2022	2023	2024
M - Adult	30.7	30.0	31.7	33.9	30.7
M - Yearling	23.3	26.6	24.4	22.5	24.5
M - Fawn	9.2	9.0	7.7	7.1	6.3
F - Adult	31.2	29.6	30.3	30.9	31.7
F - Fawn	5.6	4.7	6.0	5.7	6.7

M - Adult = 2.5 and older; F - Adult = 1.5 and older





# WHITE-TAILED DEER SUMMARY 2024-2025: MCLEAN COUNTY

Forest Wildlife Program, Illinois Department of Natural Resources



**County Size:** 1,186 square miles

**Year Opened to Deer Hunting:** 1970

**Record Harvest:** 1,688 (2010)

**Average Harvest (previous 10 years):** 1,192

**Total 2024-2025 Harvest (all seasons):** 1,428

**Permits issued/quota 2024-2025** (excludes landowner; archery and youth are statewide):

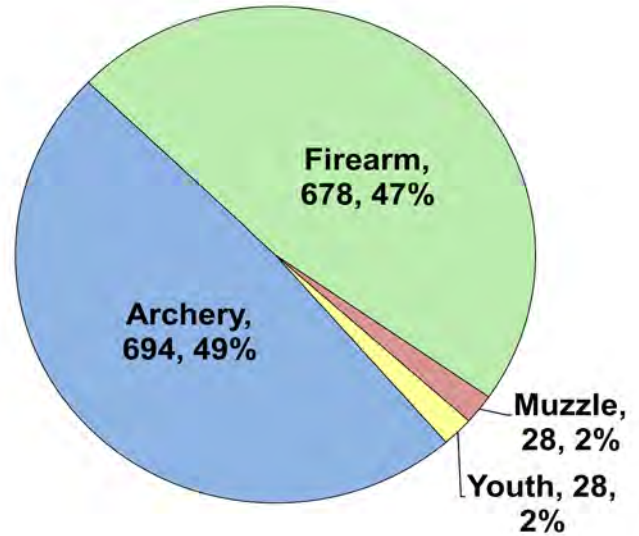
**Firearm:** 1901/2400 **Muzzle:** 273/375

**Chronic Wasting Disease Detected:** No

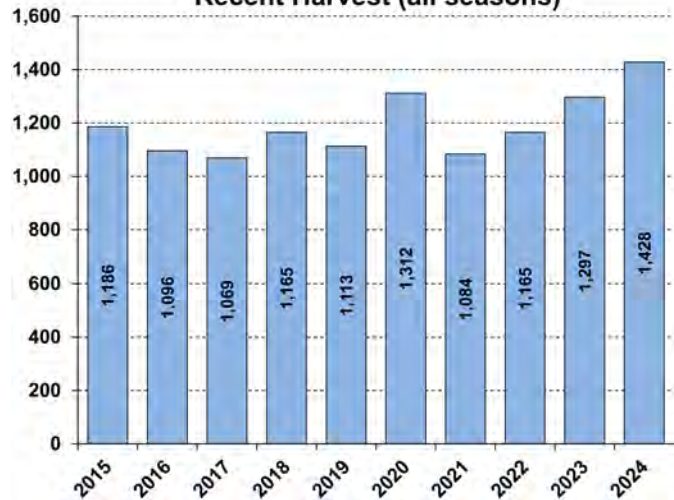
**Check Station Location:** N/A

**Late Winter/CWD Season in 2025-2026:** No. Deer Vehicle Accident (DVA) rates (accidents per billion miles driven) are used as an index of deer population size. Counties are closed to Late Winter/CWD season if DVA rates remain below goal, unless other factors (excessive crop damage and/or disease issues) are present.

**Last year in Late Winter/CWD:** 2019



**Recent Harvest (all seasons)**



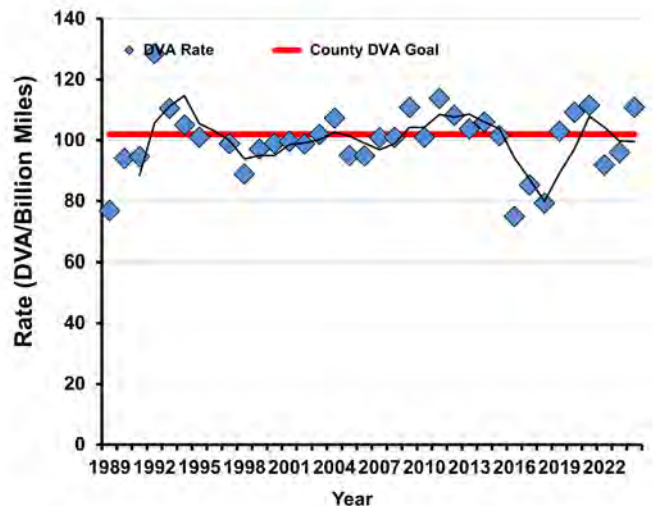
## Recent Archery Harvest by Bow Type

Type	2020	2021	2022	2023	2024
Compound	317	228	227	256	275
Crossbow	303	278	357	382	415
Traditional	3	10	5	7	4
<b>Total</b>	<b>623</b>	<b>516</b>	<b>589</b>	<b>645</b>	<b>694</b>

## Age/Sex Composition of Recent Harvest (%)

	2020	2021	2022	2023	2024
M - Adult	28.6	30.7	31.0	36.2	27.4
M - Yearling	19.0	18.5	18.0	17.3	17.5
M - Fawn	8.5	6.9	6.9	7.0	8.5
F - Adult	39.2	39.0	39.3	35.2	42.0
F - Fawn	4.7	4.9	4.8	4.2	4.6

M - Adult = 2.5 and older; F - Adult = 1.5 and older





# WHITE-TAILED DEER SUMMARY 2024-2025: MENARD COUNTY

Forest Wildlife Program, Illinois Department of Natural Resources



**County Size:** 316 square miles

**Year Opened to Deer Hunting:** 1962

**Record Harvest:** 1,035 (2005)

**Average Harvest (previous 10 years):** 823

**Total 2024-2025 Harvest (all seasons):** 906

**Permits issued/quota 2024-2025** (excludes landowner; archery and youth are statewide):

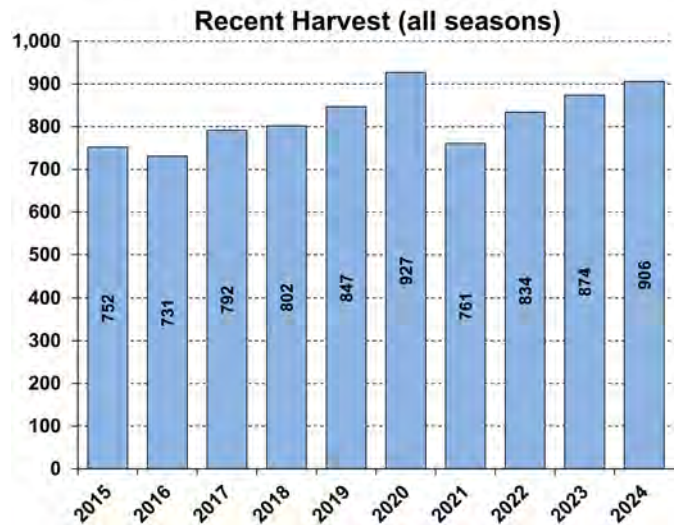
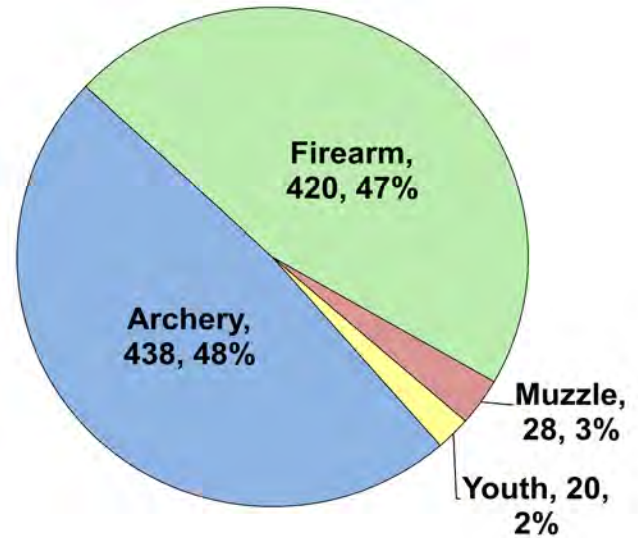
**Firearm:** 1000/1000 **Muzzle:** 160/160

**Chronic Wasting Disease Detected:** No

**Check Station Location:** N/A

**Late Winter/CWD Season in 2025-2026:** No. Deer Vehicle Accident (DVA) rates (accidents per billion miles driven) are used as an index of deer population size. Counties are closed to Late Winter/CWD season if DVA rates remain below goal, unless other factors (excessive crop damage and/or disease issues) are present.

**Last year in Late Winter/CWD:** 2014



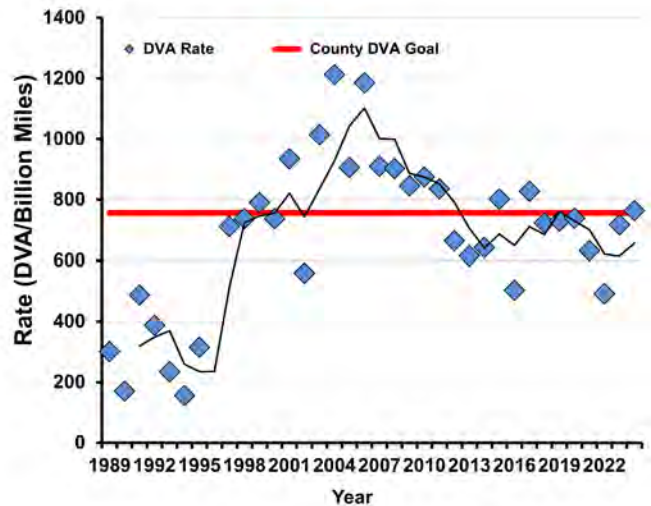
## Recent Archery Harvest by Bow Type

Type	2020	2021	2022	2023	2024
Compound	241	195	207	195	184
Crossbow	266	201	228	244	249
Traditional	1	4	3	1	5
<b>Total</b>	<b>508</b>	<b>400</b>	<b>438</b>	<b>440</b>	<b>438</b>

## Age/Sex Composition of Recent Harvest (%)

	2020	2021	2022	2023	2024
M - Adult	33.5	33.5	33.1	37.6	31.1
M - Yearling	12.1	14.1	13.4	13.3	14.0
M - Fawn	6.6	7.2	7.4	6.8	5.8
F - Adult	42.2	39.6	41.0	38.0	44.4
F - Fawn	5.6	5.7	5.0	4.3	4.6

M - Adult = 2.5 and older; F - Adult = 1.5 and older





# WHITE-TAILED DEER SUMMARY 2024-2025: MERCER COUNTY

Forest Wildlife Program, Illinois Department of Natural Resources



**County Size:** 568 square miles

**Year Opened to Deer Hunting:** 1957

**Record Harvest:** 1,623 (2006)

**Average Harvest (previous 10 years):** 1,518

**Total 2024-2025 Harvest (all seasons):** 1,579

**Permits issued/quota 2024-2025** (excludes landowner; archery and youth are statewide):

**Firearm:** 2564/3000 **Muzzle:** 390/500

**Late Winter:** 28

**Chronic Wasting Disease Detected:** No

**Check Station Location:** N/A

**Late Winter Season in 2025-2026:** Yes. Deer Vehicle Accident (DVA) rates (accidents per billion miles driven) are used as an index of deer population size. Counties remain or are added to Late Winter season if DVA rates are above goal, or other factors (excessive crop damage and/or disease issues) are present.

**Last year in Late Winter:** 2007 - Present

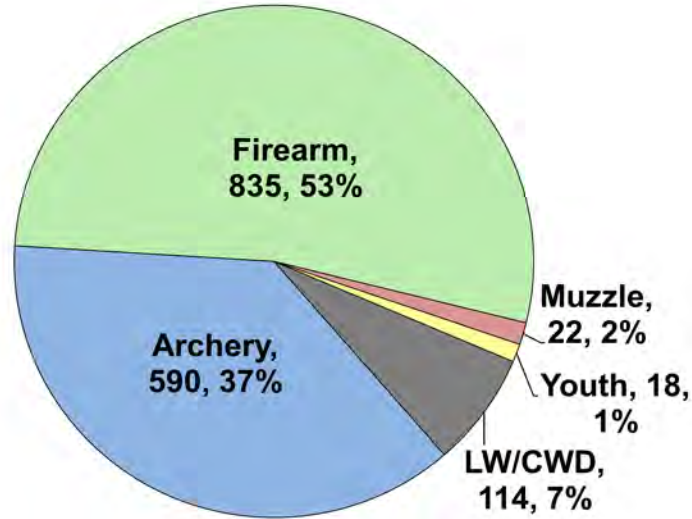
## Recent Archery Harvest by Bow Type

Type	2020	2021	2022	2023	2024
Compound	277	234	228	227	241
Crossbow	344	261	301	344	346
Traditional	3	3	3	4	3
<b>Total</b>	<b>624</b>	<b>498</b>	<b>532</b>	<b>575</b>	<b>590</b>

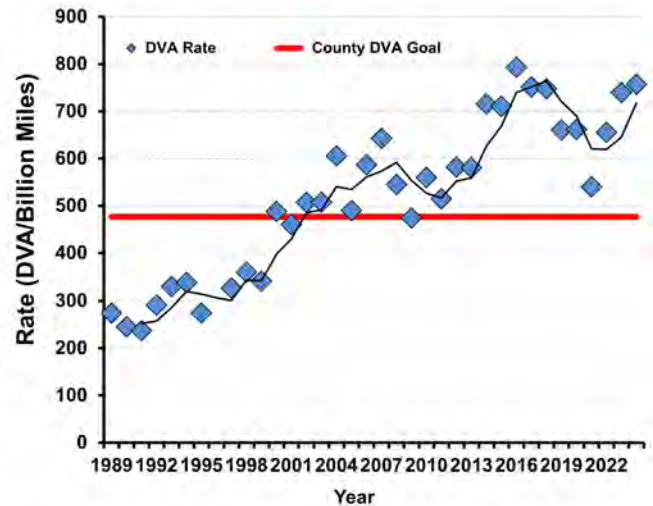
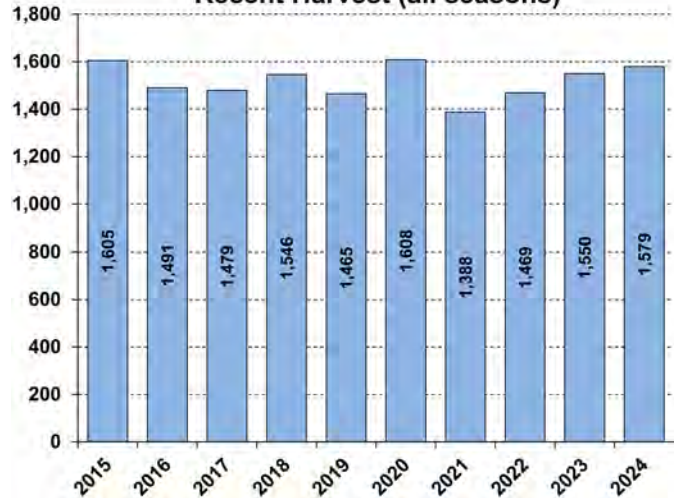
## Age/Sex Composition of Recent Harvest (%)

	2020	2021	2022	2023	2024
M - Adult	29.2	28.9	31.7	31.0	29.1
M - Yearling	16.4	15.5	14.7	16.3	14.4
M - Fawn	10.0	11.0	8.4	9.4	8.9
F - Adult	38.6	38.2	37.2	37.2	39.5
F - Fawn	5.8	6.4	8.1	6.2	8.0

M - Adult = 2.5 and older; F - Adult = 1.5 and older



Recent Harvest (all seasons)





# WHITE-TAILED DEER SUMMARY 2024-2025: MONROE COUNTY

Forest Wildlife Program, Illinois Department of Natural Resources



**County Size:** 398 square miles

**Year Opened to Deer Hunting:** 1964

**Record Harvest:** 1,908 (2024)

**Average Harvest (previous 10 years):** 1,609

**Total 2024-2025 Harvest (all seasons):** 1,908

**Permits issued/quota 2024-2025** (excludes landowner; archery and youth are statewide):

**Firearm:** 3000/3000 **Muzzle:** 335/345

**Late Winter:** 47

**Chronic Wasting Disease Detected:** No

**Check Station Location:** N/A

**Late Winter Season in 2025-2026:** Yes. Deer Vehicle Accident (DVA) rates (accidents per billion miles driven) are used as an index of deer population size. Counties remain or are added to Late Winter season if DVA rates are above goal, or other factors (excessive crop damage and/or disease issues) are present.

**Last year in Late Winter:** 2006 - Present

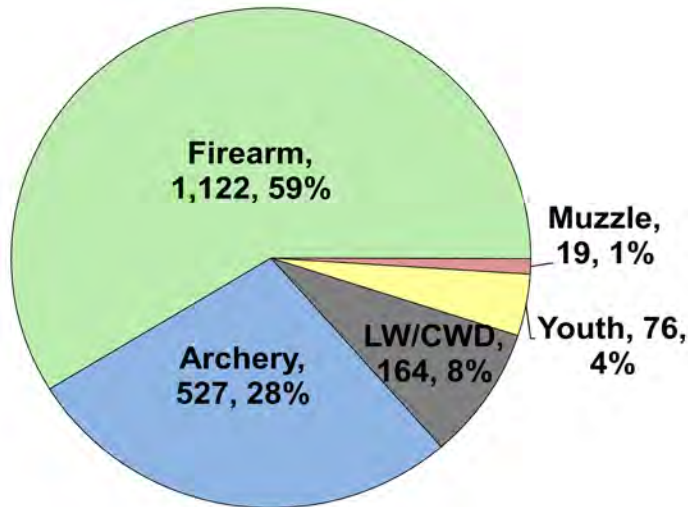
## Recent Archery Harvest by Bow Type

Type	2020	2021	2022	2023	2024
Compound	245	184	165	172	173
Crossbow	282	287	326	301	346
Traditional	4	8	5	7	8
<b>Total</b>	<b>531</b>	<b>479</b>	<b>496</b>	<b>480</b>	<b>527</b>

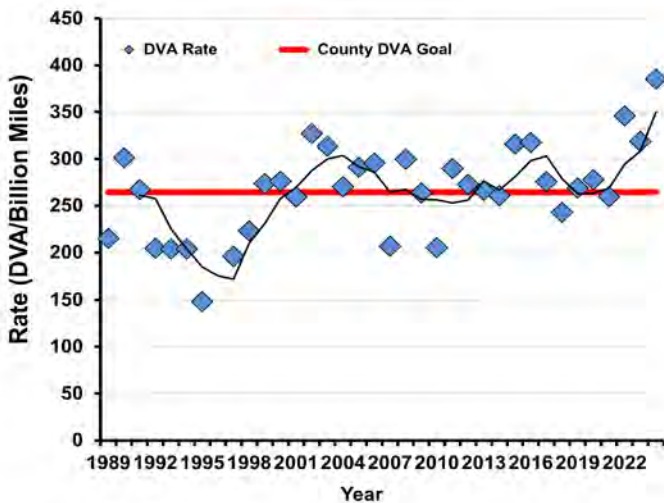
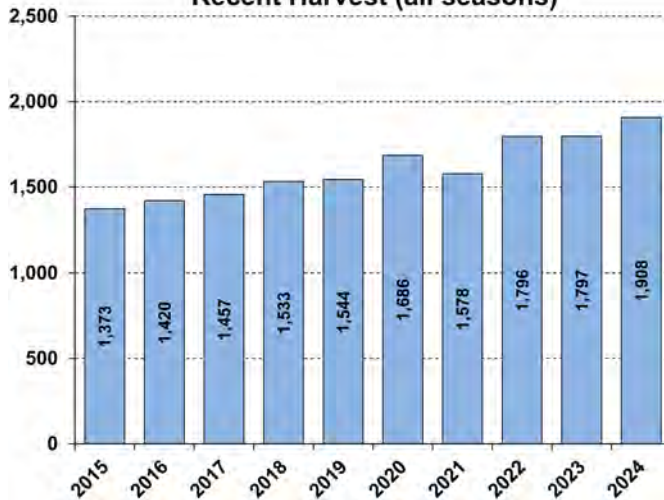
## Age/Sex Composition of Recent Harvest (%)

	2020	2021	2022	2023	2024
M - Adult	27.9	27.1	29.5	30.4	27.8
M - Yearling	18.3	20.8	17.6	19.4	18.4
M - Fawn	8.4	9.1	9.1	7.3	7.7
F - Adult	40.2	37.7	38.3	37.0	39.7
F - Fawn	5.2	5.3	5.5	5.8	6.4

M - Adult = 2.5 and older; F - Adult = 1.5 and older



## Recent Harvest (all seasons)





# WHITE-TAILED DEER SUMMARY 2024-2025: MONTGOMERY COUNTY

Forest Wildlife Program, Illinois Department of Natural Resources



**County Size:** 710 square miles

**Year Opened to Deer Hunting:** 1966

**Record Harvest:** 2,424 (2005)

**Average Harvest (previous 10 years):** 1,729

**Total 2024-2025 Harvest (all seasons):** 2,198

**Permits issued/quota 2024-2025** (excludes landowner; archery and youth are statewide):

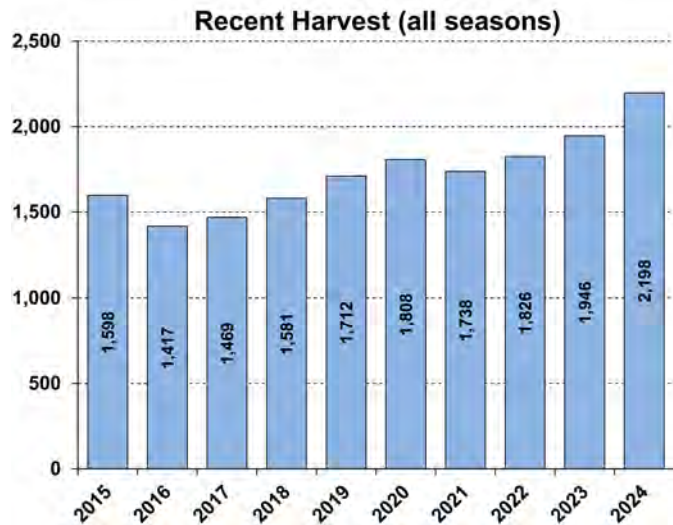
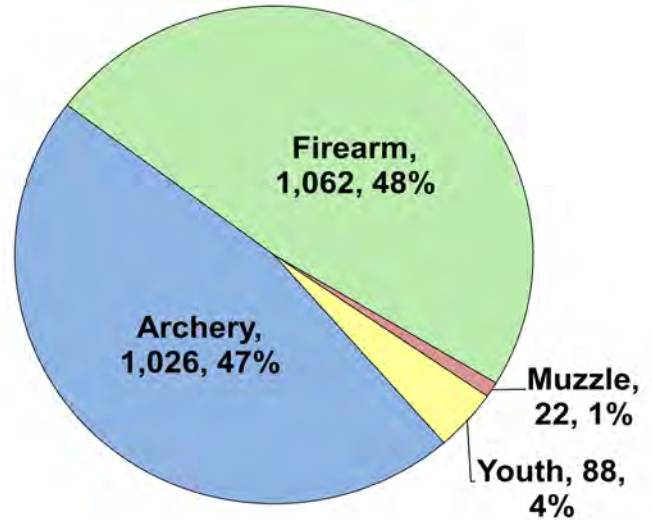
**Firearm:** 2000/2000 **Muzzle:** 275/275

**Chronic Wasting Disease Detected:** No

**Check Station Location:** N/A

**Late Winter/CWD Season in 2025-2026:** No. Deer Vehicle Accident (DVA) rates (accidents per billion miles driven) are used as an index of deer population size. Counties are closed to Late Winter/CWD season if DVA rates remain below goal, unless other factors (excessive crop damage and/or disease issues) are present.

**Last year in Late Winter/CWD:** 2015



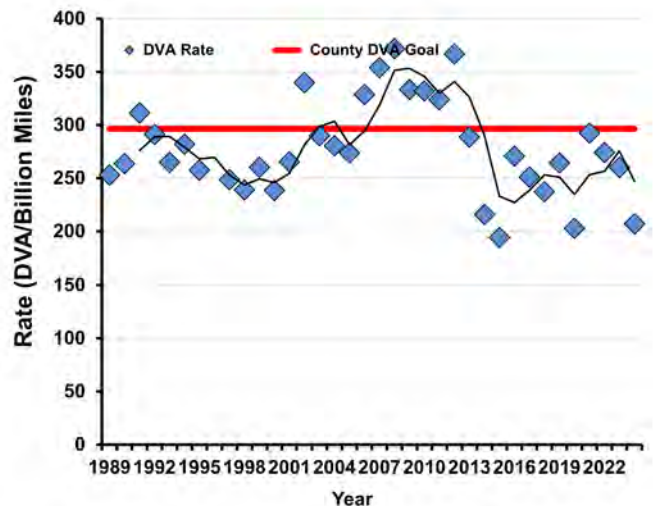
## Recent Archery Harvest by Bow Type

Type	2020	2021	2022	2023	2024
Compound	498	458	436	430	477
Crossbow	425	427	418	520	542
Traditional	4	2	7	3	7
<b>Total</b>	<b>927</b>	<b>887</b>	<b>861</b>	<b>953</b>	<b>1026</b>

## Age/Sex Composition of Recent Harvest (%)

	2020	2021	2022	2023	2024
M - Adult	31.5	30.1	28.1	32.1	27.9
M - Yearling	18.1	17.0	17.0	18.6	16.3
M - Fawn	8.0	9.4	10.0	8.3	9.3
F - Adult	36.6	36.8	38.0	36.3	39.3
F - Fawn	5.8	6.7	6.9	4.7	7.2

M - Adult = 2.5 and older; F - Adult = 1.5 and older





# WHITE-TAILED DEER SUMMARY 2024-2025: MORGAN COUNTY

Forest Wildlife Program, Illinois Department of Natural Resources



**County Size:** 574 square miles

**Year Opened to Deer Hunting:** 1957

**Record Harvest:** 2,222 (2005)

**Average Harvest (previous 10 years):** 1,370

**Total 2024-2025 Harvest (all seasons):** 1,493

**Permits issued/quota 2024-2025** (excludes landowner; archery and youth are statewide):

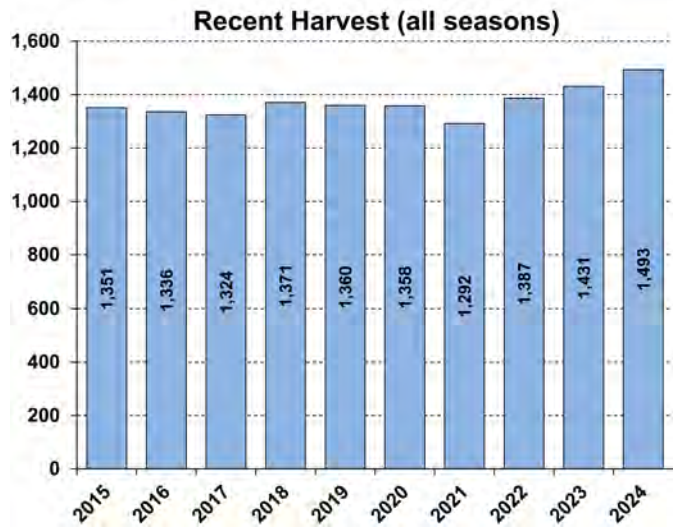
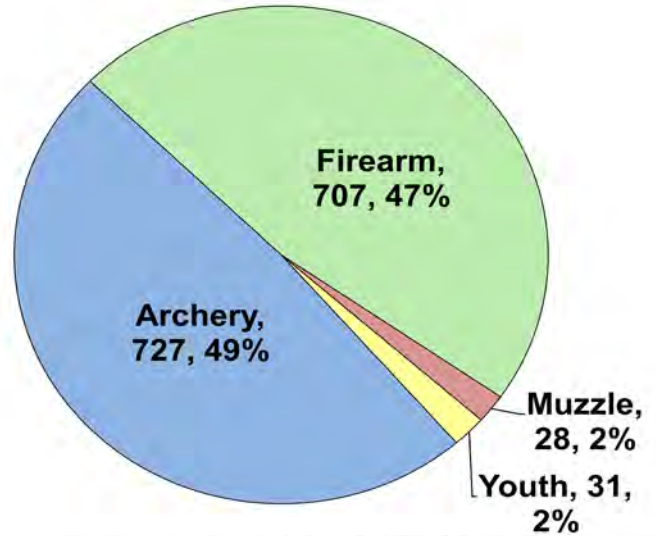
**Firearm:** 1300/1300 **Muzzle:** 225/225

**Chronic Wasting Disease Detected:** No

**Check Station Location:** N/A

**Late Winter/CWD Season in 2025-2026:** No. Deer Vehicle Accident (DVA) rates (accidents per billion miles driven) are used as an index of deer population size. Counties are closed to Late Winter/CWD season if DVA rates remain below goal, unless other factors (excessive crop damage and/or disease issues) are present.

**Last year in Late Winter/CWD:** 2012



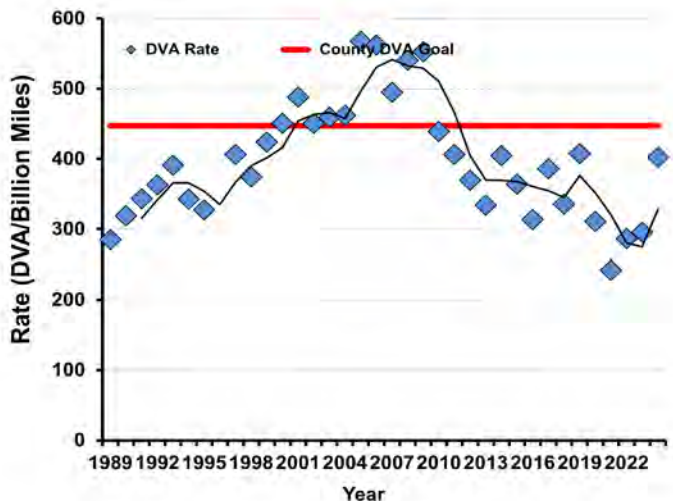
## Recent Archery Harvest by Bow Type

Type	2020	2021	2022	2023	2024
Compound	358	345	338	352	377
Crossbow	317	316	317	333	346
Traditional	6	6	6	10	4
<b>Total</b>	<b>681</b>	<b>667</b>	<b>661</b>	<b>695</b>	<b>727</b>

## Age/Sex Composition of Recent Harvest (%)

	2020	2021	2022	2023	2024
M - Adult	34.5	38.9	38.6	40.4	34.6
M - Yearling	15.7	15.0	13.3	13.3	16.7
M - Fawn	8.0	7.4	8.0	7.3	6.8
F - Adult	36.6	33.7	35.9	33.5	35.7
F - Fawn	5.3	5.0	4.2	5.5	6.3

M - Adult = 2.5 and older; F - Adult = 1.5 and older





# WHITE-TAILED DEER SUMMARY 2024-2025: MOULTRIE COUNTY

Forest Wildlife Program, Illinois Department of Natural Resources



**County Size:** 344 square miles

**Year Opened to Deer Hunting:** 1972

**Record Harvest:** 806 (2024)

**Average Harvest (previous 10 years):** 655

**Total 2024-2025 Harvest (all seasons):** 806

**Permits issued/quota 2024-2025** (excludes landowner; archery and youth are statewide):

**Firearm:** 375/375 **Muzzle:** 125/125

**Chronic Wasting Disease Detected:** No

**Check Station Location:** N/A

**Late Winter/CWD Season in 2025-2026:** No. Deer Vehicle Accident (DVA) rates (accidents per billion miles driven) are used as an index of deer population size. Counties are closed to Late Winter/CWD season if DVA rates remain below goal, unless other factors (excessive crop damage and/or disease issues) are present.

**Last year in Late Winter/CWD:** Never

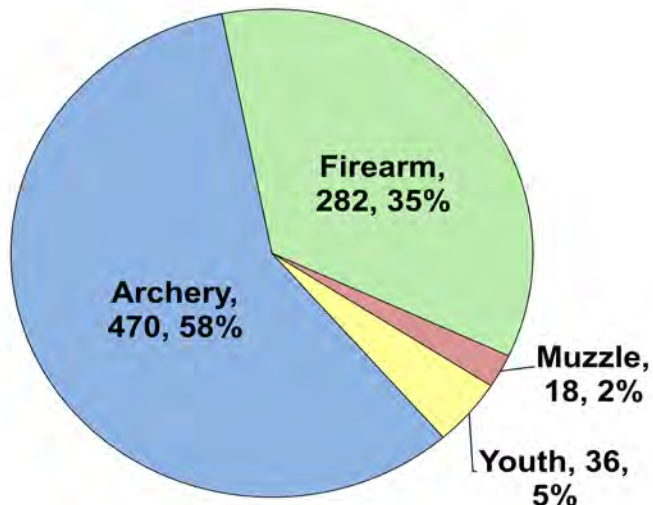
## Recent Archery Harvest by Bow Type

Type	2020	2021	2022	2023	2024
Compound	251	185	200	250	235
Crossbow	233	232	245	235	234
Traditional	4	3	3	3	1
<b>Total</b>	<b>488</b>	<b>420</b>	<b>448</b>	<b>488</b>	<b>470</b>

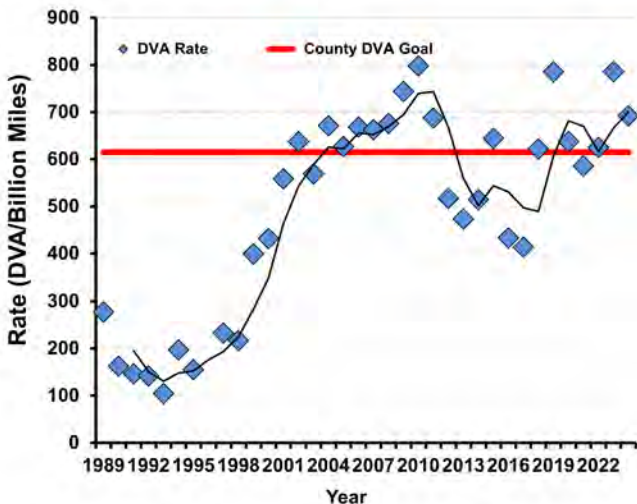
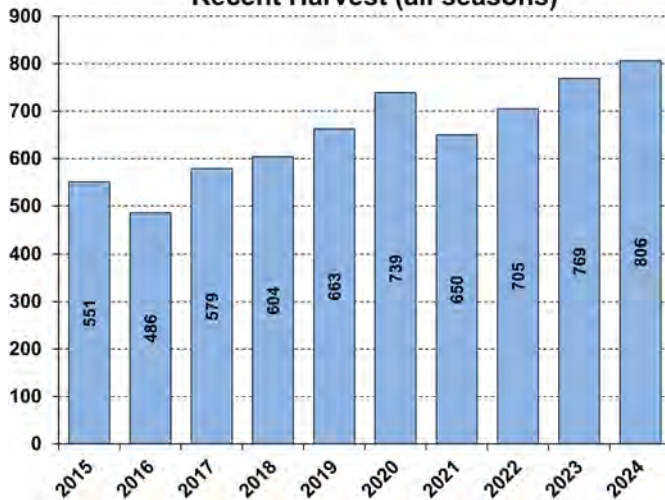
## Age/Sex Composition of Recent Harvest (%)

	2020	2021	2022	2023	2024
M - Adult	25.2	24.3	28.1	27.7	27.9
M - Yearling	20.4	19.5	21.4	18.9	18.0
M - Fawn	9.1	12.3	9.8	9.2	10.4
F - Adult	37.8	36.0	33.6	38.0	37.7
F - Fawn	7.6	7.8	7.1	6.2	6.0

M - Adult = 2.5 and older; F - Adult = 1.5 and older



## Recent Harvest (all seasons)





# WHITE-TAILED DEER SUMMARY 2024-2025: OGLE COUNTY

Forest Wildlife Program, Illinois Department of Natural Resources



**County Size:** 764 square miles

**Year Opened to Deer Hunting:** 1957

**Record Harvest:** 2,488 (2006)

**Average Harvest (previous 10 years):** 1,569

**Total 2024-2025 Harvest (all seasons):** 1,544

**Permits issued/quota 2024-2025** (excludes landowner; archery and youth are statewide):

**Firearm:** 2535/3900 **Muzzle:** 249/675

**CWD:** 143

**Chronic Wasting Disease Detected:** Yes

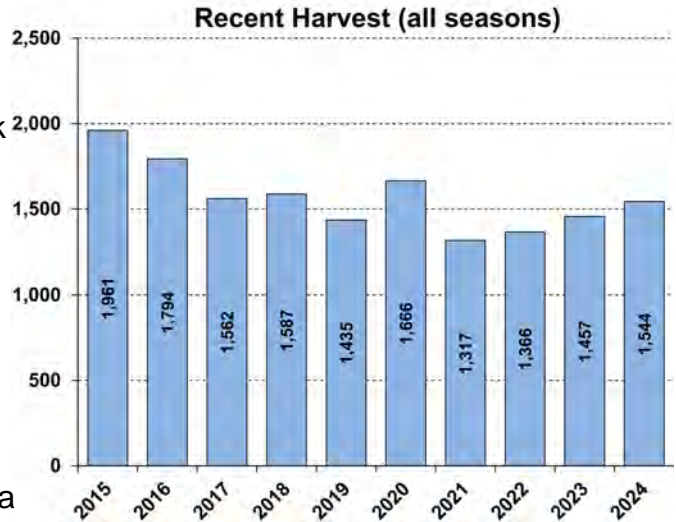
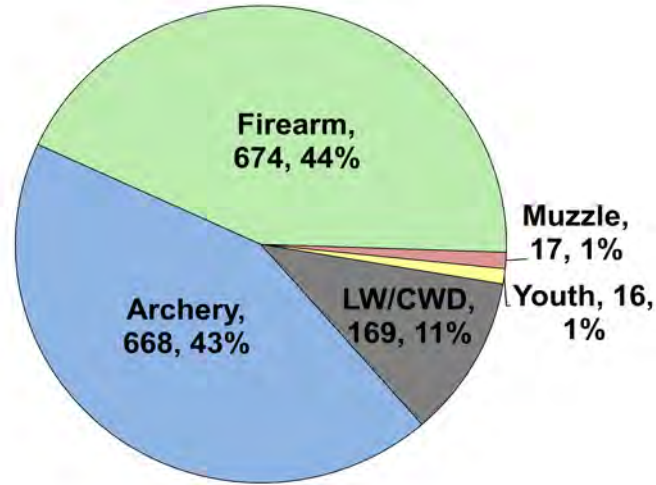
**Check Station Location:** Castle Rock State Park

**CWD Season in 2025-2026:** Yes. CWD has and continues to be detected in this county. CWD season allows for extra hunter harvest to reduce deer density and disease transmission.

**Number tested for CWD in 2024-25:** 776

**CWD positive deer in 2024-25:** 66

**IDNR sharpshooting:** 155 deer were removed via sharpshooting which is used to supplement hunter harvest, allows localized deer reductions in known CWD positive areas to reduce transmission rates and environmental contamination.



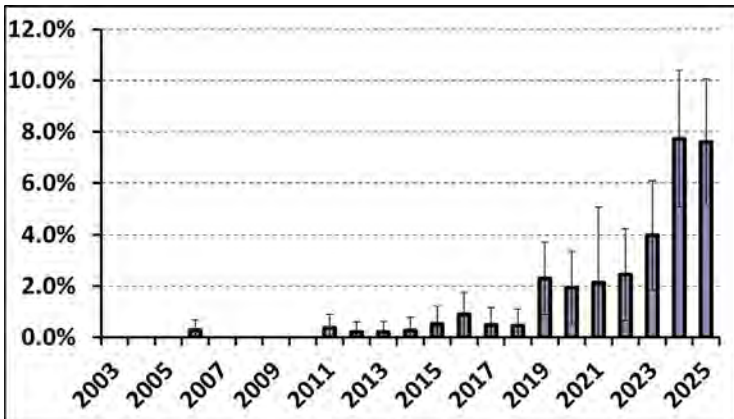
### Recent Archery Harvest by Bow Type

Type	2020	2021	2022	2023	2024
Compound	375	256	277	322	283
Crossbow	373	277	365	316	381
Traditional	11	8	3	3	4
<b>Total</b>	<b>759</b>	<b>541</b>	<b>645</b>	<b>641</b>	<b>668</b>

### Age/Sex Composition of Recent Harvest (%)

	2020	2021	2022	2023	2024
M - Adult	25.7	31.1	30.4	33.2	28.6
M - Yearling	17.6	18.7	20.1	18.8	18.7
M - Fawn	9.8	8.0	8.1	8.2	9.1
F - Adult	40.9	36.2	35.6	33.6	37.3
F - Fawn	6.0	6.1	5.9	6.2	6.2

M - Adult = 2.5 and older; F - Adult = 1.5 and older





# WHITE-TAILED DEER SUMMARY 2024-2025: PEORIA COUNTY

Forest Wildlife Program, Illinois Department of Natural Resources



**County Size:** 630 square miles

**Year Opened to Deer Hunting:** 1962

**Record Harvest:** 3,366 (2009)

**Average Harvest (previous 10 years):** 1,909

**Total 2024-2025 Harvest (all seasons):** 1,871

**Permits issued/quota 2024-2025** (excludes landowner; archery and youth are statewide):

**Firearm:** 2400/2400 **Muzzle:** 360/360

**Chronic Wasting Disease Detected:** Yes

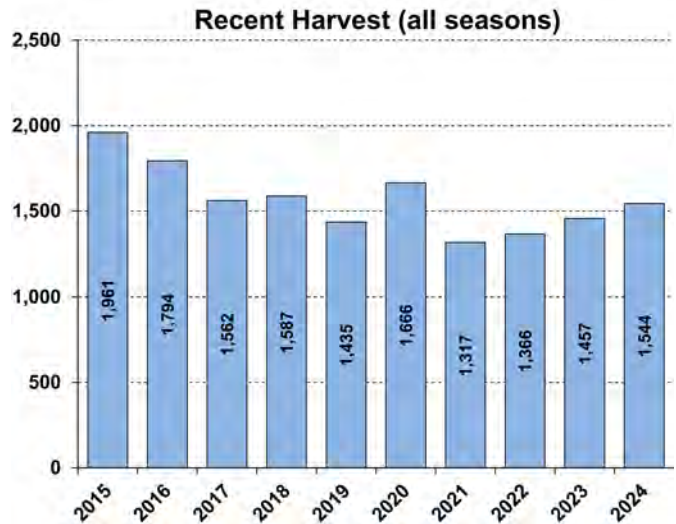
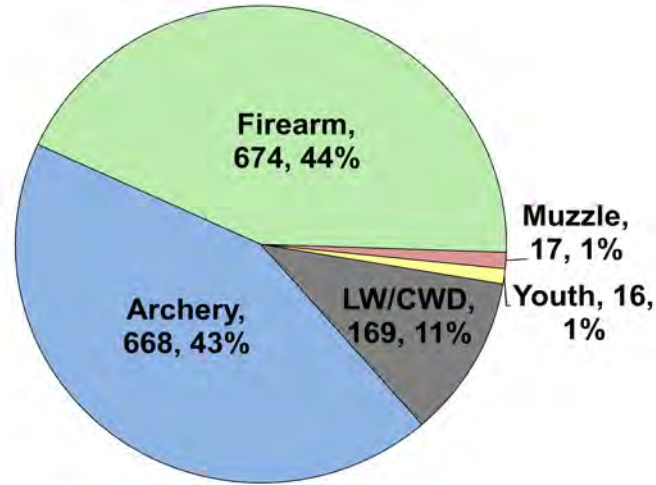
**Check Station Location:** Jubilee College SP

**CWD Season in 2025-2026:** Yes. CWD was detected in this county in 2024. CWD season allows for extra hunter harvest to reduce deer density and disease transmission.

**Number tested for CWD in 2024-25:** 11

**CWD positive deer in 2024-25:** 1

**IDNR sharpshooting:** 0 deer were removed via sharpshooting. IDNR does not plan to use sharpshooting as a management tool in Peoria County.



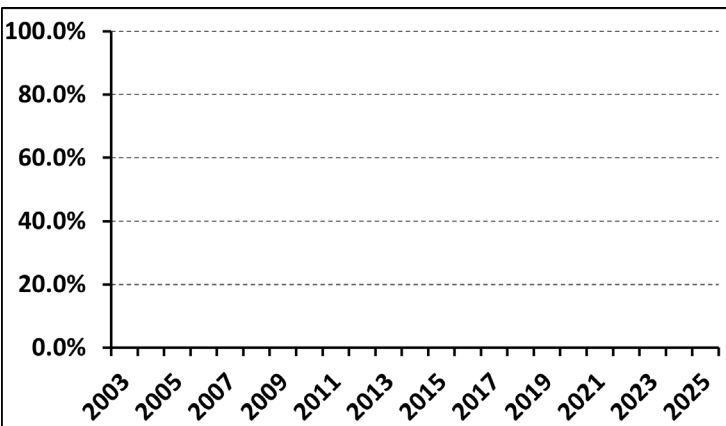
### Recent Archery Harvest by Bow Type

Type	2020	2021	2022	2023	2024
Compound	375	256	277	322	283
Crossbow	373	277	365	316	381
Traditional	11	8	3	3	4
<b>Total</b>	<b>759</b>	<b>541</b>	<b>645</b>	<b>641</b>	<b>668</b>

### Age/Sex Composition of Recent Harvest (%)

	2020	2021	2022	2023	2024
M - Adult	25.7	31.1	30.4	33.2	28.6
M - Yearling	17.6	18.7	20.1	18.8	18.7
M - Fawn	9.8	8.0	8.1	8.2	9.1
F - Adult	40.9	36.2	35.6	33.6	37.3
F - Fawn	6.0	6.1	5.9	6.2	6.2

M - Adult = 2.5 and older; F - Adult = 1.5 and older





# WHITE-TAILED DEER SUMMARY 2024-2025: PERRY COUNTY

Forest Wildlife Program, Illinois Department of Natural Resources



**County Size:** 447 square miles

**Year Opened to Deer Hunting:** 1963

**Record Harvest:** 2,890 (2020 and 2024)

**Average Harvest (previous 10 years):** 2,600

**Total 2024-2025 Harvest (all seasons):** 2,890

**Permits issued/quota 2024-2025** (excludes landowner; archery and youth are statewide):

**Firearm:** 3200/3200 **Muzzle:** 449/500

**Late Winter:** 209

**Chronic Wasting Disease Detected:** No

**Check Station Location:** N/A

**Late Winter Season in 2025-2026:** Yes. Deer Vehicle Accident (DVA) rates (accidents per billion miles driven) are used as an index of deer population size. Counties remain or are added to Late Winter season if DVA rates are above goal, or other factors (excessive crop damage and/or disease issues) are present.

**Last year in Late Winter:** 2017 - Present

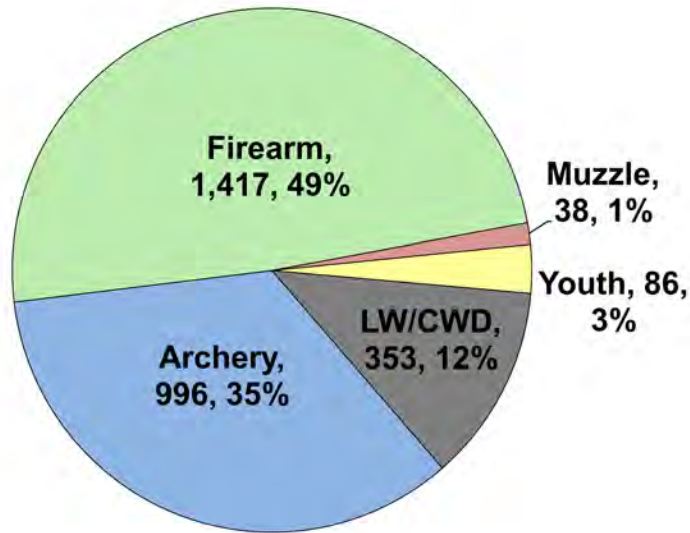
## Recent Archery Harvest by Bow Type

Type	2020	2021	2022	2023	2024
Compound	583	408	452	439	461
Crossbow	552	459	487	495	519
Traditional	16	9	13	7	16
<b>Total</b>	<b>1151</b>	<b>876</b>	<b>952</b>	<b>941</b>	<b>996</b>

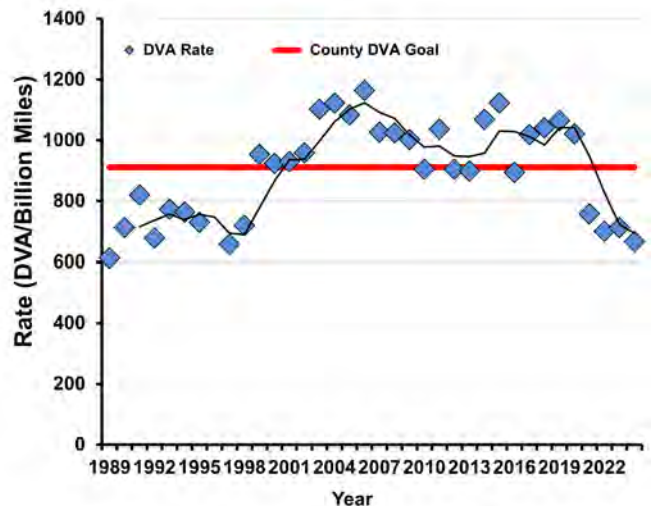
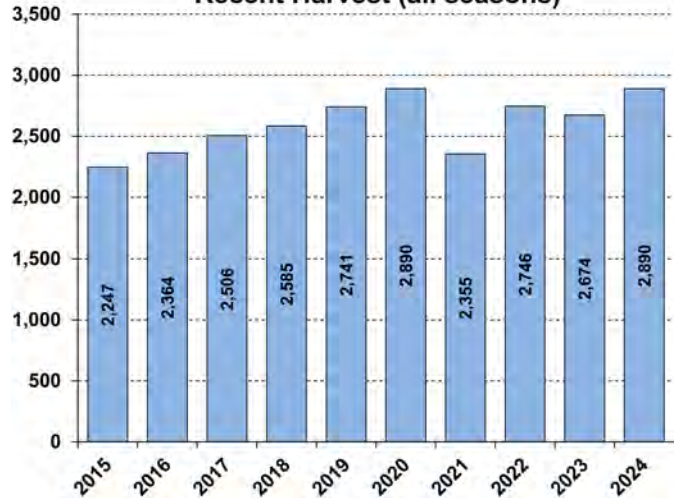
## Age/Sex Composition of Recent Harvest (%)

	2020	2021	2022	2023	2024
M - Adult	28.2	29.7	29.5	31.0	28.2
M - Yearling	14.1	12.5	12.5	13.7	12.9
M - Fawn	8.3	8.3	8.8	7.7	6.7
F - Adult	42.9	41.9	41.9	41.1	45.5
F - Fawn	6.5	7.6	7.3	6.4	6.7

M - Adult = 2.5 and older; F - Adult = 1.5 and older



## Recent Harvest (all seasons)





# WHITE-TAILED DEER SUMMARY 2024-2025: PIATT COUNTY

Forest Wildlife Program, Illinois Department of Natural Resources



**County Size:** 439 square miles

**Year Opened to Deer Hunting:** 1972

**Record Harvest:** 619 (2005)

**Average Harvest (previous 10 years):** 352

**Total 2024-2025 Harvest (all seasons):** 460

**Permits issued/quota 2024-2025** (excludes landowner; archery and youth are statewide):

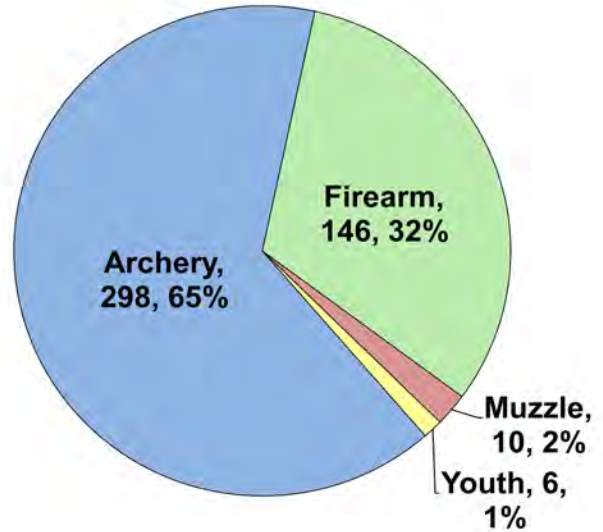
**Firearm:** 300/300 **Muzzle:** 100/100

**Chronic Wasting Disease Detected:** No

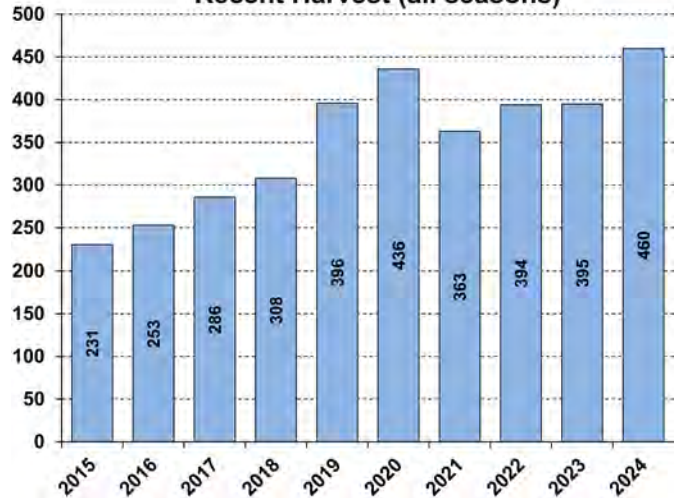
**Check Station Location:** N/A

**Late Winter/CWD Season in 2025-2026:** No. Deer Vehicle Accident (DVA) rates (accidents per billion miles driven) are used as an index of deer population size. Counties are closed to Late Winter/CWD season if DVA rates remain below goal, unless other factors (excessive crop damage and/or disease issues) are present.

**Last year in Late Winter/CWD:** Never



**Recent Harvest (all seasons)**



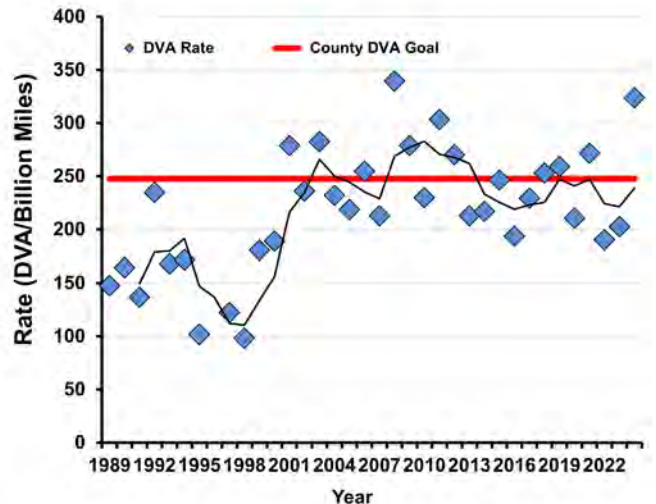
## Recent Archery Harvest by Bow Type

Type	2020	2021	2022	2023	2024
Compound	147	119	117	135	154
Crossbow	135	120	126	125	139
Traditional	3	3	3	1	5
<b>Total</b>	<b>285</b>	<b>242</b>	<b>246</b>	<b>261</b>	<b>298</b>

## Age/Sex Composition of Recent Harvest (%)

	2020	2021	2022	2023	2024
M - Adult	33.0	40.5	35.3	34.4	33.5
M - Yearling	18.8	16.0	16.8	18.0	17.0
M - Fawn	8.3	6.6	4.3	6.3	5.2
F - Adult	35.3	31.1	37.1	36.2	41.5
F - Fawn	4.6	5.8	6.6	5.1	2.8

M - Adult = 2.5 and older; F - Adult = 1.5 and older





# WHITE-TAILED DEER SUMMARY 2024-2025: PIKE COUNTY

Forest Wildlife Program, Illinois Department of Natural Resources



**County Size:** 848 square miles

**Year Opened to Deer Hunting:** 1957

**Record Harvest:** 9,033 (2006)

**Average Harvest (previous 10 years):** 4,459

**Total 2024-2025 Harvest (all seasons):** 4,555

**Permits issued/quota 2024-2025** (excludes landowner; archery and youth are statewide):

**Firearm:** 4500/4500 **Muzzle:** 900/900

**Late Winter:**

**Chronic Wasting Disease Detected:** No

**Check Station Location:** N/A

**Late Winter/CWD Season in 2025-2026:** Yes. Deer Vehicle Accident (DVA) rates (accidents per billion miles driven) are used as an index of deer population size. Counties remain or are added to Late Winter season if DVA rates are above goal, or other factors (excessive crop damage and/or disease issues) are present.

**Last year in Late Winter:** 2025 - Present

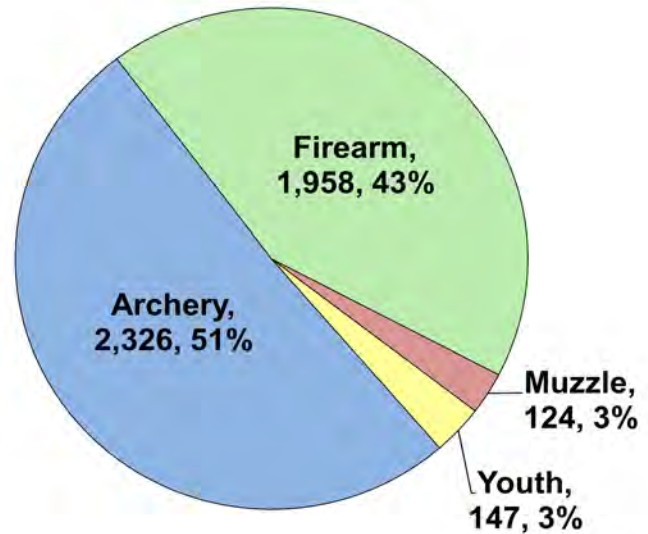
## Recent Archery Harvest by Bow Type

Type	2020	2021	2022	2023	2024
Compound	1239	1159	1058	1046	1094
Crossbow	1129	1035	1138	1091	1184
Traditional	41	49	35	39	48
<b>Total</b>	<b>2409</b>	<b>2243</b>	<b>2231</b>	<b>2176</b>	<b>2326</b>

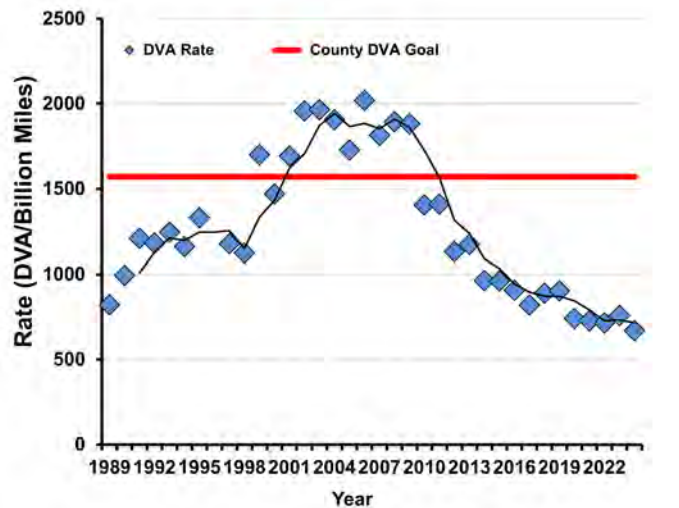
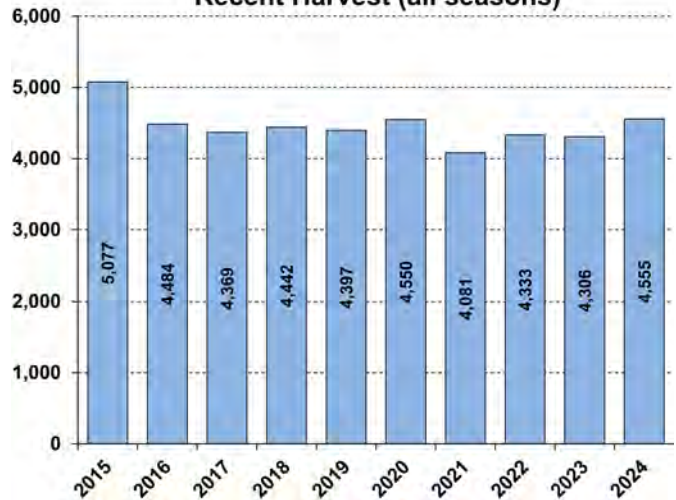
## Age/Sex Composition of Recent Harvest (%)

	2020	2021	2022	2023	2024
M - Adult	37.3	35.7	37.5	39.2	36.5
M - Yearling	11.8	11.4	12.7	12.5	11.4
M - Fawn	6.1	6.9	6.0	5.7	5.4
F - Adult	39.3	39.8	39.6	37.2	41.5
F - Fawn	5.5	6.2	4.2	5.4	5.2

M - Adult = 2.5 and older; F - Adult = 1.5 and older



Recent Harvest (all seasons)





# WHITE-TAILED DEER SUMMARY 2024-2025: POPE COUNTY

Forest Wildlife Program, Illinois Department of Natural Resources



**County Size:** 374 square miles

**Year Opened to Deer Hunting:** 1957

**Record Harvest:** 3,230 (2005)

**Average Harvest (previous 10 years):** 2,363

**Total 2024-2025 Harvest (all seasons):** 2,114

**Permits issued/quota 2024-2025** (excludes landowner; archery and youth are statewide):

**Firearm:** 4000/4000 **Muzzle:** 361/425

**Chronic Wasting Disease Detected:** No

**Check Station Location:** N/A

**Late Winter/CWD Season in 2025-2026:** No. Deer Vehicle Accident (DVA) rates (accidents per billion miles driven) are used as an index of deer population size. Counties are closed to Late Winter/CWD season if DVA rates remain below goal, unless other factors (excessive crop damage and/or disease issues) are present.

**Last year in Late Winter/CWD:** Never

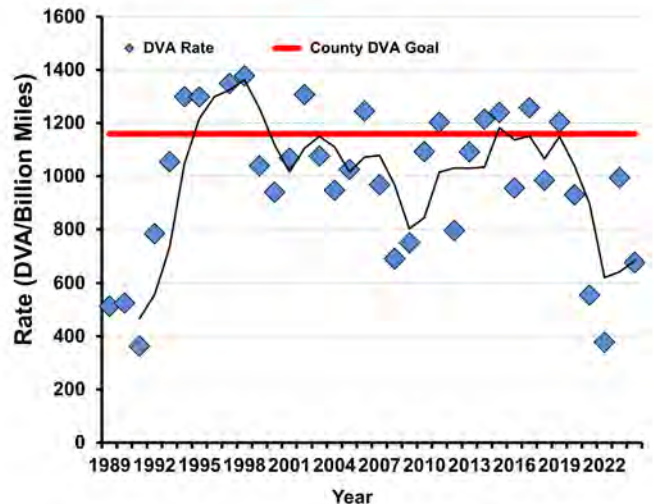
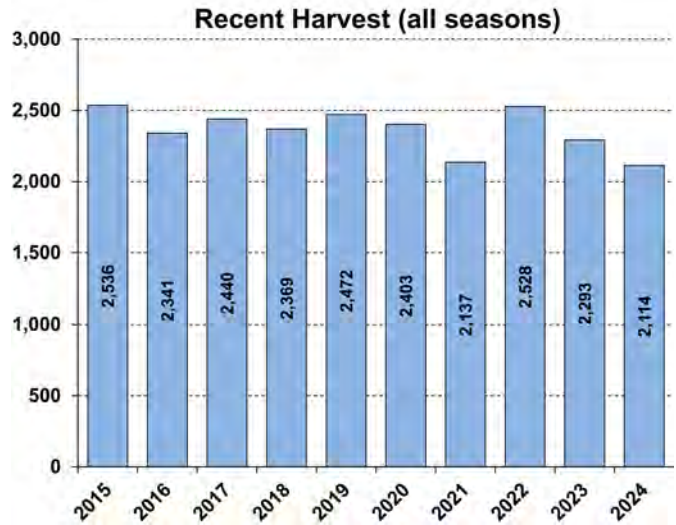
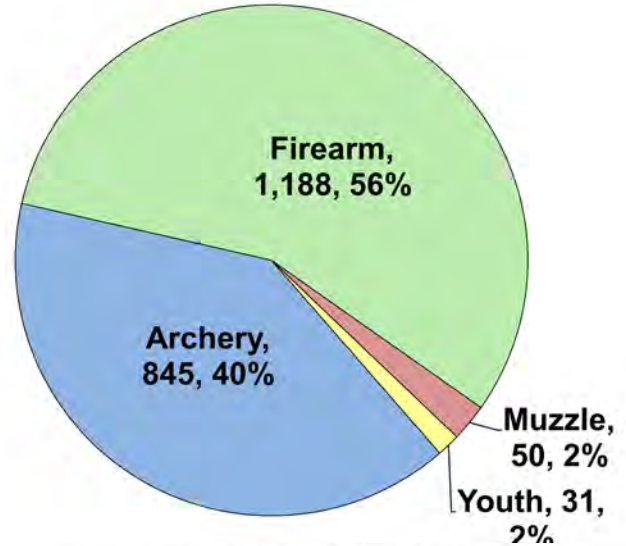
## Recent Archery Harvest by Bow Type

Type	2020	2021	2022	2023	2024
Compound	499	427	454	441	410
Crossbow	531	435	548	464	429
Traditional	12	9	10	9	6
<b>Total</b>	<b>1042</b>	<b>871</b>	<b>1012</b>	<b>914</b>	<b>845</b>

## Age/Sex Composition of Recent Harvest (%)

	2020	2021	2022	2023	2024
M - Adult	27.5	26.3	24.7	28.5	29.0
M - Yearling	23.3	23.2	23.9	25.6	23.7
M - Fawn	7.4	9.8	8.8	8.6	8.1
F - Adult	36.1	34.2	36.1	32.8	35.0
F - Fawn	5.6	6.6	6.4	4.5	4.2

M - Adult = 2.5 and older; F - Adult = 1.5 and older





# WHITE-TAILED DEER SUMMARY 2024-2025: PULASKI COUNTY

Forest Wildlife Program, Illinois Department of Natural Resources



**County Size:** 203 square miles

**Year Opened to Deer Hunting:** 1957

**Record Harvest:** 1,171 (2007)

**Average Harvest (previous 10 years):** 626

**Total 2024-2025 Harvest (all seasons):** 623

**Permits issued/quota 2024-2025** (excludes landowner; archery and youth are statewide):

**Firearm:** 500/500 **Muzzle:** 100/100

**Chronic Wasting Disease Detected:** No

**Check Station Location:** N/A

**Late Winter/CWD Season in 2025-2026:** No. Deer Vehicle Accident (DVA) rates (accidents per billion miles driven) are used as an index of deer population size. Counties are closed to Late Winter/CWD season if DVA rates remain below goal, unless other factors (excessive crop damage and/or disease issues) are present.

**Last year in Late Winter/CWD:** Never

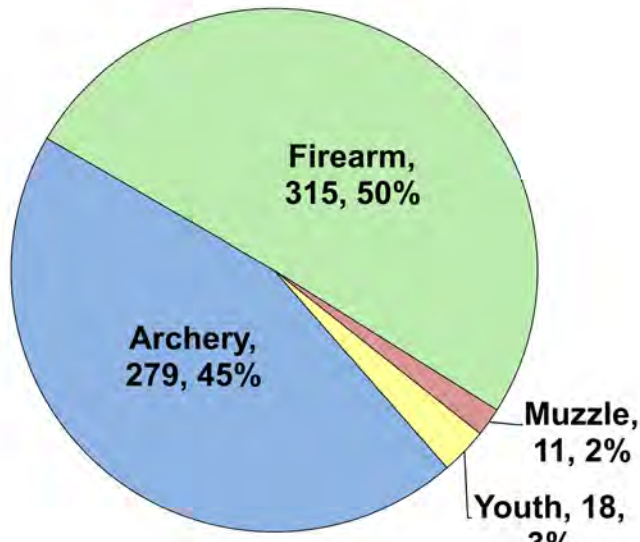
## Recent Archery Harvest by Bow Type

Type	2020	2021	2022	2023	2024
Compound	149	114	141	119	155
Crossbow	144	152	148	136	124
Traditional	5	2	4	3	0
<b>Total</b>	<b>298</b>	<b>268</b>	<b>293</b>	<b>258</b>	<b>279</b>

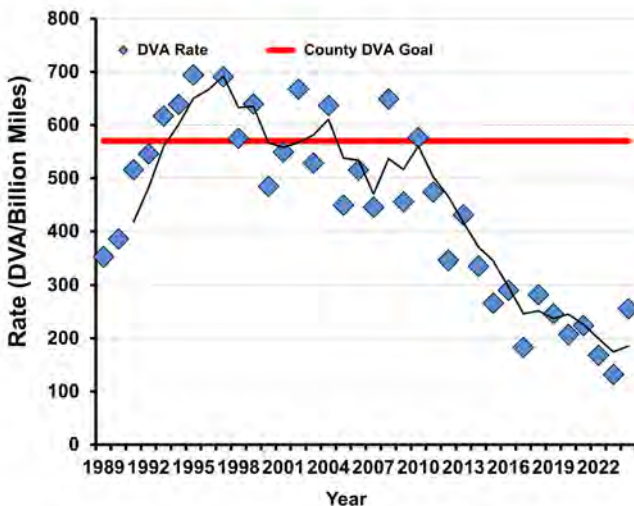
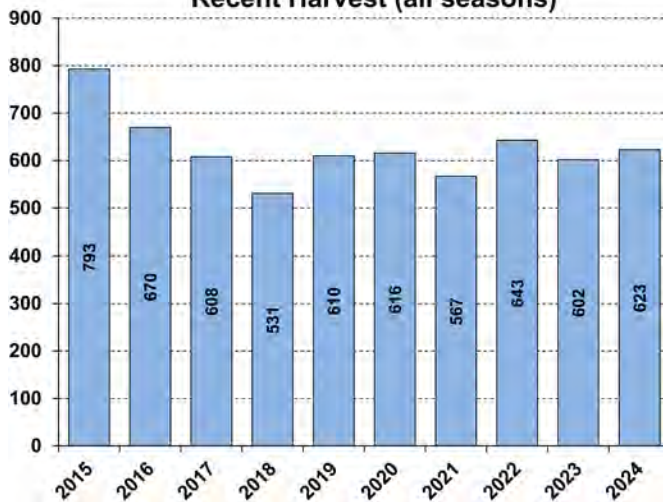
## Age/Sex Composition of Recent Harvest (%)

	2020	2021	2022	2023	2024
M - Adult	30.5	31.4	31.1	33.4	31.1
M - Yearling	19.6	19.2	18.2	19.4	19.7
M - Fawn	5.7	7.6	5.4	7.8	7.5
F - Adult	39.8	34.9	40.0	34.7	37.6
F - Fawn	4.4	6.9	5.3	4.7	4.0

M - Adult = 2.5 and older; F - Adult = 1.5 and older



Recent Harvest (all seasons)





# WHITE-TAILED DEER SUMMARY 2024-2025: PUTNAM COUNTY

Forest Wildlife Program, Illinois Department of Natural Resources



**County Size:** 172 square miles

**Year Opened to Deer Hunting:** 1957

**Record Harvest:** 1,146 (2009)

**Average Harvest (previous 10 years):** 689

**Total 2024-2025 Harvest (all seasons):** 739

**Permits issued/quota 2024-2025** (excludes landowner; archery and youth are statewide):

**Firearm:** 1116/1275 **Muzzle:** 175/195

**Late Winter:** 21

**Chronic Wasting Disease Detected:** Yes

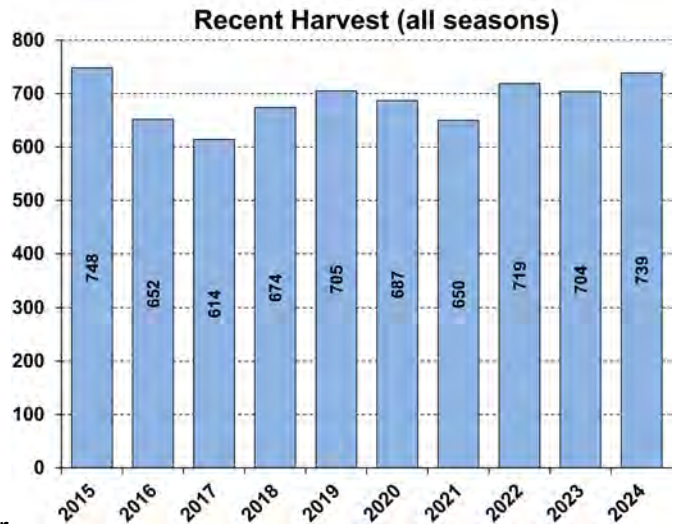
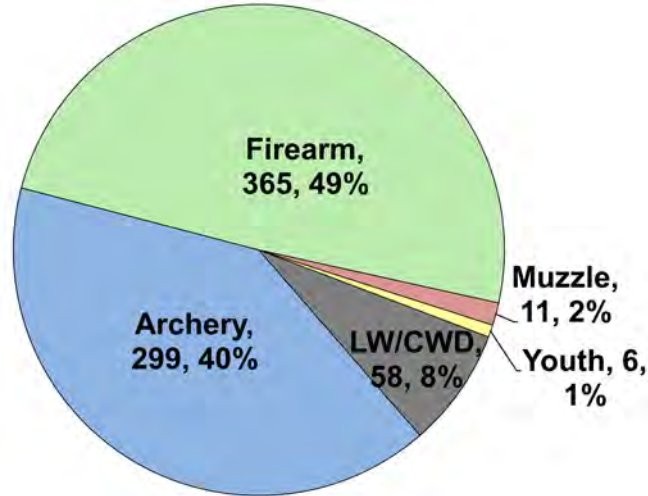
**Check Station Location:** N/A

**CWD Season in 2025-2026:** Yes. CWD WAS detected in this county. CWD season allows for extra hunter harvest to reduce deer density and disease transmission.

**Number tested for CWD in 2024-25:** 36

**CWD positive deer in 2024-25:** 2

**IDNR sharpshooting:** 0 deer were removed via sharpshooting which is used to supplement hunter harvest, allows localized deer reductions in known CWD positive areas to reduce transmission rates and environmental contamination.



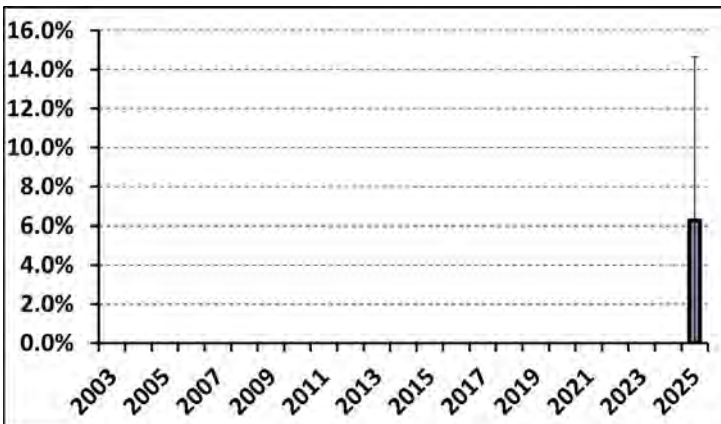
### Recent Archery Harvest by Bow Type

Type	2020	2021	2022	2023	2024
Compound	122	119	125	128	120
Crossbow	164	161	173	181	178
Traditional	2	1	4	0	1
<b>Total</b>	<b>288</b>	<b>281</b>	<b>302</b>	<b>309</b>	<b>299</b>

### Age/Sex Composition of Recent Harvest (%)

	2020	2021	2022	2023	2024
M - Adult	27.8	28.2	27.5	32.5	26.4
M - Yearling	14.8	16.3	14.7	17.3	14.2
M - Fawn	9.6	8.8	10.2	7.5	11.9
F - Adult	40.9	42.5	42.4	38.5	40.2
F - Fawn	6.8	4.3	5.1	4.1	7.3

M - Adult = 2.5 and older; F - Adult = 1.5 and older





# WHITE-TAILED DEER SUMMARY 2024-2025: RANDOLPH COUNTY

Forest Wildlife Program, Illinois Department of Natural Resources



**County Size:** 595 square miles

**Year Opened to Deer Hunting:** 1963

**Record Harvest:** 4,253 (2024)

**Average Harvest (previous 10 years):** 3,791

**Total 2024-2025 Harvest (all seasons):** 4,253

**Permits issued/quota 2024-2025** (excludes landowner; archery and youth are statewide):

**Firearm:** 5000/5000 **Muzzle:** 700/700

**Late Winter:** 316

**Chronic Wasting Disease Detected:** No

**Check Station Location:** N/A

**Late Winter Season in 2025-2026:** Yes. Deer Vehicle Accident (DVA) rates (accidents per billion miles driven) are used as an index of deer population size. Counties remain or are added to Late Winter season if DVA rates are above goal, or other factors (excessive crop damage and/or disease issues) are present.

**Last year in Late Winter:** 2022 - Present

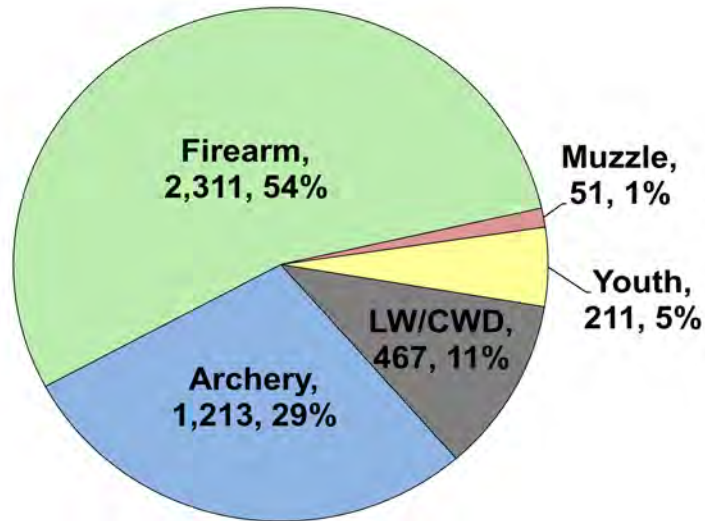
## Recent Archery Harvest by Bow Type

Type	2020	2021	2022	2023	2024
Compound	607	505	491	500	461
Crossbow	797	746	711	748	745
Traditional	19	11	13	11	7
<b>Total</b>	<b>1423</b>	<b>1262</b>	<b>1215</b>	<b>1259</b>	<b>1213</b>

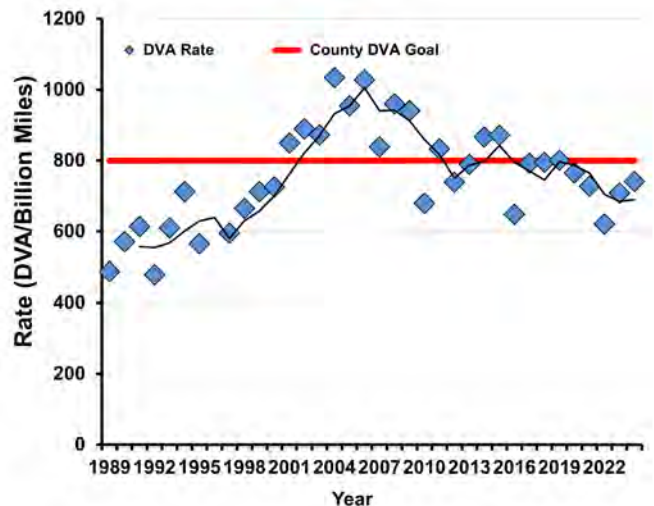
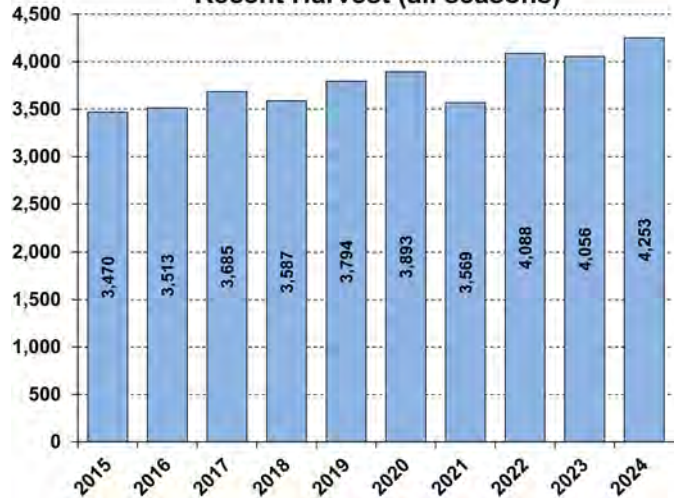
## Age/Sex Composition of Recent Harvest (%)

	2020	2021	2022	2023	2024
M - Adult	28.8	29.7	27.0	28.7	25.2
M - Yearling	16.3	15.7	14.4	15.1	15.2
M - Fawn	7.6	8.9	8.9	7.7	8.3
F - Adult	41.6	38.3	42.9	41.8	43.9
F - Fawn	5.8	7.3	6.9	6.7	7.4

M - Adult = 2.5 and older; F - Adult = 1.5 and older



Recent Harvest (all seasons)





# WHITE-TAILED DEER SUMMARY 2024-2025: RICHLAND COUNTY

Forest Wildlife Program, Illinois Department of Natural Resources



**County Size:** 362 square miles

**Year Opened to Deer Hunting:** 1971

**Record Harvest:** 1,852 (2005)

**Average Harvest (previous 10 years):** 1,247

**Total 2024-2025 Harvest (all seasons):** 1,399

**Permits issued/quota 2024-2025** (excludes landowner; archery and youth are statewide):

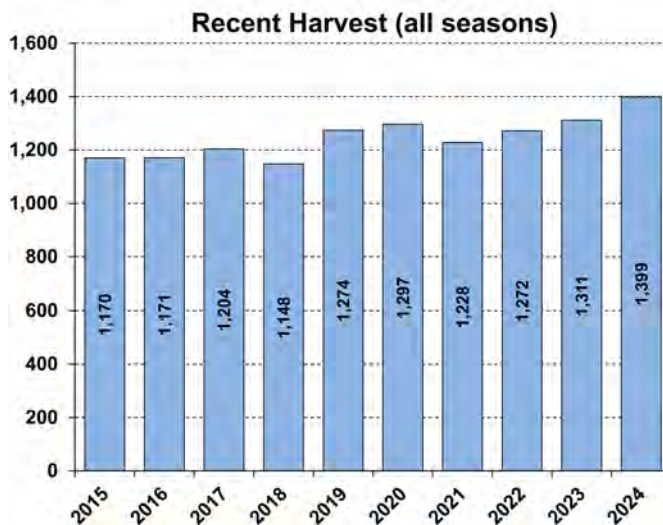
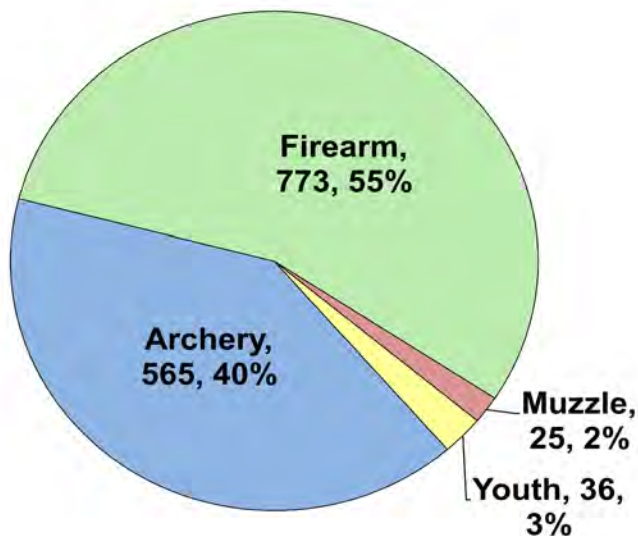
**Firearm:** 1350/1350 **Muzzle:** 149/150

**Chronic Wasting Disease Detected:** No

**Check Station Location:** N/A

**Late Winter/CWD Season in 2025-2026:** No. Deer Vehicle Accident (DVA) rates (accidents per billion miles driven) are used as an index of deer population size. Counties are closed to Late Winter/CWD season if DVA rates remain below goal, unless other factors (excessive crop damage and/or disease issues) are present.

**Last year in Late Winter/CWD:** 2014



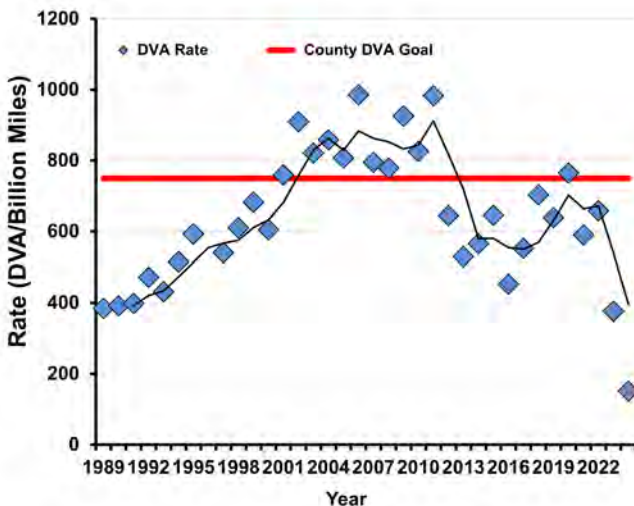
## Recent Archery Harvest by Bow Type

Type	2020	2021	2022	2023	2024
Compound	303	260	258	269	278
Crossbow	262	255	265	286	282
Traditional	5	5	4	4	5
<b>Total</b>	<b>570</b>	<b>520</b>	<b>527</b>	<b>559</b>	<b>565</b>

## Age/Sex Composition of Recent Harvest (%)

	2020	2021	2022	2023	2024
M - Adult	27.8	30.8	28.9	32.6	31.2
M - Yearling	17.3	13.2	15.0	15.3	13.3
M - Fawn	9.7	10.9	8.8	8.3	8.6
F - Adult	37.5	35.9	39.0	36.3	38.7
F - Fawn	7.6	9.2	8.3	7.5	8.2

M - Adult = 2.5 and older; F - Adult = 1.5 and older





# WHITE-TAILED DEER SUMMARY 2024-2025: ROCK ISLAND COUNTY

Forest Wildlife Program, Illinois Department of Natural Resources



**County Size:** 452 square miles

**Year Opened to Deer Hunting:** 1961

**Record Harvest:** 1,926 (2009)

**Average Harvest (previous 10 years):** 1,502

**Total 2024-2025 Harvest (all seasons):** 1,513

**Permits issued/quota 2024-2025** (excludes landowner; archery and youth are statewide):

**Firearm:** 2181/2700 **Muzzle:** 303/550

**Late Winter:** 23

**Chronic Wasting Disease Detected:** No

**Check Station Location:** N/A

**Late Winter Season in 2025-2026:** Yes. Deer Vehicle Accident (DVA) rates (accidents per billion miles driven) are used as an index of deer population size. Counties remain or are added to Late Winter season if DVA rates are above goal, or other factors (excessive crop damage and/or disease issues) are present.

**Last year in Late Winter:** 2007 - Present

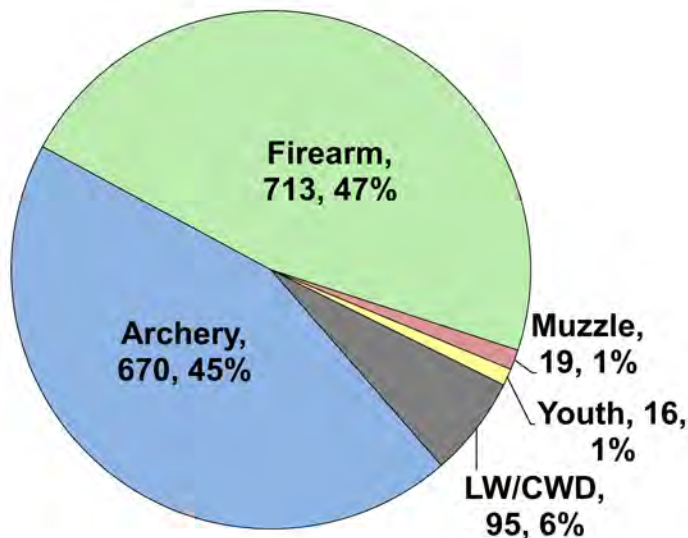
## Recent Archery Harvest by Bow Type

Type	2020	2021	2022	2023	2024
Compound	304	261	263	256	283
Crossbow	371	343	355	344	383
Traditional	3	5	4	5	4
<b>Total</b>	<b>678</b>	<b>609</b>	<b>622</b>	<b>605</b>	<b>670</b>

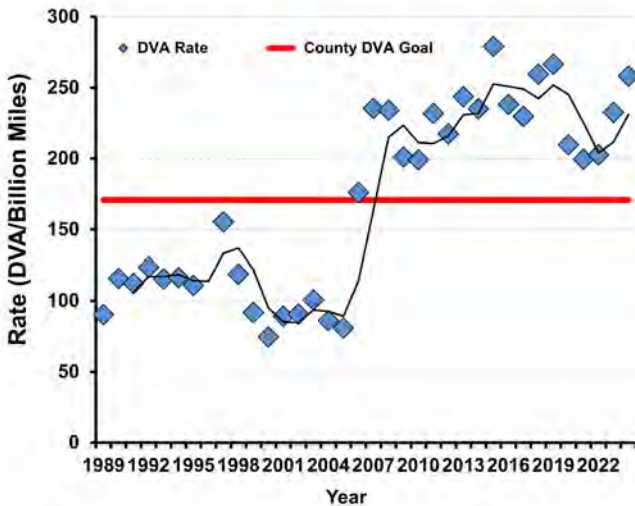
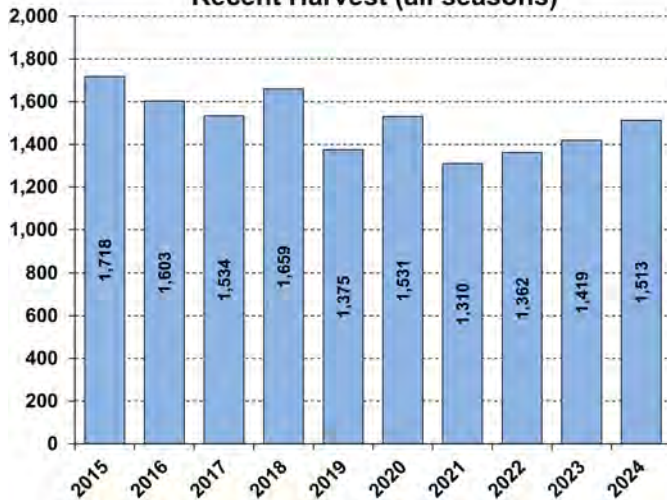
## Age/Sex Composition of Recent Harvest (%)

	2020	2021	2022	2023	2024
M - Adult	24.4	25.3	25.4	30.3	27.4
M - Yearling	17.2	18.3	19.0	18.9	19.4
M - Fawn	10.8	10.5	9.8	8.6	8.8
F - Adult	41.3	38.6	38.3	36.4	39.5
F - Fawn	6.3	7.3	7.5	5.8	4.8

M - Adult = 2.5 and older; F - Adult = 1.5 and older



Recent Harvest (all seasons)





# WHITE-TAILED DEER SUMMARY 2024-2025: SALINE COUNTY

Forest Wildlife Program, Illinois Department of Natural Resources



**County Size:** 387 square miles

**Year Opened to Deer Hunting:** 1957

**Record Harvest:** 1,913 (2010)

**Average Harvest (previous 10 years):** 1,697

**Total 2024-2025 Harvest (all seasons):** 1,785

**Permits issued/quota 2024-2025** (excludes landowner; archery and youth are statewide):

**Firearm:** 2730/2800 **Muzzle:** 271/300

**Late Winter:** 81

**Chronic Wasting Disease Detected:** No

**Check Station Location:** N/A

**Late Winter Season in 2025-2026:** Yes. Deer Vehicle Accident (DVA) rates (accidents per billion miles driven) are used as an index of deer population size. Counties remain or are added to Late Winter season if DVA rates are above goal, or other factors (excessive crop damage and/or disease issues) are present.

**Last year in Late Winter:** 2003 - Present

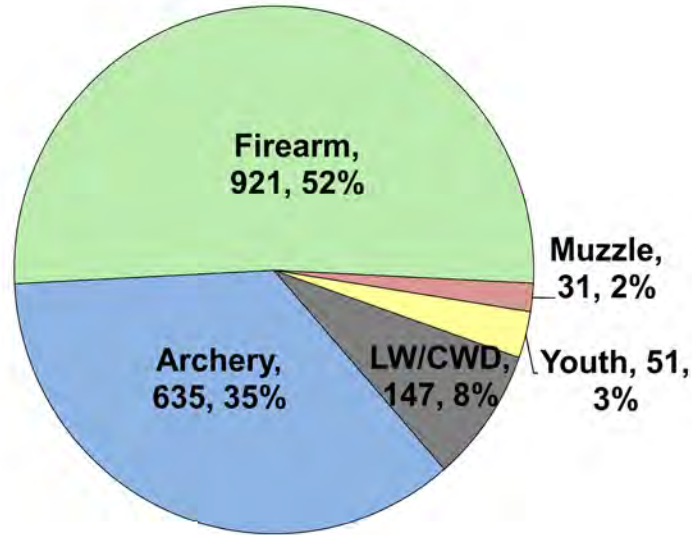
## Recent Archery Harvest by Bow Type

Type	2020	2021	2022	2023	2024
Compound	321	271	299	280	294
Crossbow	400	315	385	326	336
Traditional	13	8	7	9	5
<b>Total</b>	<b>734</b>	<b>594</b>	<b>691</b>	<b>615</b>	<b>635</b>

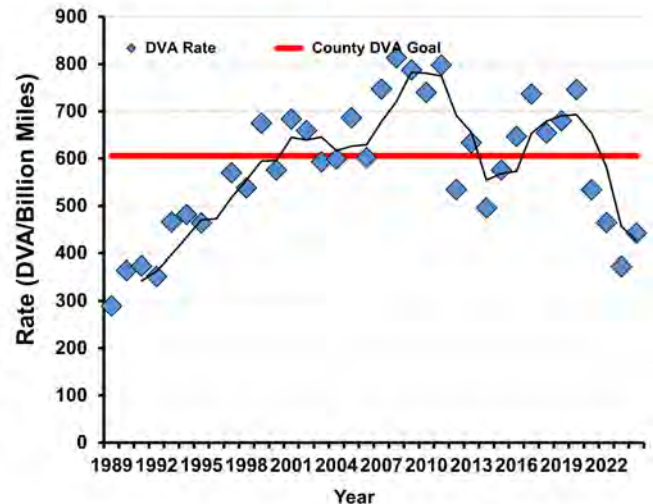
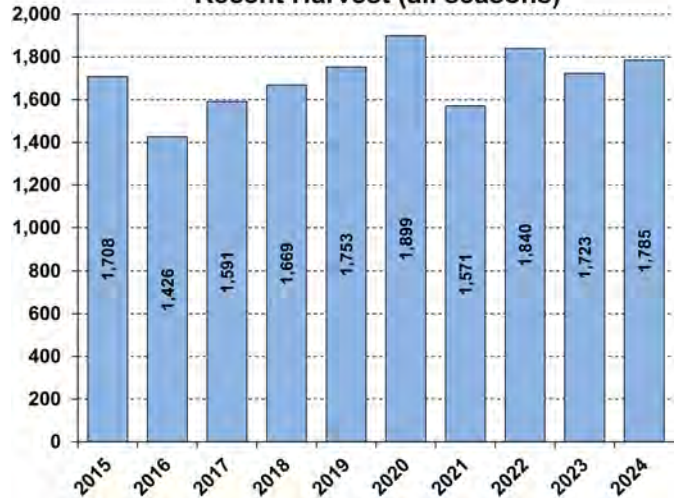
## Age/Sex Composition of Recent Harvest (%)

	2020	2021	2022	2023	2024
M - Adult	27.3	30.7	27.5	29.7	30.3
M - Yearling	17.2	15.4	16.5	17.0	16.6
M - Fawn	6.4	6.9	7.4	6.5	6.7
F - Adult	41.5	40.9	43.3	40.0	41.2
F - Fawn	7.6	6.0	5.2	6.8	5.2

M - Adult = 2.5 and older; F - Adult = 1.5 and older



## Recent Harvest (all seasons)





# WHITE-TAILED DEER SUMMARY 2024-2025: SANGAMON COUNTY

Forest Wildlife Program, Illinois Department of Natural Resources



**County Size:** 877 square miles

**Year Opened to Deer Hunting:** 1965

**Record Harvest:** 1,980 (2006)

**Average Harvest (previous 10 years):** 1,528

**Total 2024-2025 Harvest (all seasons):** 1,707

**Permits issued/quota 2024-2025** (excludes landowner; archery and youth are statewide):

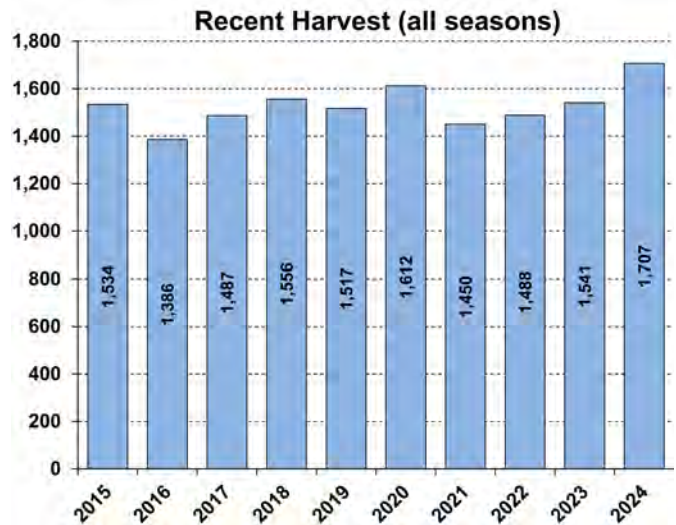
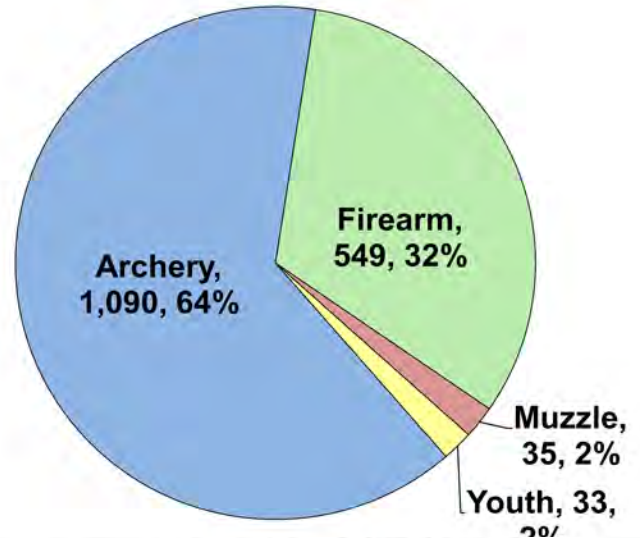
**Firearm:** 1250/1250 **Muzzle:** 375/375

**Chronic Wasting Disease Detected:** No

**Check Station Location:** N/A

**Late Winter/CWD Season in 2025-2026:** No. Deer Vehicle Accident (DVA) rates (accidents per billion miles driven) are used as an index of deer population size. Counties are closed to Late Winter/CWD season if DVA rates remain below goal, unless other factors (excessive crop damage and/or disease issues) are present.

**Last year in Late Winter/CWD:** 2014



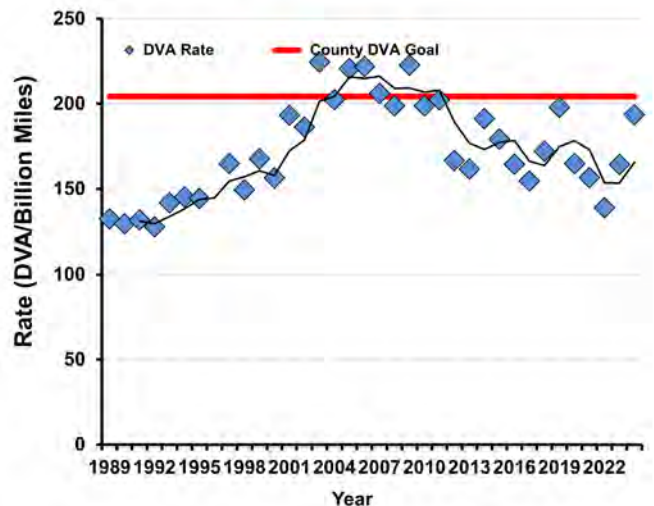
## Recent Archery Harvest by Bow Type

Type	2020	2021	2022	2023	2024
Compound	469	405	424	435	486
Crossbow	519	458	479	508	595
Traditional	10	3	7	17	9
<b>Total</b>	<b>998</b>	<b>866</b>	<b>910</b>	<b>960</b>	<b>1090</b>

## Age/Sex Composition of Recent Harvest (%)

	2020	2021	2022	2023	2024
M - Adult	33.4	30.8	31.0	34.9	31.1
M - Yearling	17.3	15.9	16.2	15.8	16.2
M - Fawn	7.1	9.7	6.7	7.1	7.7
F - Adult	36.3	37.4	41.6	37.1	40.0
F - Fawn	5.9	6.2	4.6	5.1	5.1

M - Adult = 2.5 and older; F - Adult = 1.5 and older





# WHITE-TAILED DEER SUMMARY 2024-2025: SCHUYLER COUNTY

Forest Wildlife Program, Illinois Department of Natural Resources



**County Size:** 442 square miles

**Year Opened to Deer Hunting:** 1957

**Record Harvest:** 3,243 (2007)

**Average Harvest (previous 10 years):** 2,620

**Total 2024-2025 Harvest (all seasons):** 2,833

**Permits issued/quota 2024-2025** (excludes landowner; archery and youth are statewide):

**Firearm:** 3898/4200 **Muzzle:** 522/550

**Late Winter:** 138

**Chronic Wasting Disease Detected:** No

**Check Station Location:** N/A

**Late Winter Season in 2025-2026:** Yes. Deer Vehicle Accident (DVA) rates (accidents per billion miles driven) are used as an index of deer population size. Counties remain or are added to Late Winter season if DVA rates are above goal, or other factors (excessive crop damage and/or disease issues) are present.

**Last year in Late Winter:** 2021 - Present

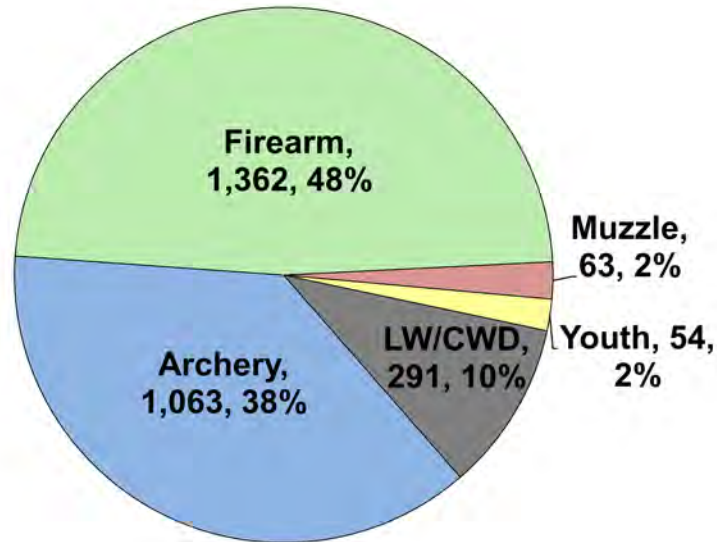
## Recent Archery Harvest by Bow Type

Type	2020	2021	2022	2023	2024
Compound	551	562	466	463	474
Crossbow	541	538	547	522	577
Traditional	14	19	13	10	12
<b>Total</b>	<b>1106</b>	<b>1119</b>	<b>1026</b>	<b>995</b>	<b>1063</b>

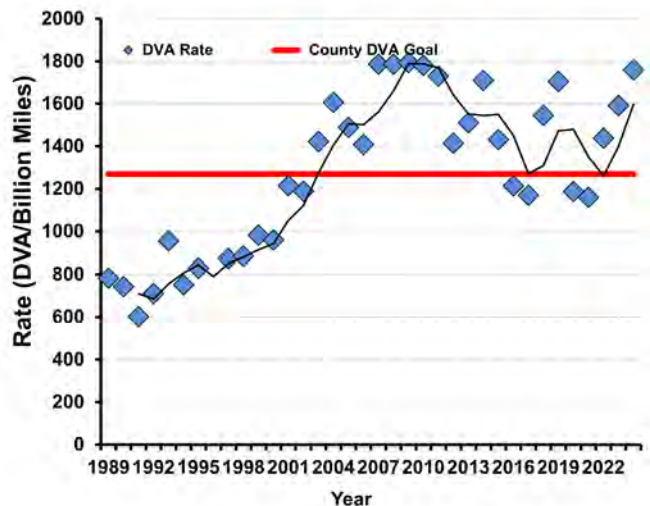
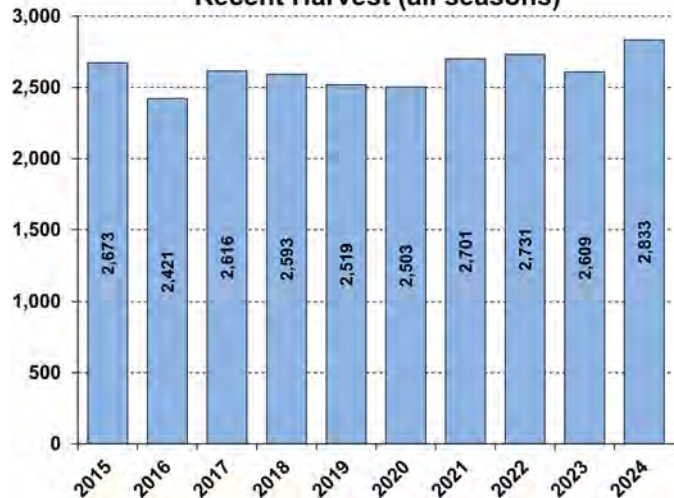
## Age/Sex Composition of Recent Harvest (%)

	2020	2021	2022	2023	2024
M - Adult	32.8	33.4	31.3	32.4	28.7
M - Yearling	12.4	11.9	13.3	14.4	13.4
M - Fawn	8.5	8.5	9.3	8.7	8.2
F - Adult	39.5	39.5	39.3	36.8	43.1
F - Fawn	6.9	6.8	6.8	7.7	6.6

M - Adult = 2.5 and older; F - Adult = 1.5 and older



Recent Harvest (all seasons)





# WHITE-TAILED DEER SUMMARY 2024-2025: SCOTT COUNTY

Forest Wildlife Program, Illinois Department of Natural Resources



**County Size:** 253 square miles

**Year Opened to Deer Hunting:** 1957

**Record Harvest:** 1,214 (2005)

**Average Harvest (previous 10 years):** 676

**Total 2024-2025 Harvest (all seasons):** 717

**Permits issued/quota 2024-2025** (excludes landowner; archery and youth are statewide):

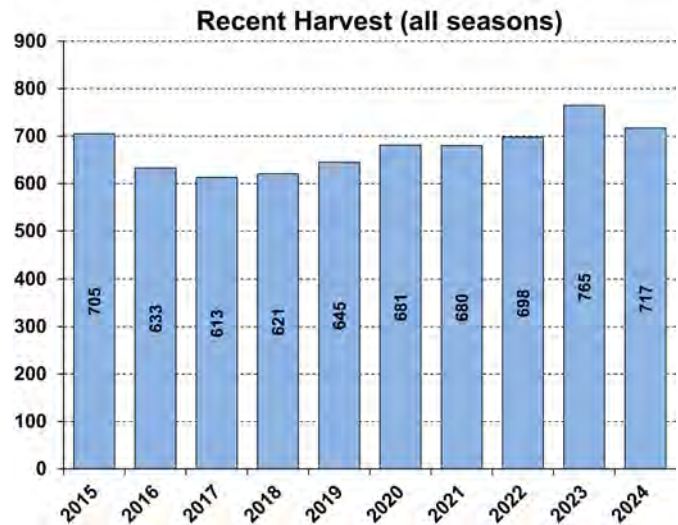
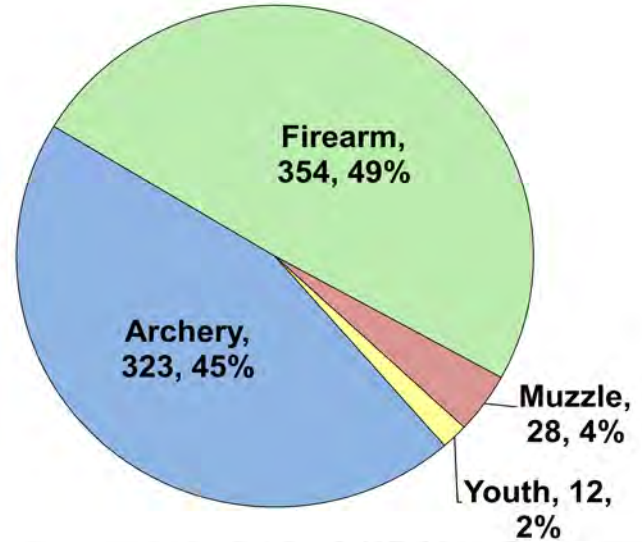
**Firearm:** 600/600 **Muzzle:** 125/125

**Chronic Wasting Disease Detected:** No

**Check Station Location:** N/A

**Late Winter/CWD Season in 2025-2026:** No. Deer Vehicle Accident (DVA) rates (accidents per billion miles driven) are used as an index of deer population size. Counties are closed to Late Winter/CWD season if DVA rates remain below goal, unless other factors (excessive crop damage and/or disease issues) are present.

**Last year in Late Winter/CWD:** 2014



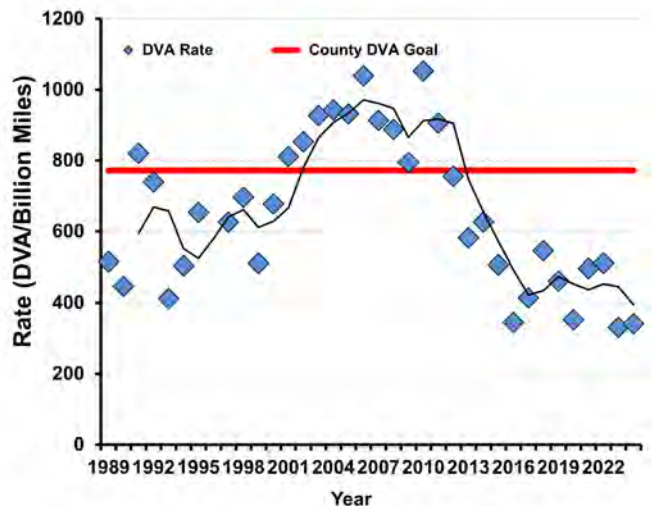
## Recent Archery Harvest by Bow Type

Type	2020	2021	2022	2023	2024
Compound	176	186	155	153	152
Crossbow	164	146	170	197	166
Traditional	3	1	3	3	5
<b>Total</b>	<b>343</b>	<b>333</b>	<b>328</b>	<b>353</b>	<b>323</b>

## Age/Sex Composition of Recent Harvest (%)

	2020	2021	2022	2023	2024
M - Adult	36.0	35.7	36.0	37.6	36.5
M - Yearling	14.8	12.9	14.8	12.5	10.7
M - Fawn	7.0	8.2	6.4	5.5	7.0
F - Adult	36.6	35.3	37.7	37.9	38.9
F - Fawn	5.6	7.8	5.2	6.4	6.8

M - Adult = 2.5 and older; F - Adult = 1.5 and older





# WHITE-TAILED DEER SUMMARY 2024-2025: SHELBY COUNTY

Forest Wildlife Program, Illinois Department of Natural Resources



**County Size:** 768 square miles

**Year Opened to Deer Hunting:** 1970

**Record Harvest:** 2,833 (2024)

**Average Harvest (previous 10 years):** 2,323

**Total 2024-2025 Harvest (all seasons):** 2,833

**Permits issued/quota 2024-2025** (excludes landowner; archery and youth are statewide):

**Firearm:** 3300/3300 **Muzzle:** 479/550

**Late Winter:** 78

**Chronic Wasting Disease Detected:** No

**Check Station Location:** N/A

**Late Winter Season in 2025-2026:** Yes. Deer Vehicle Accident (DVA) rates (accidents per billion miles driven) are used as an index of deer population size. Counties remain or are added to Late Winter season if DVA rates are above goal, or other factors (excessive crop damage and/or disease issues) are present.

**Last year in Late Winter:** 2007 - Present

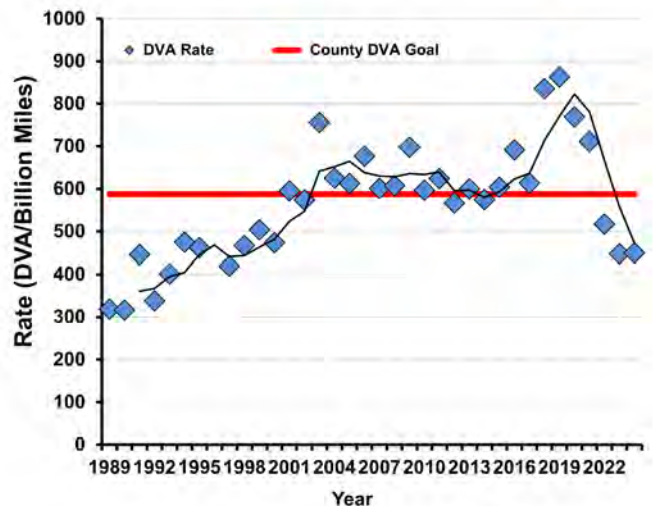
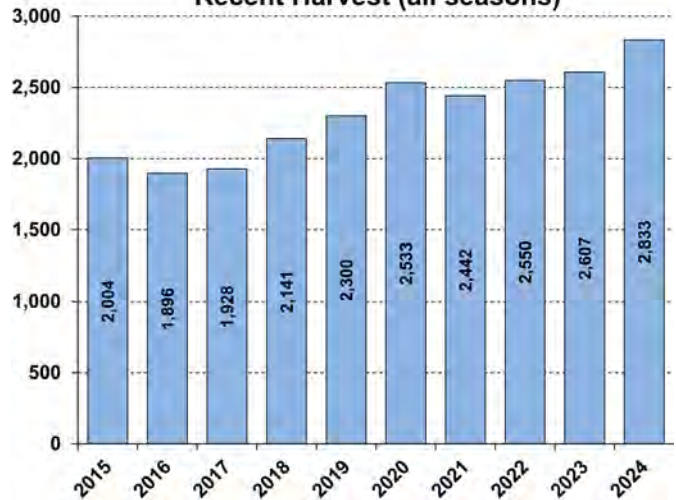
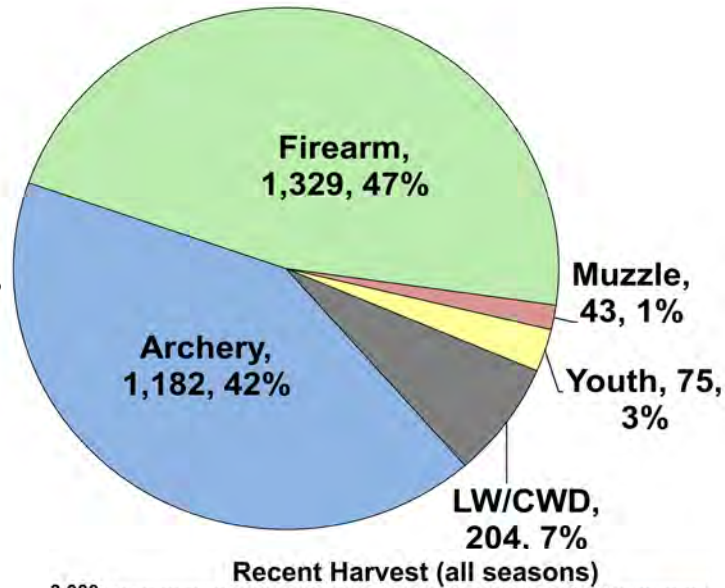
## Recent Archery Harvest by Bow Type

Type	2020	2021	2022	2023	2024
Compound	583	513	510	516	585
Crossbow	449	529	533	559	586
Traditional	8	15	15	15	11
<b>Total</b>	<b>1040</b>	<b>1057</b>	<b>1058</b>	<b>1090</b>	<b>1182</b>

## Age/Sex Composition of Recent Harvest (%)

	2020	2021	2022	2023	2024
M - Adult	28.6	30.0	28.2	31.2	29.2
M - Yearling	18.0	18.1	16.2	17.3	14.8
M - Fawn	9.9	9.2	8.6	8.4	9.0
F - Adult	36.3	35.2	40.3	37.2	39.9
F - Fawn	7.2	7.5	6.7	5.8	7.1

M - Adult = 2.5 and older; F - Adult = 1.5 and older





# WHITE-TAILED DEER SUMMARY 2024-2025: ST. CLAIR COUNTY

Forest Wildlife Program, Illinois Department of Natural Resources



**County Size:** 675 square miles

**Year Opened to Deer Hunting:** 1966

**Record Harvest:** 2,123 (2005)

**Average Harvest (previous 10 years):** 1,518

**Total 2024-2025 Harvest (all seasons):** 1,712

**Permits issued/quota 2024-2025** (excludes landowner; archery and youth are statewide):

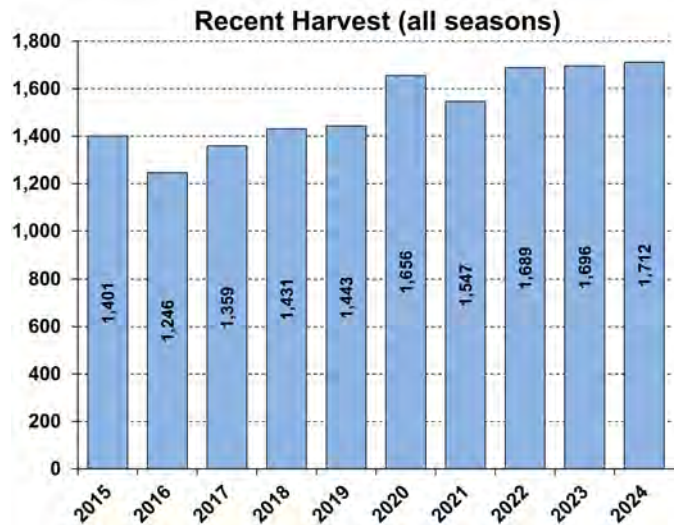
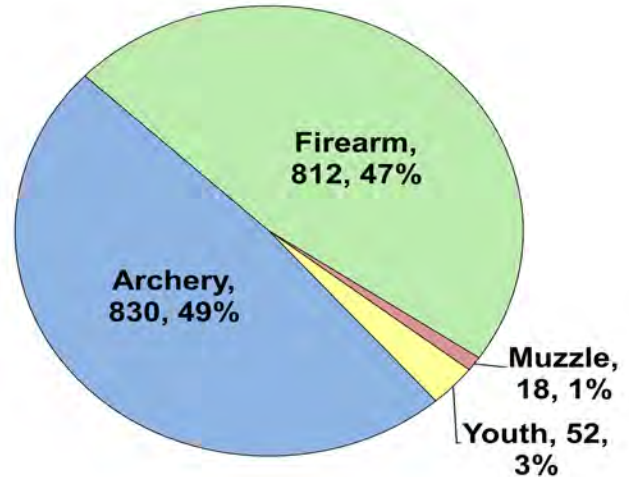
**Firearm:** 2000/2000 **Muzzle:** 300/350

**Chronic Wasting Disease Detected:** No

**Check Station Location:** N/A

**Late Winter/CWD Season in 2025-2026:** No. Deer Vehicle Accident (DVA) rates (accidents per billion miles driven) are used as an index of deer population size. Counties are closed to Late Winter/CWD season if DVA rates remain below goal, unless other factors (excessive crop damage and/or disease issues) are present.

**Last year in Late Winter/CWD:** 2019



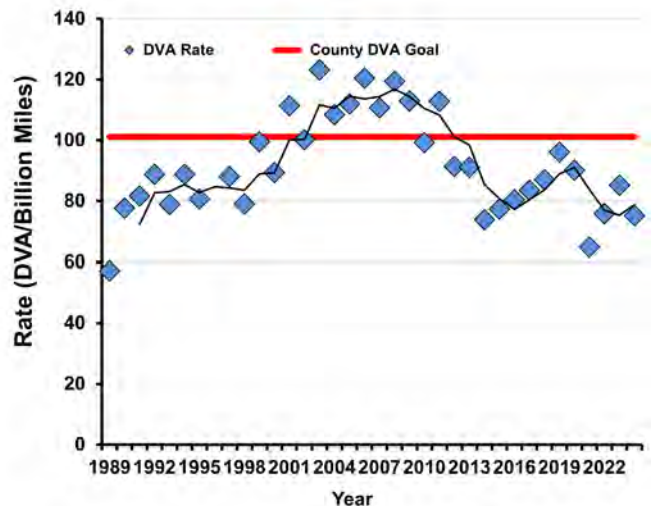
## Recent Archery Harvest by Bow Type

Type	2020	2021	2022	2023	2024
Compound	410	315	334	325	343
Crossbow	465	487	514	543	475
Traditional	10	9	8	8	12
<b>Total</b>	<b>885</b>	<b>811</b>	<b>856</b>	<b>876</b>	<b>830</b>

## Age/Sex Composition of Recent Harvest (%)

	2020	2021	2022	2023	2024
M - Adult	28.1	27.9	28.3	31.1	31.7
M - Yearling	23.2	23.2	22.6	24.5	22.0
M - Fawn	7.5	8.7	8.0	6.5	6.4
F - Adult	37.1	35.6	35.9	34.1	35.7
F - Fawn	4.2	4.7	5.2	3.8	4.3

M - Adult = 2.5 and older; F - Adult = 1.5 and older





# WHITE-TAILED DEER SUMMARY 2024-2025: STARK COUNTY

Forest Wildlife Program, Illinois Department of Natural Resources



**County Size:** 289 square miles

**Year Opened to Deer Hunting:** 1962

**Record Harvest:** 598 (2005)

**Average Harvest (previous 10 years):** 334

**Total 2024-2025 Harvest (all seasons):** 402

**Permits issued/quota 2024-2025** (excludes landowner; archery and youth are statewide):

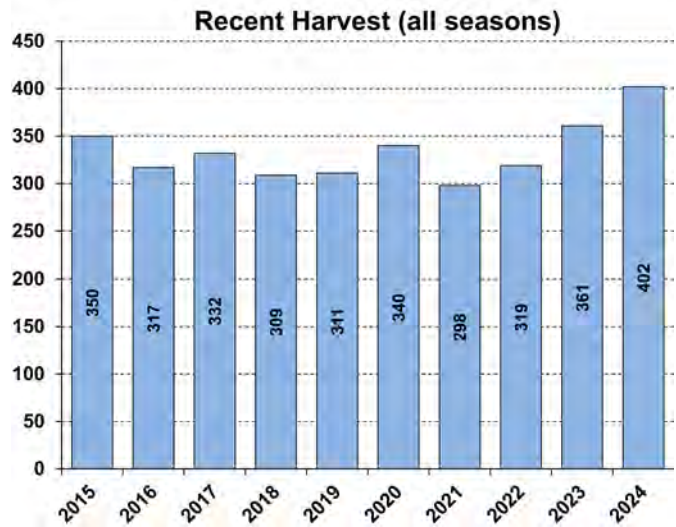
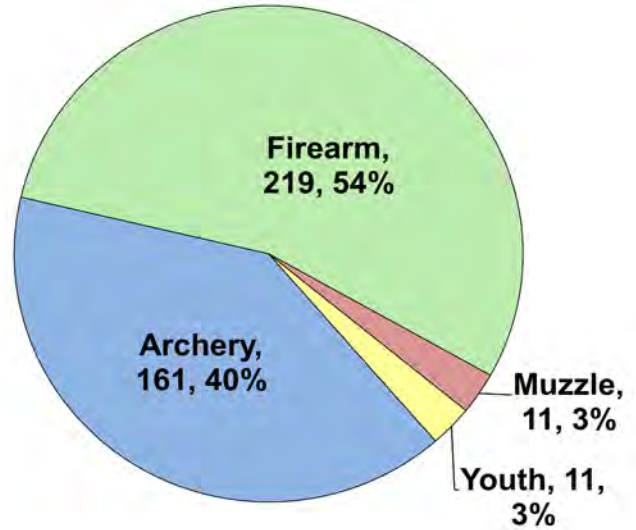
**Firearm:** 615/675 **Muzzle:** 101120

**Chronic Wasting Disease Detected:** No

**Check Station Location:** N/A

**Late Winter/CWD Season in 2025-2026:** No. Deer Vehicle Accident (DVA) rates (accidents per billion miles driven) are used as an index of deer population size. Counties are closed to Late Winter/CWD season if DVA rates remain below goal, unless other factors (excessive crop damage and/or disease issues) are present.

**Last year in Late Winter/CWD:** 2015



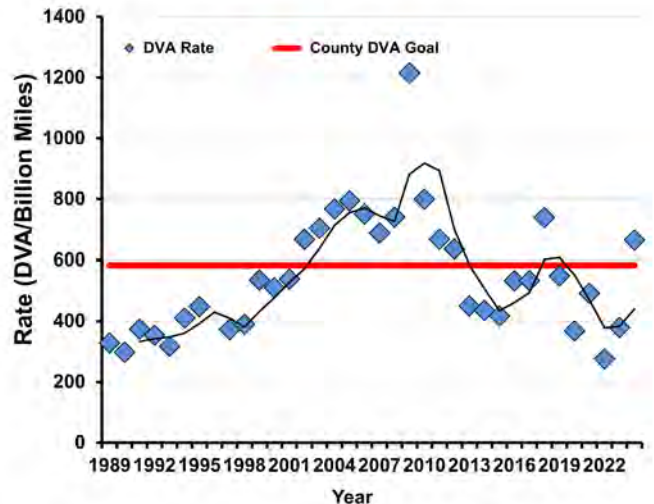
## Recent Archery Harvest by Bow Type

Type	2020	2021	2022	2023	2024
Compound	65	53	47	60	54
Crossbow	80	83	91	93	105
Traditional	0	1	4	3	2
<b>Total</b>	<b>145</b>	<b>137</b>	<b>142</b>	<b>156</b>	<b>161</b>

## Age/Sex Composition of Recent Harvest (%)

	2020	2021	2022	2023	2024
M - Adult	32.4	30.5	32.9	29.6	32.6
M - Yearling	12.4	17.8	19.7	26.0	18.9
M - Fawn	10.0	7.0	5.6	8.0	7.2
F - Adult	37.9	38.6	37.6	31.0	37.1
F - Fawn	7.4	6.0	4.1	5.3	4.2

M - Adult = 2.5 and older; F - Adult = 1.5 and older





# WHITE-TAILED DEER SUMMARY 2024-2025: STEPHENSON COUNTY

Forest Wildlife Program, Illinois Department of Natural Resources



**County Size:** 565 square miles

**Year Opened to Deer Hunting:** 1957

**Record Harvest:** 1,829 (2007)

**Average Harvest (previous 10 years):** 1,243

**Total 2024-2025 Harvest (all seasons):** 1,044

**Permits issued/quota 2024-2025** (excludes landowner; archery and youth are statewide):

**Firearm:** 2129/3250 **Muzzle:** 165/525

**CWD:** 94

**Chronic Wasting Disease Detected:** Yes

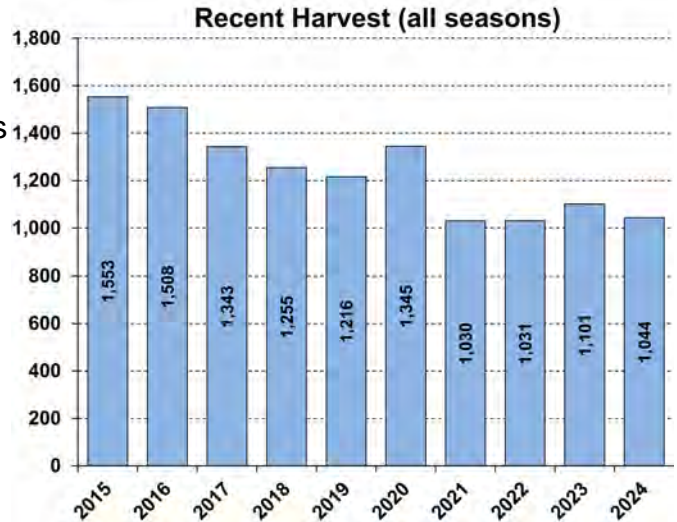
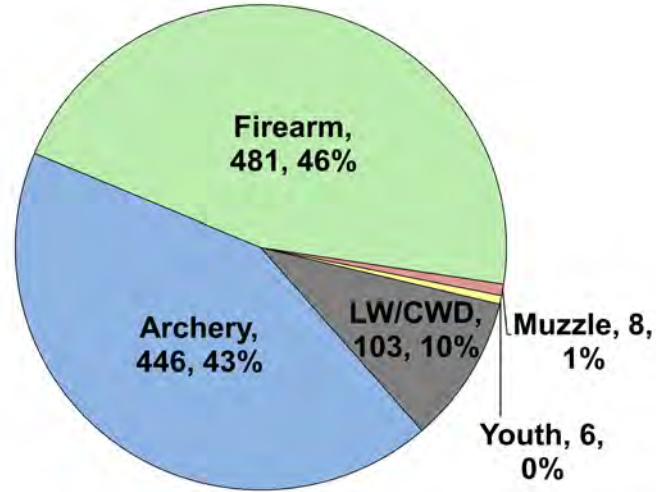
**Check Station Loc:** Stephenson Co. Fairgrounds

**CWD Season in 2025-2026:** Yes. CWD has and continues to be detected in this county. CWD season allows for extra hunter harvest to reduce deer density and disease transmission.

**Number tested for CWD in 2024-25:** 275

**CWD positive deer in 2024-25:** 23

**IDNR sharpshooting:** 0 deer were removed via sharpshooting. IDNR has modified its CWD management strategy and will not be sharpshooting in Stephenson County anymore.



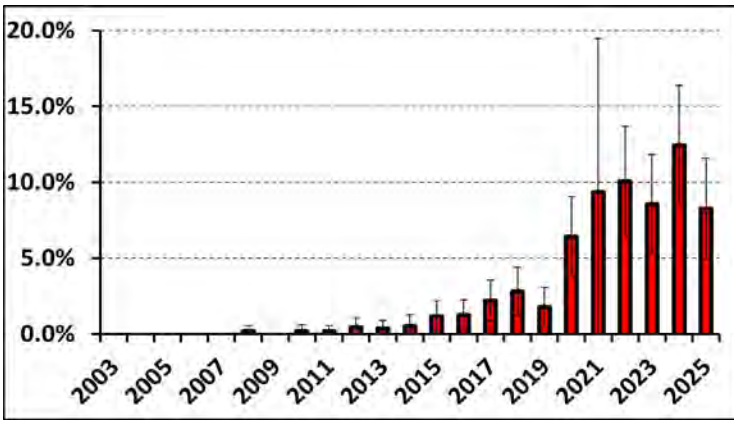
### Recent Archery Harvest by Bow Type

Type	2020	2021	2022	2023	2024
Compound	251	166	170	163	147
Crossbow	296	237	238	284	297
Traditional	5	4	5	5	2
<b>Total</b>	<b>552</b>	<b>407</b>	<b>413</b>	<b>452</b>	<b>446</b>

### Age/Sex Composition of Recent Harvest (%)

	2020	2021	2022	2023	2024
M - Adult	27.4	26.8	28.5	32.1	24.1
M - Yearling	17.9	19.9	18.0	19.5	20.7
M - Fawn	9.7	8.8	10.7	8.6	8.1
F - Adult	39.8	36.8	35.6	34.2	39.7
F - Fawn	5.1	7.6	7.2	5.6	7.4

M - Adult = 2.5 and older; F - Adult = 1.5 and older





# WHITE-TAILED DEER SUMMARY 2024-2025: TAZEWELL COUNTY

Forest Wildlife Program, Illinois Department of Natural Resources



**County Size:** 658 square miles

**Year Opened to Deer Hunting:** 1965

**Record Harvest:** 1,750 (2005)

**Average Harvest (previous 10 years):** 1,258

**Total 2024-2025 Harvest (all seasons):** 1,598

**Permits issued/quota 2024-2025** (excludes landowner; archery and youth are statewide):

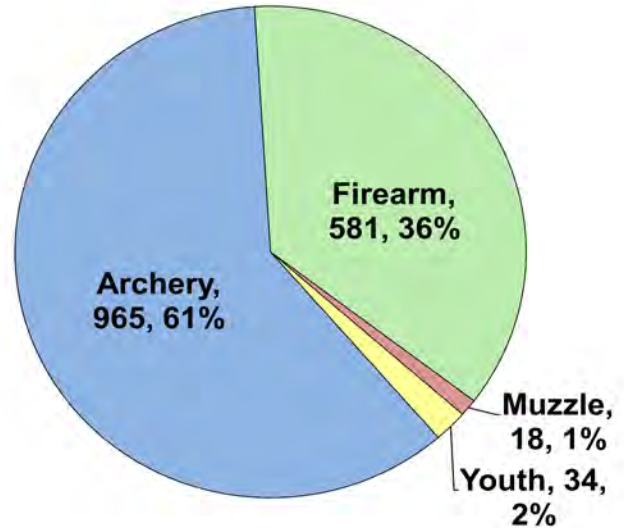
**Firearm:** 1200/1200 **Muzzle:** 200/200

**Chronic Wasting Disease Detected:** No

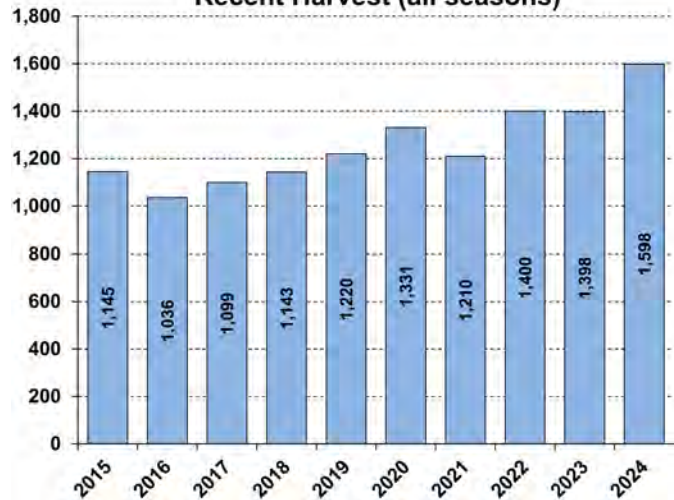
**Check Station Location:** N/A

**Late Winter/CWD Season in 2025-2026:** No. Deer Vehicle Accident (DVA) rates (accidents per billion miles driven) are used as an index of deer population size. Counties are closed to Late Winter/CWD season if DVA rates remain below goal, unless other factors (excessive crop damage and/or disease issues) are present.

**Last year in Late Winter/CWD:** 2012



**Recent Harvest (all seasons)**



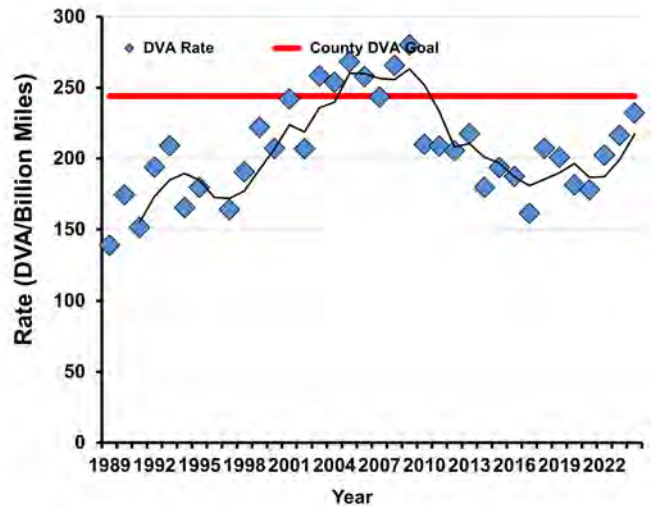
## Recent Archery Harvest by Bow Type

Type	2020	2021	2022	2023	2024
Compound	398	307	361	361	417
Crossbow	395	383	459	448	529
Traditional	9	10	10	16	19
<b>Total</b>	<b>802</b>	<b>700</b>	<b>830</b>	<b>825</b>	<b>965</b>

## Age/Sex Composition of Recent Harvest (%)

	2020	2021	2022	2023	2024
M - Adult	25.2	25.7	27.6	31.7	26.5
M - Yearling	20.6	21.5	18.8	22.2	19.8
M - Fawn	9.6	8.5	9.5	7.9	9.8
F - Adult	38.5	38.8	37.6	33.0	37.7
F - Fawn	6.1	5.5	6.6	5.3	6.1

M - Adult = 2.5 and older; F - Adult = 1.5 and older





# WHITE-TAILED DEER SUMMARY 2024-2025: UNION COUNTY

Forest Wildlife Program, Illinois Department of Natural Resources



**County Size:** 422 square miles

**Year Opened to Deer Hunting:** 1957

**Record Harvest:** 3,213 (2007)

**Average Harvest (previous 10 years):** 2,332

**Total 2024-2025 Harvest (all seasons):** 2,162

**Permits issued/quota 2024-2025** (excludes landowner; archery and youth are statewide):

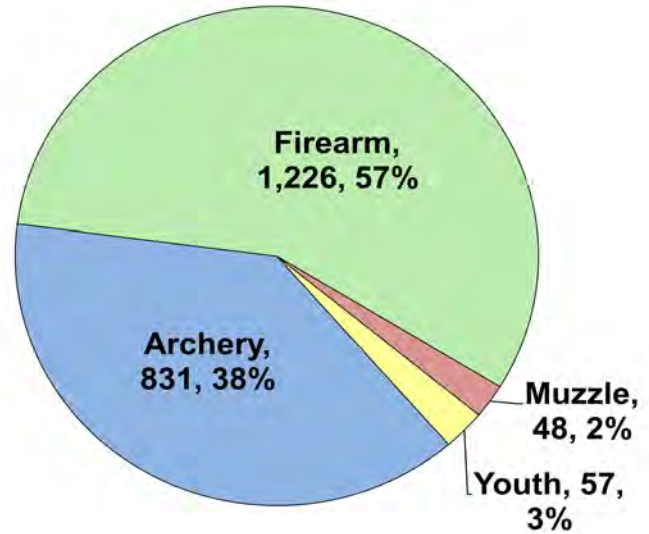
**Firearm:** 2497/2500 **Muzzle:** 379/380

**Chronic Wasting Disease Detected:** No

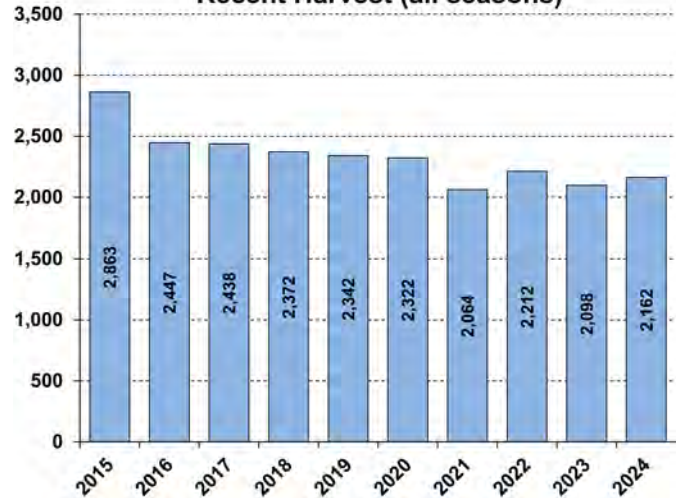
**Check Station Location:** N/A

**Late Winter/CWD Season in 2025-2026:** No. Deer Vehicle Accident (DVA) rates (accidents per billion miles driven) are used as an index of deer population size. Counties are closed to Late Winter/CWD season if DVA rates remain below goal, unless other factors (excessive crop damage and/or disease issues) are present.

**Last year in Late Winter/CWD:** 2012



Recent Harvest (all seasons)



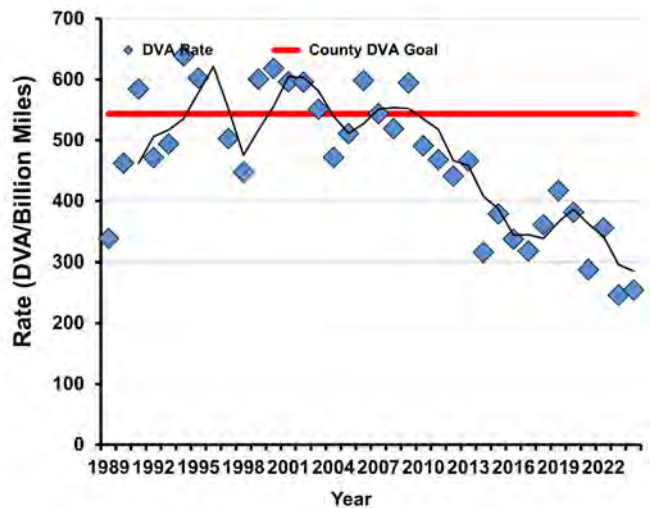
## Recent Archery Harvest by Bow Type

Type	2020	2021	2022	2023	2024
Compound	462	380	355	325	346
Crossbow	496	457	544	454	472
Traditional	9	9	7	11	13
<b>Total</b>	<b>967</b>	<b>846</b>	<b>906</b>	<b>790</b>	<b>831</b>

## Age/Sex Composition of Recent Harvest (%)

	2020	2021	2022	2023	2024
M - Adult	30.2	28.8	27.8	29.4	31.4
M - Yearling	17.9	17.3	15.0	18.0	18.6
M - Fawn	5.9	7.5	8.3	6.6	7.5
F - Adult	41.0	41.2	43.4	40.0	38.3
F - Fawn	5.0	5.2	5.5	6.0	4.2

M - Adult = 2.5 and older; F - Adult = 1.5 and older





# WHITE-TAILED DEER SUMMARY 2024-2025: VERMILION COUNTY

Forest Wildlife Program, Illinois Department of Natural Resources



**County Size:** 301 square miles

**Year Opened to Deer Hunting:** 1974

**Record Harvest:** 2,353 (2009)

**Average Harvest (previous 10 years):** 1,644

**Total 2024-2025 Harvest (all seasons):** 1,791

**Permits issued/quota 2024-2025** (excludes landowner; archery and youth are statewide):

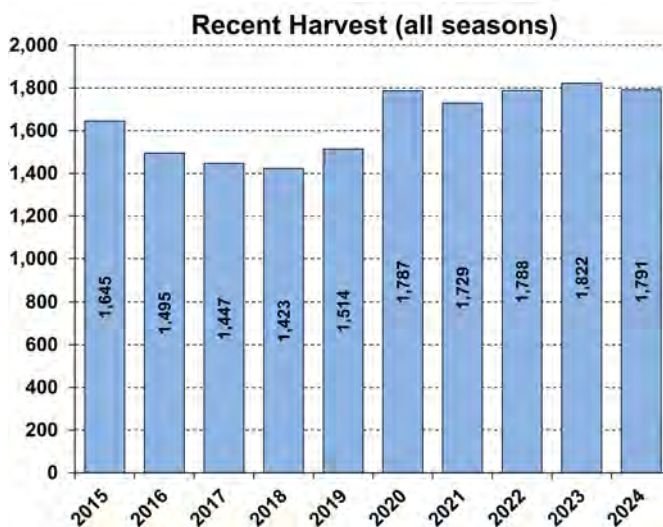
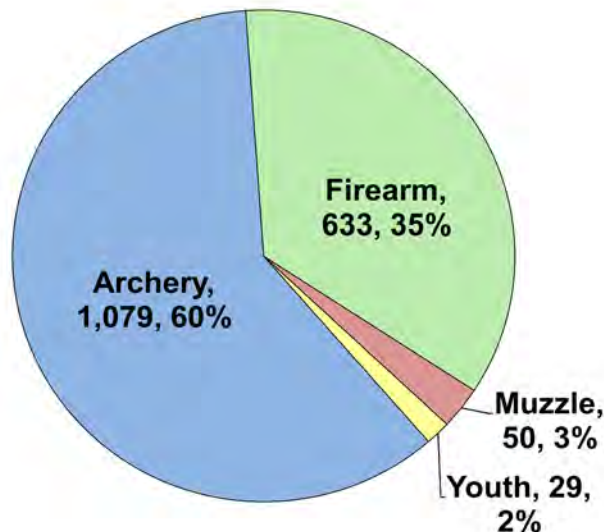
**Firearm:** 1933/2250 **Muzzle:** 384/425

**Chronic Wasting Disease Detected:** No

**Check Station Location:** N/A

**Late Winter/CWD Season in 2025-2026:** No. Deer Vehicle Accident (DVA) rates (accidents per billion miles driven) are used as an index of deer population size. Counties are closed to Late Winter/CWD season if DVA rates remain below goal, unless other factors (excessive crop damage and/or disease issues) are present.

**Last year in Late Winter/CWD:** 2018



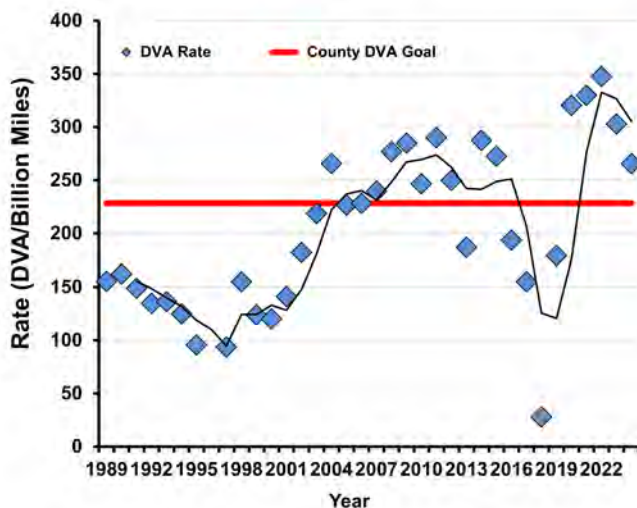
## Recent Archery Harvest by Bow Type

Type	2020	2021	2022	2023	2024
Compound	508	487	473	469	456
Crossbow	652	572	660	634	612
Traditional	16	14	22	18	11
<b>Total</b>	<b>1176</b>	<b>1073</b>	<b>1155</b>	<b>1121</b>	<b>1079</b>

## Age/Sex Composition of Recent Harvest (%)

	2020	2021	2022	2023	2024
M - Adult	33.7	37.5	30.1	33.4	33.4
M - Yearling	15.6	14.5	16.5	18.0	15.7
M - Fawn	6.5	6.7	9.5	7.4	5.9
F - Adult	37.7	36.1	38.1	36.8	40.8
F - Fawn	6.5	5.2	5.8	4.4	4.2

M - Adult = 2.5 and older; F - Adult = 1.5 and older





# WHITE-TAILED DEER SUMMARY 2024-2025: WABASH COUNTY

Forest Wildlife Program, Illinois Department of Natural Resources



**County Size:** 227 square miles

**Year Opened to Deer Hunting:** 1971

**Record Harvest:** 737 (2005)

**Average Harvest (previous 10 years):** 452

**Total 2024-2025 Harvest (all seasons):** 552

**Permits issued/quota 2024-2025** (excludes landowner; archery and youth are statewide):

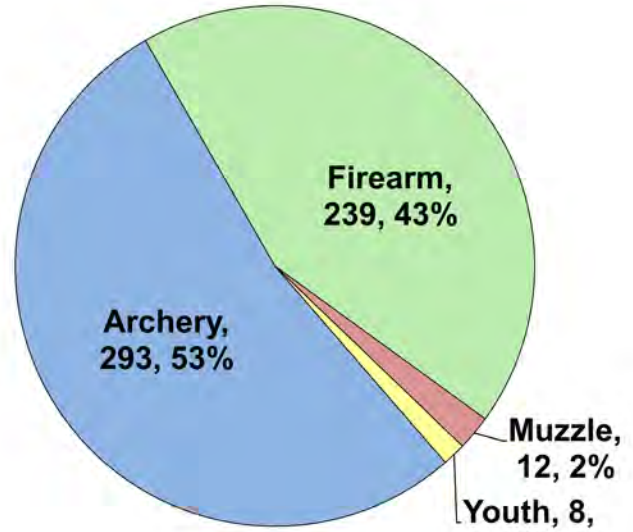
**Firearm:** 350/350 **Muzzle:** 65/65

**Chronic Wasting Disease Detected:** No

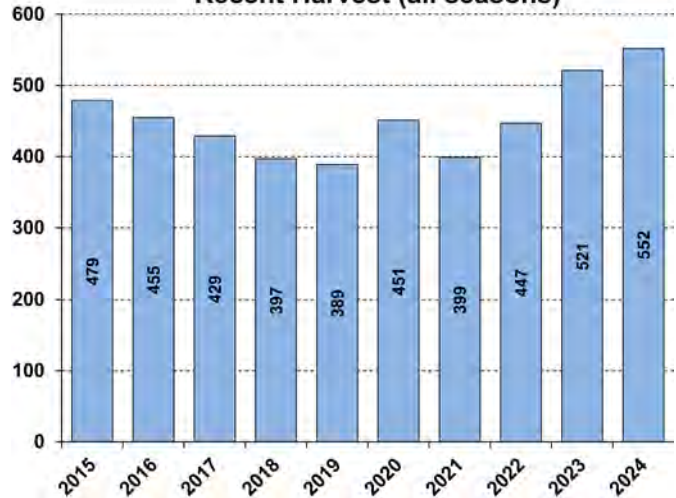
**Check Station Location:** N/A

**Late Winter/CWD Season in 2025-2026:** No. Deer Vehicle Accident (DVA) rates (accidents per billion miles driven) are used as an index of deer population size. Counties are closed to Late Winter/CWD season if DVA rates remain below goal, unless other factors (excessive crop damage and/or disease issues) are present.

**Last year in Late Winter/CWD:** 2012



Recent Harvest (all seasons)



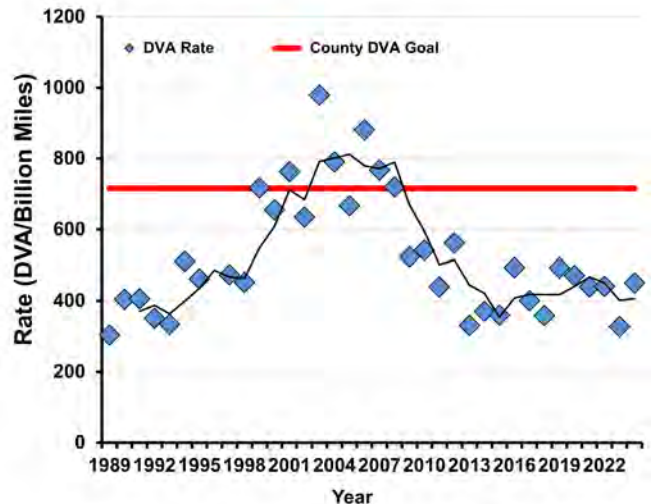
## Recent Archery Harvest by Bow Type

Type	2020	2021	2022	2023	2024
Compound	143	132	138	184	149
Crossbow	114	93	112	135	144
Traditional	8	2	4	2	0
<b>Total</b>	<b>265</b>	<b>227</b>	<b>254</b>	<b>321</b>	<b>293</b>

## Age/Sex Composition of Recent Harvest (%)

	2020	2021	2022	2023	2024
M - Adult	37.7	35.1	35.6	37.4	36.2
M - Yearling	16.4	18.3	18.8	19.4	16.5
M - Fawn	6.4	9.3	7.2	4.6	6.2
F - Adult	37.0	32.3	34.0	32.4	35.5
F - Fawn	2.4	5.0	4.5	6.1	5.6

M - Adult = 2.5 and older; F - Adult = 1.5 and older





# WHITE-TAILED DEER SUMMARY 2024-2025: WARREN COUNTY

Forest Wildlife Program, Illinois Department of Natural Resources



**County Size:** 545 square miles

**Year Opened to Deer Hunting:** 1957

**Record Harvest:** 1,276 (2005)

**Average Harvest (previous 10 years):** 823

**Total 2024-2025 Harvest (all seasons):** 888

**Permits issued/quota 2024-2025** (excludes landowner; archery and youth are statewide):

**Firearm:** 1446/1450 **Muzzle:** 159/215

**Chronic Wasting Disease Detected:** No

**Check Station Location:** N/A

**Late Winter/CWD Season in 2025-2026:** Yes. Deer Vehicle Accident (DVA) rates (accidents per billion miles driven) are used as an index of deer population size. Counties remain or are added to Late Winter season if DVA rates are above goal, or other factors (excessive crop damage and/or disease issues) are present.

**Last year in Late Winter:** 2025 - Present

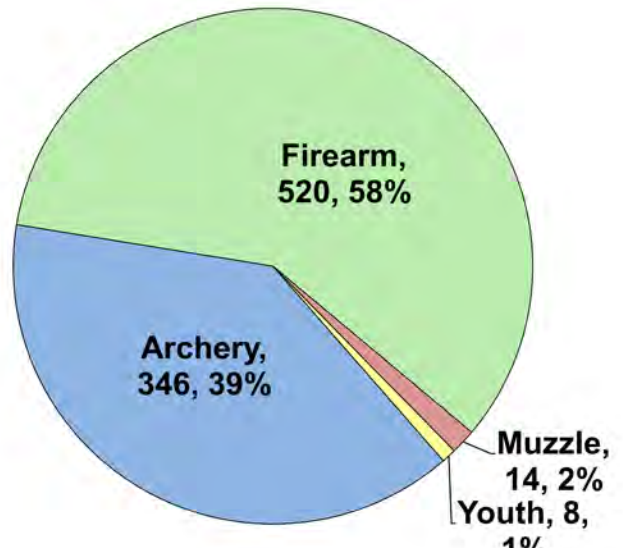
## Recent Archery Harvest by Bow Type

Type	2020	2021	2022	2023	2024
Compound	158	140	124	142	146
Crossbow	155	139	147	186	197
Traditional	4	7	8	5	3
<b>Total</b>	<b>317</b>	<b>286</b>	<b>279</b>	<b>333</b>	<b>346</b>

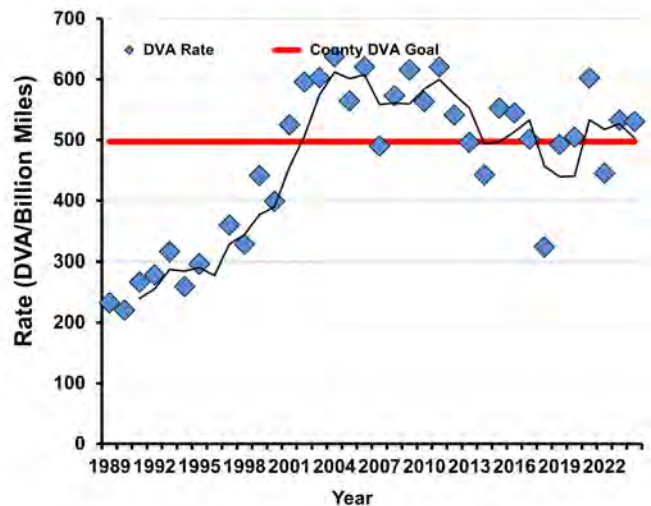
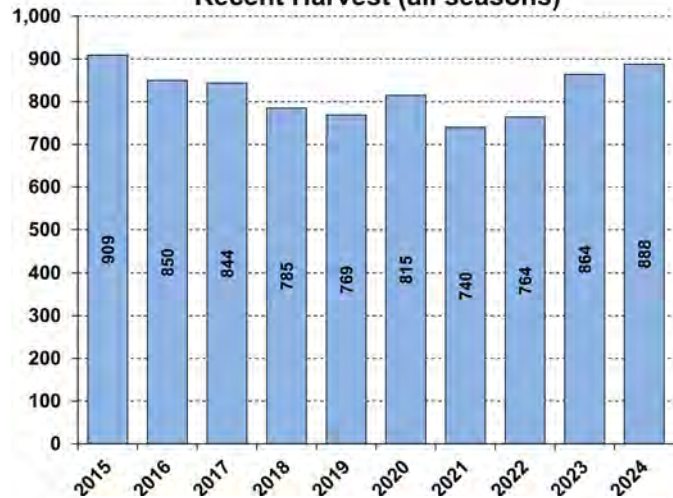
## Age/Sex Composition of Recent Harvest (%)

	2020	2021	2022	2023	2024
M - Adult	32.4	29.5	32.7	35.5	32.7
M - Yearling	17.1	19.2	18.2	15.9	16.4
M - Fawn	8.7	7.8	9.6	10.2	8.6
F - Adult	35.3	37.8	34.6	31.0	38.3
F - Fawn	6.5	5.7	5.0	7.4	4.1

M - Adult = 2.5 and older; F - Adult = 1.5 and older



Recent Harvest (all seasons)





# WHITE-TAILED DEER SUMMARY 2024-2025: WASHINGTON COUNTY

Forest Wildlife Program, Illinois Department of Natural Resources



**County Size:** 564 square miles

**Year Opened to Deer Hunting:** 1961

**Record Harvest:** 2,288 (2005)

**Average Harvest (previous 10 years):** 1,709

**Total 2024-2025 Harvest (all seasons):** 2,274

**Permits issued/quota 2024-2025** (excludes landowner; archery and youth are statewide):

**Firearm:** 2100/2100 **Muzzle:** 350/350

**Late Winter:** 216

**Chronic Wasting Disease Detected:** No

**Check Station Location:** N/A

**Late Winter Season in 2025-2026:** Yes. Deer Vehicle Accident (DVA) rates (accidents per billion miles driven) are used as an index of deer population size. Counties remain or are added to Late Winter season if DVA rates are above goal, or other factors (excessive crop damage and/or disease issues) are present.

**Last year in Late Winter/CWD:** 2024-Present

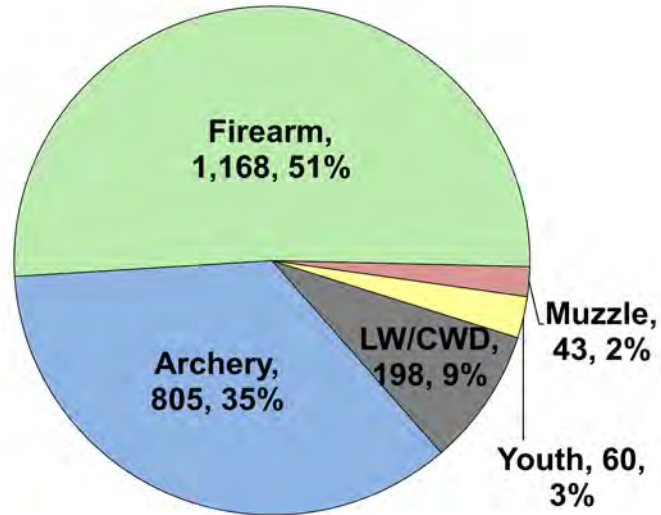
## Recent Archery Harvest by Bow Type

Type	2020	2021	2022	2023	2024
Compound	322	285	274	296	335
Crossbow	373	344	379	406	465
Traditional	5	2	6	4	5
<b>Total</b>	<b>700</b>	<b>631</b>	<b>659</b>	<b>706</b>	<b>805</b>

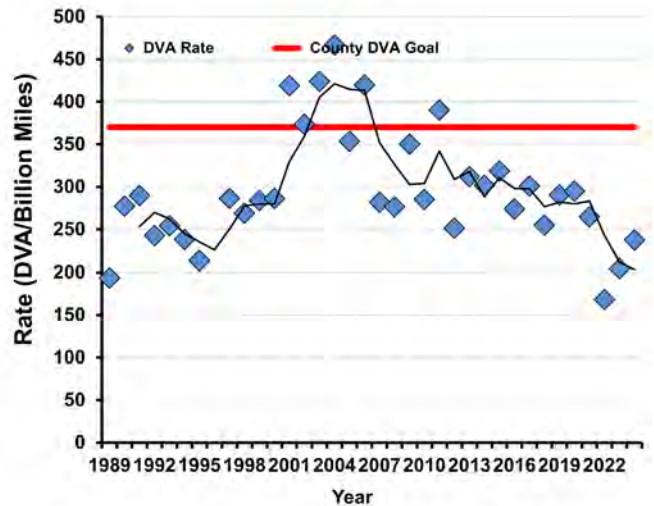
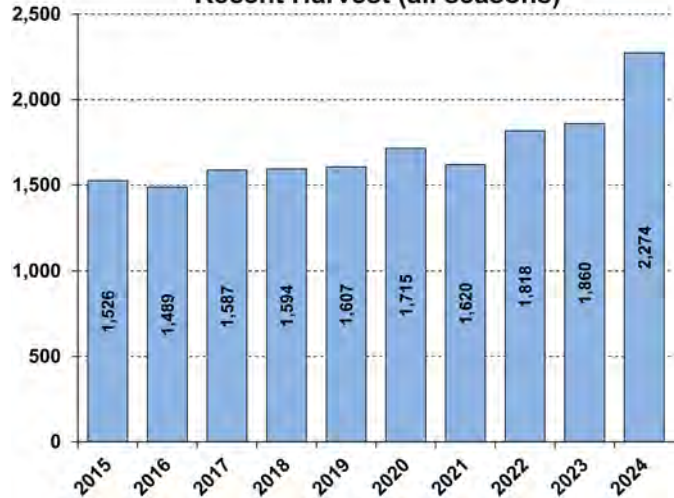
## Age/Sex Composition of Recent Harvest (%)

	2020	2021	2022	2023	2024
M - Adult	30.8	33.4	33.6	35.7	28.9
M - Yearling	18.8	15.9	16.8	17.0	15.2
M - Fawn	7.2	8.6	7.1	7.3	7.0
F - Adult	38.8	36.7	36.1	35.3	43.6
F - Fawn	4.4	5.5	6.4	4.7	5.3

M - Adult = 2.5 and older; F - Adult = 1.5 and older



## Recent Harvest (all seasons)





# WHITE-TAILED DEER SUMMARY 2024-2025: WAYNE COUNTY

Forest Wildlife Program, Illinois Department of Natural Resources



**County Size:** 715 square miles

**Year Opened to Deer Hunting:** 1966

**Record Harvest:** 3,540 (2007)

**Average Harvest (previous 10 years):** 2,701

**Total 2024-2025 Harvest (all seasons):** 3,266

**Permits issued/quota 2024-2025** (excludes landowner; archery and youth are statewide):

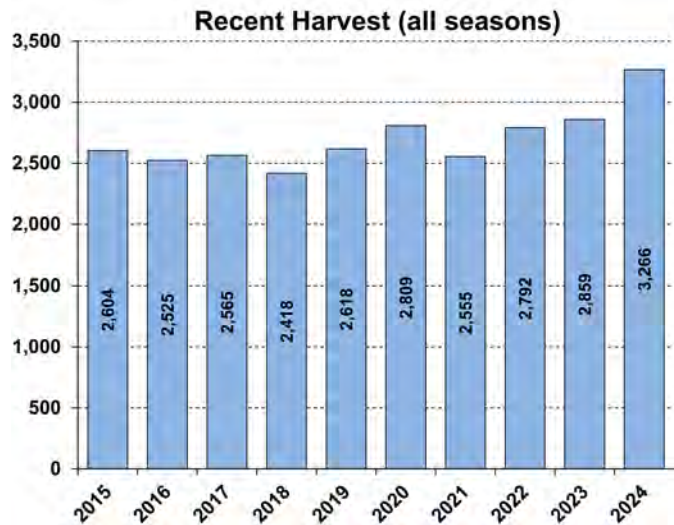
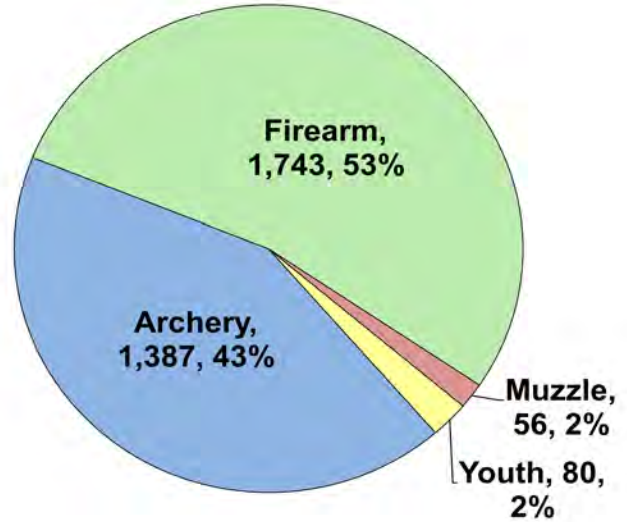
**Firearm:** 2797/2800 **Muzzle:** 350/350

**Chronic Wasting Disease Detected:** No

**Check Station Location:** N/A

**Late Winter/CWD Season in 2025-2026:** No. Deer Vehicle Accident (DVA) rates (accidents per billion miles driven) are used as an index of deer population size. Counties are closed to Late Winter/CWD season if DVA rates remain below goal, unless other factors (excessive crop damage and/or disease issues) are present.

**Last year in Late Winter/CWD:** 2015



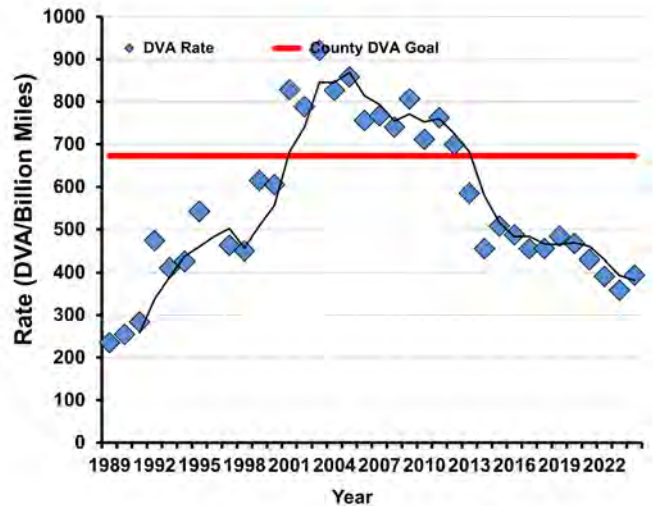
## Recent Archery Harvest by Bow Type

Type	2020	2021	2022	2023	2024
Compound	604	517	514	600	610
Crossbow	627	570	601	677	766
Traditional	14	15	15	13	11
<b>Total</b>	<b>1245</b>	<b>1102</b>	<b>1130</b>	<b>1290</b>	<b>1387</b>

## Age/Sex Composition of Recent Harvest (%)

	2020	2021	2022	2023	2024
M - Adult	30.4	30.5	29.9	32.6	30.7
M - Yearling	15.5	15.7	15.0	14.9	15.0
M - Fawn	8.3	9.6	8.4	7.9	8.3
F - Adult	38.0	35.9	39.4	37.6	39.2
F - Fawn	7.8	8.3	7.3	7.0	6.7

M - Adult = 2.5 and older; F - Adult = 1.5 and older





# WHITE-TAILED DEER SUMMARY 2024-2025: WHITE COUNTY

Forest Wildlife Program, Illinois Department of Natural Resources



**County Size:** 502 square miles

**Year Opened to Deer Hunting:** 1961

**Record Harvest:** 2,299 (2005)

**Average Harvest (previous 10 years):** 1,546

**Total 2024-2025 Harvest (all seasons):** 1,668

**Permits issued/quota 2024-2025** (excludes landowner; archery and youth are statewide):

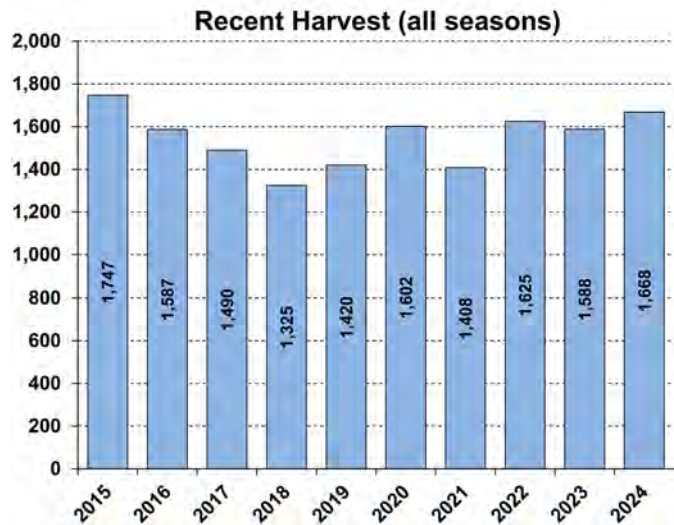
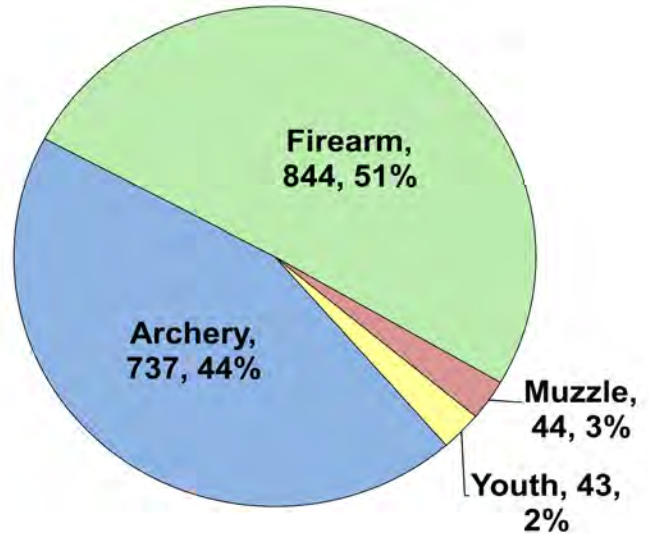
**Firearm:** 1797/1800 **Muzzle:** 250/250

**Chronic Wasting Disease Detected:** No

**Check Station Location:** N/A

**Late Winter/CWD Season in 2025-2026:** No. Deer Vehicle Accident (DVA) rates (accidents per billion miles driven) are used as an index of deer population size. Counties are closed to Late Winter/CWD season if DVA rates remain below goal, unless other factors (excessive crop damage and/or disease issues) are present.

**Last year in Late Winter/CWD:** 2018



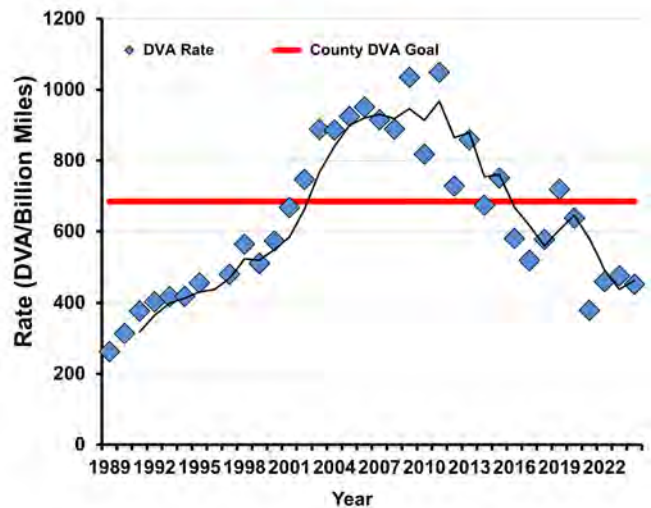
## Recent Archery Harvest by Bow Type

Type	2020	2021	2022	2023	2024
Compound	382	327	337	315	349
Crossbow	309	300	343	356	380
Traditional	15	6	3	7	8
<b>Total</b>	<b>706</b>	<b>633</b>	<b>683</b>	<b>678</b>	<b>737</b>

## Age/Sex Composition of Recent Harvest (%)

	2020	2021	2022	2023	2024
M - Adult	35.7	34.0	37.7	40.4	38.0
M - Yearling	13.8	14.5	14.8	13.6	14.0
M - Fawn	5.9	5.7	4.7	4.8	4.8
F - Adult	39.8	40.9	38.5	36.1	38.9
F - Fawn	4.8	4.9	4.4	5.0	4.3

M - Adult = 2.5 and older; F - Adult = 1.5 and older





# WHITE-TAILED DEER SUMMARY 2024-2025: WHITESIDE COUNTY

Forest Wildlife Program, Illinois Department of Natural Resources



**County Size:** 698 square miles

**Year Opened to Deer Hunting:** 1957

**Record Harvest:** 1,704 (2005)

**Average Harvest (previous 10 years):** 1,186

**Total 2024-2025 Harvest (all seasons):** 1,394

**Permits issued/quota 2024-2025** (excludes landowner; archery and youth are statewide):

**Firearm:** 2110/2250 **Muzzle:** 245/260

**Chronic Wasting Disease Detected:** No

**Check Station Location:** N/A

**Late Winter/CWD Season in 2025-2026:** No. Deer Vehicle Accident (DVA) rates (accidents per billion miles driven) are used as an index of deer population size. Counties are closed to Late Winter/CWD season if DVA rates remain below goal, unless other factors (excessive crop damage and/or disease issues) are present.

**Last year in Late Winter/CWD:** 2014

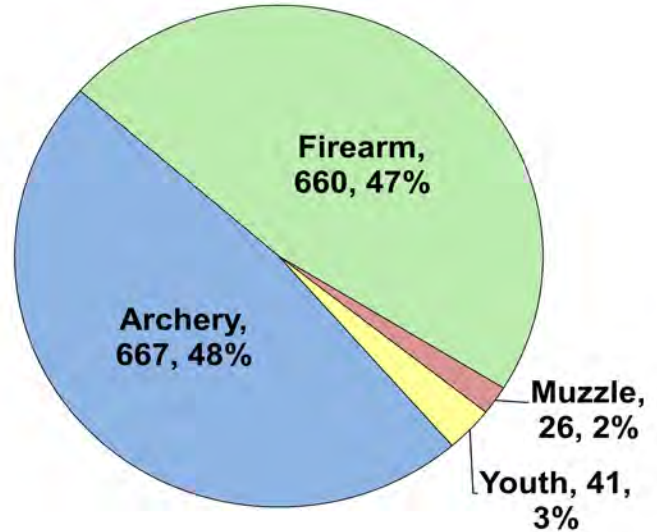
## Recent Archery Harvest by Bow Type

Type	2020	2021	2022	2023	2024
Compound	257	229	228	247	275
Crossbow	310	283	311	375	386
Traditional	7	6	8	11	6
<b>Total</b>	<b>574</b>	<b>518</b>	<b>547</b>	<b>633</b>	<b>667</b>

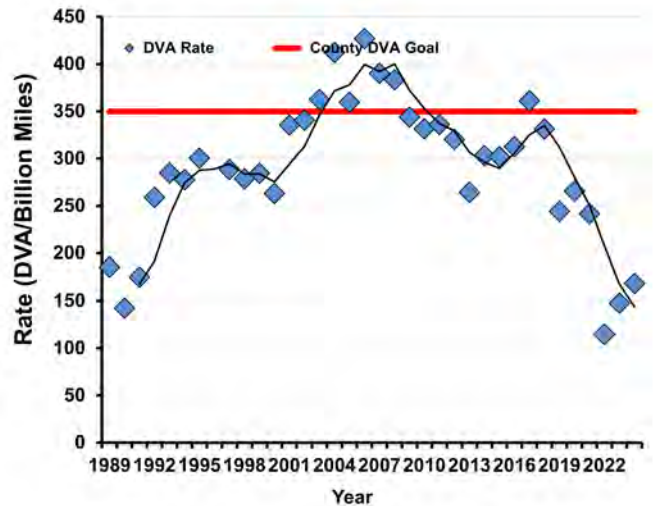
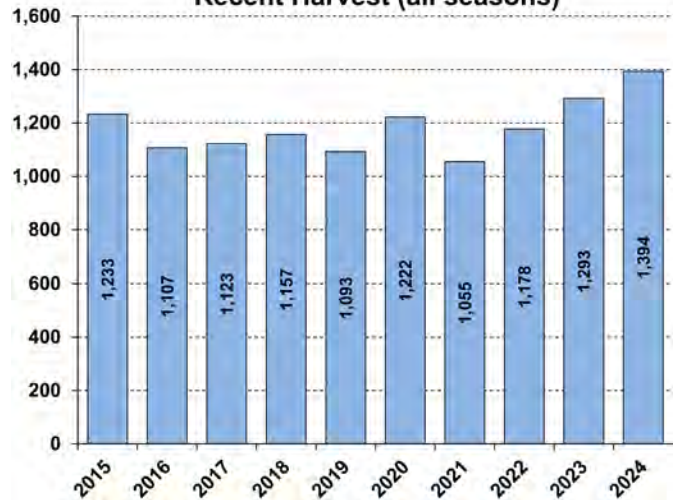
## Age/Sex Composition of Recent Harvest (%)

	2020	2021	2022	2023	2024
M - Adult	24.1	24.2	28.0	28.9	26.7
M - Yearling	16.0	19.6	17.8	19.5	19.4
M - Fawn	12.1	11.2	9.4	9.7	7.7
F - Adult	40.0	36.9	39.0	35.3	39.8
F - Fawn	7.7	8.2	5.7	6.6	6.3

M - Adult = 2.5 and older; F - Adult = 1.5 and older



Recent Harvest (all seasons)





# WHITE-TAILED DEER SUMMARY 2024-2025: WILL COUNTY

Forest Wildlife Program, Illinois Department of Natural Resources



**County Size:** 849 square miles

**Year Opened to Deer Hunting:** 1976

**Record Harvest:** 1,435 (1995)

**Average Harvest (previous 10 years):** 1,068

**Total 2024-2025 Harvest (all seasons):** 1,032

**Permits issued/quota 2024-2025** (excludes landowner; archery and youth are statewide):

**Firearm:** 1239/1500 **Muzzle:** 223/350

**CWD:** 49

**Chronic Wasting Disease Detected:** Yes

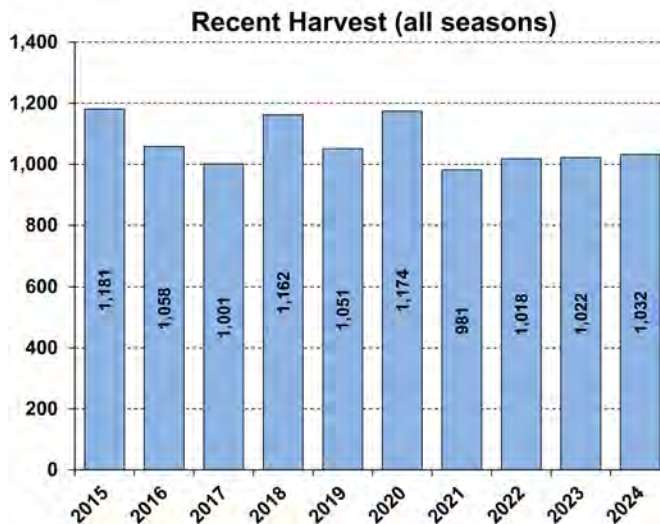
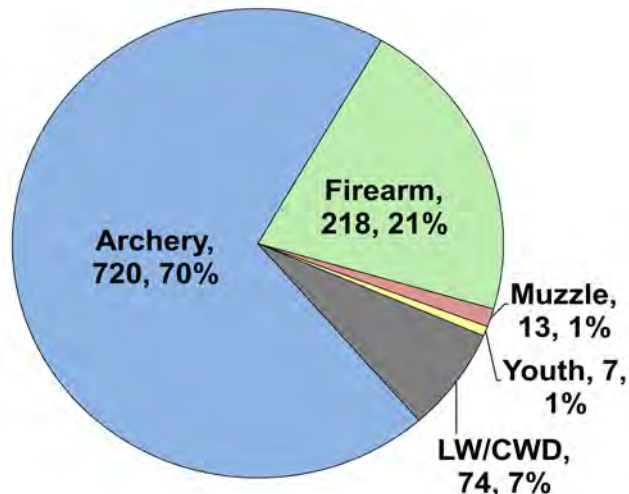
**Check Station Location:** Des Plaines Game Propagation Center

**CWD Season in 2025-2026:** Yes. CWD has and continues to be detected in this county. CWD season allows for extra hunter harvest to reduce deer density and disease transmission.

**Number tested for CWD in 2024-25:** 716

**CWD positive deer in 2024-25:** 19

**IDNR sharpshooting:** 132 deer were removed via sharpshooting which is used to supplement hunter harvest, allows localized deer reductions in known CWD positive areas to reduce transmission rates and environmental contamination.



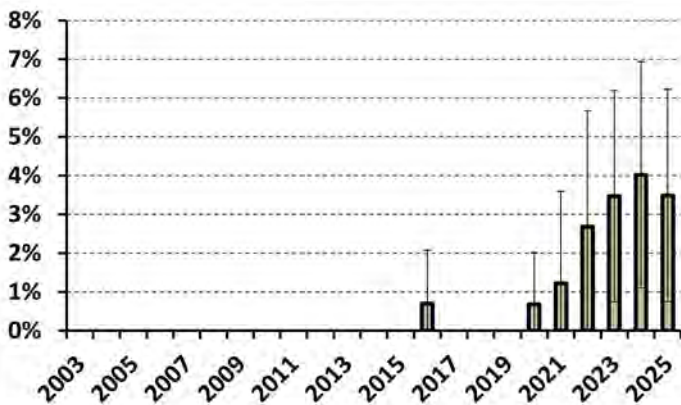
### Recent Archery Harvest by Bow Type

Type	2020	2021	2022	2023	2024
Compound	385	352	316	337	322
Crossbow	433	371	379	373	388
Traditional	7	7	7	8	10
<b>Total</b>	<b>825</b>	<b>730</b>	<b>702</b>	<b>718</b>	<b>720</b>

### Age/Sex Composition of Recent Harvest (%)

	2020	2021	2022	2023	2024
M - Adult	32.3	29.2	31.4	33.4	27.9
M - Yearling	19.9	20.4	19.6	18.7	18.6
M - Fawn	7.9	7.4	8.3	7.7	9.6
F - Adult	34.8	36.3	34.1	34.2	36.0
F - Fawn	5.1	6.6	6.6	6.0	8.0

M - Adult = 2.5 and older; F - Adult = 1.5 and older





# WHITE-TAILED DEER SUMMARY 2024-2025: WILLIAMSON COUNTY

Forest Wildlife Program, Illinois Department of Natural Resources



**County Size:** 444 square miles

**Year Opened to Deer Hunting:** 1957

**Record Harvest:** 3,517 (2022)

**Average Harvest (previous 10 years):** 3,206

**Total 2024-2025 Harvest (all seasons):** 3,458

**Permits issued/quota 2024-2025** (excludes landowner; archery and youth are statewide):

**Firearm:** 4200/4200 **Muzzle:** 352/395

**Late Winter:** 167

**Chronic Wasting Disease Detected:** No

**Check Station Location:** N/A

**Late Winter Season in 2025-2026:** Yes. Deer Vehicle Accident (DVA) rates (accidents per billion miles driven) are used as an index of deer population size. Counties remain or are added to Late Winter season if DVA rates are above goal, or other factors (excessive crop damage and/or disease issues) are present.

**Last year in Late Winter/CWD:** 2024-Present

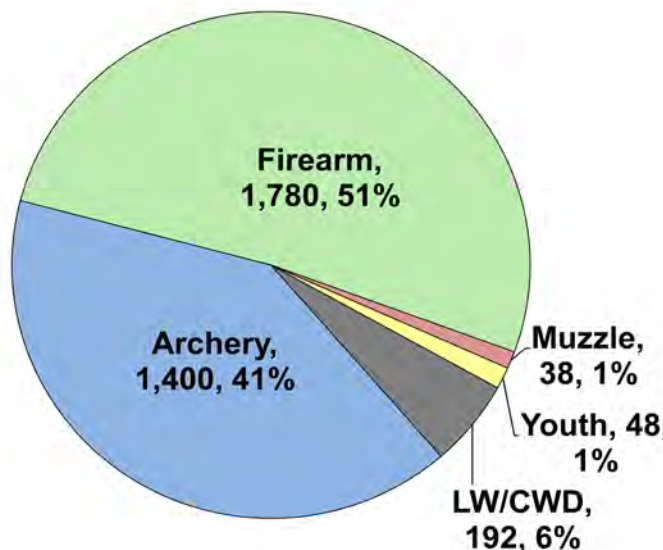
## Recent Archery Harvest by Bow Type

Type	2020	2021	2022	2023	2024
Compound	694	530	620	583	597
Crossbow	872	798	832	865	786
Traditional	17	17	18	19	17
<b>Total</b>	<b>1583</b>	<b>1345</b>	<b>1470</b>	<b>1467</b>	<b>1400</b>

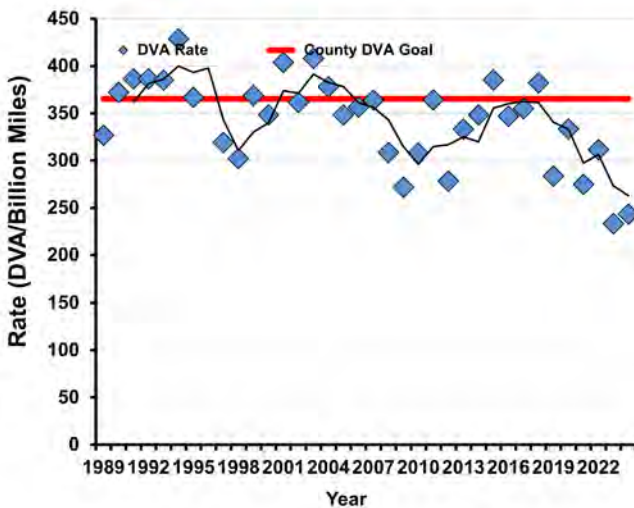
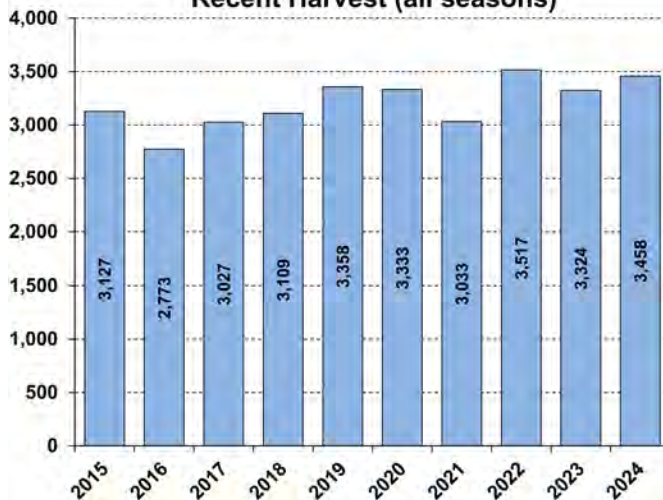
## Age/Sex Composition of Recent Harvest (%)

	2020	2021	2022	2023	2024
M - Adult	25.2	29.1	26.0	25.0	24.6
M - Yearling	20.2	20.7	19.3	21.0	19.9
M - Fawn	7.8	8.3	8.3	8.5	8.2
F - Adult	40.7	36.7	40.7	39.8	42.2
F - Fawn	6.0	5.1	5.8	5.7	5.0

M - Adult = 2.5 and older; F - Adult = 1.5 and older



Recent Harvest (all seasons)





# WHITE-TAILED DEER SUMMARY 2024-2025: WINNEBAGO COUNTY

Forest Wildlife Program, Illinois Department of Natural Resources



**County Size:** 519 square miles

**Year Opened to Deer Hunting:** 1957

**Record Harvest:** 1,480 (1995)

**Average Harvest (previous 10 years):** 895

**Total 2024-2025 Harvest (all seasons):** 957

**Permits issued/quota 2024-2025** (excludes landowner; archery and youth are statewide):

**Firearm:** 1355/3000 **Muzzle:** 149/450

**CWD:** 60

**Chronic Wasting Disease Detected:** Yes

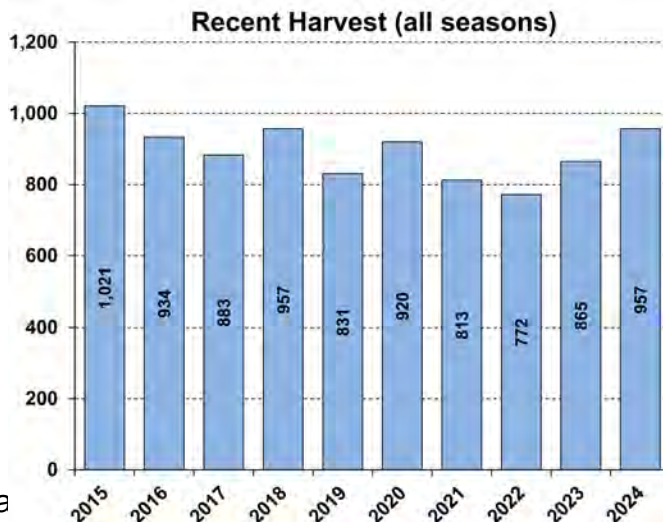
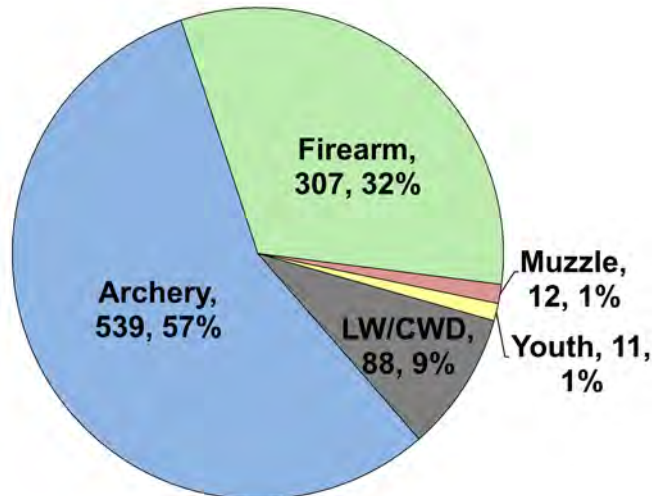
**Check Station Location:** Rock Cut State Park

**CWD Season in 2025-2026:** Yes. CWD has and continues to be detected in this county. CWD season allows for extra hunter harvest to reduce deer density and disease transmission.

**Number tested for CWD in 2024-25:** 685

**CWD positive deer in 2024-25:** 67

**IDNR sharpshooting:** 146 deer were removed via sharpshooting which is used to supplement hunter harvest, allows localized deer reductions in known CWD positive areas to reduce transmission rates and environmental contamination.



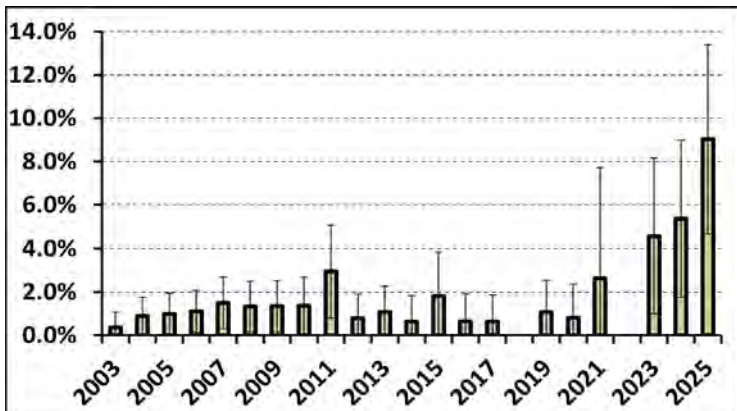
## Recent Archery Harvest by Bow Type

Type	2020	2021	2022	2023	2024
Compound	312	205	219	235	242
Crossbow	242	255	215	274	287
Traditional	5	8	2	5	10
<b>Total</b>	<b>559</b>	<b>468</b>	<b>436</b>	<b>514</b>	<b>539</b>

## Age/Sex Composition of Recent Harvest (%)

	2020	2021	2022	2023	2024
M - Adult	30.7	31.8	32.1	34.1	34.4
M - Yearling	21.7	22.0	21.4	22.3	20.0
M - Fawn	9.3	9.9	7.9	8.8	7.7
F - Adult	34.2	31.3	34.8	29.6	32.7
F - Fawn	4.0	5.0	3.8	5.2	5.2

M - Adult = 2.5 and older; F - Adult = 1.5 and older





# WHITE-TAILED DEER SUMMARY 2024-2025: WOODFORD COUNTY

Forest Wildlife Program, Illinois Department of Natural Resources



**County Size:** 543 square miles

**Year Opened to Deer Hunting:** 1963

**Record Harvest:** 2,035 (2007)

**Average Harvest (previous 10 years):** 1,395

**Total 2024-2025 Harvest (all seasons):** 1,782

**Permits issued/quota 2024-2025** (excludes landowner; archery and youth are statewide):

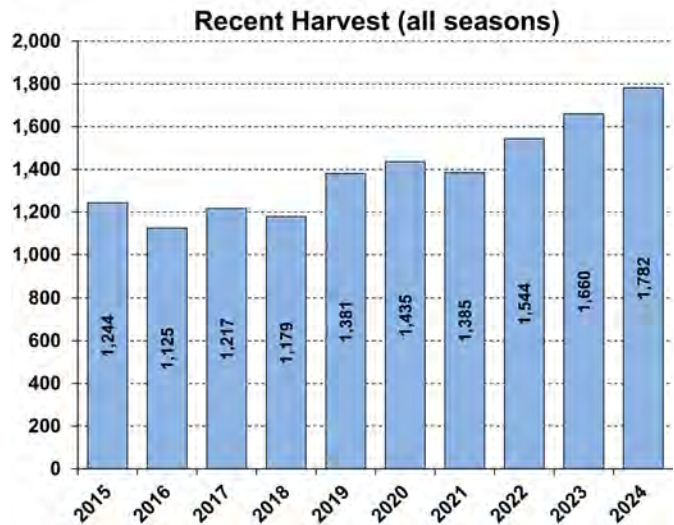
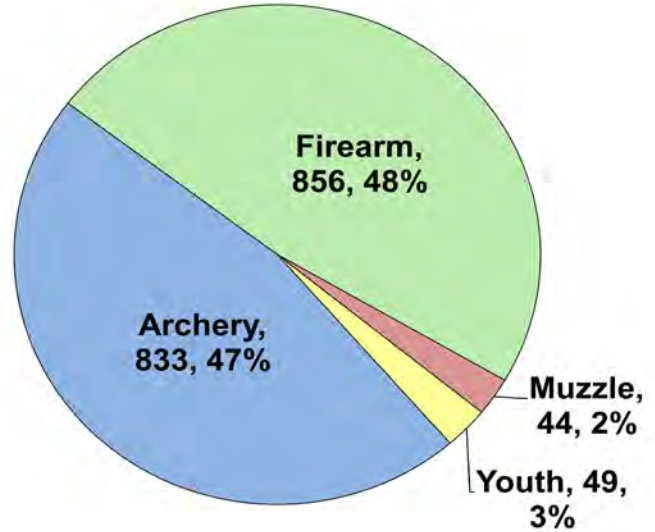
**Firearm:** 1950/1950 **Muzzle:** 401/450

**Chronic Wasting Disease Detected:** No

**Check Station Location:** N/A

**Late Winter/CWD Season in 2025-2026:** No. Deer Vehicle Accident (DVA) rates (accidents per billion miles driven) are used as an index of deer population size. Counties are closed to Late Winter/CWD season if DVA rates remain below goal, unless other factors (excessive crop damage and/or disease issues) are present.

**Last year in Late Winter/CWD:** 2014



## Recent Archery Harvest by Bow Type

Type	2020	2021	2022	2023	2024
Compound	403	354	374	393	407
Crossbow	380	388	436	435	418
Traditional	8	10	18	11	8
<b>Total</b>	<b>791</b>	<b>752</b>	<b>828</b>	<b>839</b>	<b>833</b>

## Age/Sex Composition of Recent Harvest (%)

	2020	2021	2022	2023	2024
M - Adult	24.5	27.6	24.4	28.7	24.2
M - Yearling	15.1	15.1	16.1	14.0	14.1
M - Fawn	10.9	8.5	10.8	9.3	11.1
F - Adult	41.7	39.3	40.7	41.4	41.3
F - Fawn	7.9	9.5	8.0	6.5	9.3

M - Adult = 2.5 and older; F - Adult = 1.5 and older

